

900 Series HP 3000 Computer Systems

# **MPE/iX Error Messages Manual**

## **Volume II**



HP Part No. 32650-90152  
Printed in U.S.A. July 1996

Fourth Edition  
E0796

The information contained in this document is subject to change without notice.

Hewlett-Packard makes no warranty of any kind with regard to this material, including, but not limited to, the implied warranties of merchantability or fitness for a particular purpose. Hewlett-Packard shall not be liable for errors contained herein or for direct, indirect, special, incidental or consequential damages in connection with the furnishing or use of this material.

Hewlett-Packard assumes no responsibility for the use or reliability of its software on equipment that is not furnished by Hewlett-Packard.

This document contains proprietary information which is protected by copyright. All rights are reserved. Reproduction, adaptation, or translation without prior written permission is prohibited, except as allowed under the copyright laws.

**Copyright © 1996 by Hewlett-Packard Company**

Use, duplication, or disclosure by the U.S. Government is subject to restrictions as set forth in subparagraph (c) (1) (ii) of the Rights in Technical Data and Computer Software clause at DFARS 252.227-7013. Rights for non-DoD U.S. Government Departments and agencies are as set forth in FAR 52.227-19 (c) (1,2).

Hewlett-Packard Company  
3000 Hanover Street  
Palo Alto, CA 94304 U.S.A.

**Restricted Rights Legend**

---

## Printing History

The following table lists the printings of this document, together with the respective release dates for each edition. The software version indicates the version of the software product at the time this document was issued. Many product releases do not require changes to the document. Therefore, do not expect a one-to-one correspondence between product releases and document editions.

<b>Edition</b>	<b>Date</b>	<b>Software Version</b>
First Edition	February 1990	A.10.00
Update 1	December 1990	B.30.00
Second Edition	June 1992	B.40.00
Third Edition	April 1994	C.50.00
Fourth Edition	July 1996	C.55.00



---

## Preface

MPE/iX, Multiprogramming Executive with Integrated POSIX, is the latest in a series of forward-compatible operating systems for the HP 3000 line of computers.

In HP documentation and in talking with HP 3000 users, you will encounter references to MPE XL, the direct predecessor of MPE/iX. MPE/iX is a superset of MPE XL. All programs written for MPE XL will run without change under MPE/iX. You can continue to use MPE XL system documentation, although it may not refer to features added to the operating system to support POSIX (for example, hierarchical directories).

Finally, you may encounter references to MPE V, which is the operating system for HP 3000s, not based on PA-RISC architecture. MPE V software can be run on the PA-RISC (Series 900) HP 3000s in what is known as *compatibility mode*.



---

## Conventions

**UPPERCASE** In a syntax statement, commands and keywords are shown in uppercase characters. The characters must be entered in the order shown; however, you can enter the characters in either uppercase or lowercase. For example:

**COMMAND**

can be entered as any of the following:

**command          Command          COMMAND**

It cannot, however, be entered as:

**comm              com\_mand          comamnd**

*italics* In a syntax statement or an example, a word in italics represents a parameter or argument that you must replace with the actual value. In the following example, you must replace *filename* with the name of the file:

**COMMAND *filename***

**bold italics** In a syntax statement, a word in bold italics represents a parameter that you must replace with the actual value. In the following example, you must replace *filename* with the name of the file:

**COMMAND(***filename***)**

**punctuation** In a syntax statement, punctuation characters (other than brackets, braces, vertical bars, and ellipses) must be entered exactly as shown. In the following example, the parentheses and colon must be entered:

**(*filename*):(*filename*)**

underlining Within an example that contains interactive dialog, user input and user responses to prompts are indicated by underlining. In the following example, yes is the user's response to the prompt:

**Do you want to continue? >> yes**

{ } In a syntax statement, braces enclose required elements. When several elements are stacked within braces, you must select one. In the following example, you must select either **ON** or **OFF**:

**COMMAND { ON }  
          { OFF }**

[ ] In a syntax statement, brackets enclose optional elements. In the following example, **OPTION** can be omitted:

**COMMAND *filename* [OPTION]**

When several elements are stacked within brackets, you can select one or none of the elements. In the following example, you can select **OPTION** or *parameter* or neither. The elements cannot be repeated.

**COMMAND *filename* [ OPTION  
                  parameter ]**

---

## Conventions (continued)

[ ... ] In a syntax statement, horizontal ellipses enclosed in brackets indicate that you can repeatedly select the element(s) that appear within the immediately preceding pair of brackets or braces. In the example below, you can select *parameter* zero or more times. Each instance of *parameter* must be preceded by a comma:

[, *parameter*] [...]

In the example below, you only use the comma as a delimiter if *parameter* is repeated; no comma is used before the first occurrence of *parameter*:

[*parameter*] [, ...]





| ... | In a syntax statement, horizontal ellipses enclosed in vertical bars indicate that you can select more than one element within the immediately preceding pair of brackets or braces. However, each particular element can only be selected once. In the following example, you must select **A**, **AB**, **BA**, or **B**. The elements cannot be repeated.




$\left\{ \begin{array}{l} \mathbf{A} \\ \mathbf{B} \end{array} \right\} | \dots |$

... In an example, horizontal or vertical ellipses indicate where portions of an example have been omitted.

Δ In a syntax statement, the space symbol Δ shows a required blank. In the following example, *parameter* and *parameter* must be separated with a blank:

(*parameter*)Δ(*parameter*)

 The symbol  indicates a key on the keyboard. For example,  represents the carriage return key or  represents the shift key.

 *character*  *character* indicates a control character. For example,  *Y* means that you press the control key and the Y key simultaneously.



# Contents

---

<b>18. Job/Session</b>	
(js) . . . . .	18-1
<b>19. KSAM</b>	
(Subsystem 143) . . . . .	19-1
<b>20. Loader</b>	
(LOAD ERR) . . . . .	20-1
<b>21. Loader, Native Mode</b>	
(Subsystem 104) . . . . .	21-1
<b>22. Native Mode Spooler</b>	
(Subsystem 236) . . . . .	22-1
<b>23. Page Printer</b>	
(D467ERR) . . . . .	23-1
<b>24. Page Printer Device Manager</b>	
(Subsystem 130) . . . . .	24-1
<b>25. POSIX.1 Error Messages</b>	
(Subsystem 517) . . . . .	25-1
<b>26. Printer, Tape, and Spooler</b>	
(Printer, Tape, Spooler) . . . . .	26-1
<b>27. PXUTIL</b>	
PXUTIL . . . . .	27-1
<b>28. System Aborts</b>	
(Subsystem 98) . . . . .	28-1
<b>29. System Shutdown</b>	
(shut) . . . . .	29-1

<b>30. System Startup, Shutdown, and Configuration</b>	
Reading the Message and Code Display . . . . .	30-1
Interpreting Class Errors . . . . .	30-2
Interpreting “Nonclass” Errors . . . . .	30-3
Class Errors . . . . .	30-4
Class Error 1 . . . . .	30-4
Register File Failure . . . . .	30-4
Execution Unit Failure . . . . .	30-12
Instruction Unit Failure . . . . .	30-15
Class Error 2 . . . . .	30-26
Translation Look-Aside Buffer (TLB) Failure . . . . .	30-26
Cache Failure . . . . .	30-33
Class Error 3: System Monitor Card Failure . . . . .	30-38
Class Error 4: Coprocessor Failure . . . . .	30-41
Class Error 5: Bus Protocol Failure . . . . .	30-48
Class Error 7: Memory Failure . . . . .	30-48
Class Error 8: Channel Adapter Test . . . . .	30-51
Class Error 9: Console Path Test . . . . .	30-59
Class Error A: Boot Path Test . . . . .	30-61
Class Error B: Initialization Messages . . . . .	30-62
Class Error C: Bootstrap Display Codes . . . . .	30-67
Class Error CA: Power Fail . . . . .	30-69
Class Error CB: transfer of control . . . . .	30-69
Class Error CE: ISL Messages and Error Codes . . . . .	30-69
“Nonclass” Errors . . . . .	30-75
Run-Time Codes: System Activity Indicator . . . . .	30-75
DCC Error Codes . . . . .	30-75
High-Priority Machine Check (HPMC) Errors . . . . .	30-79
Console Messages for Log File Errors . . . . .	30-81
Interpreting SYSGEN Messages and Error Codes . . . . .	30-82
Input/Output (I/O) Configurator Messages . . . . .	30-82
Miscellaneous (MISC) Configurator Messages . . . . .	30-106
Logging (LOG) Configurator Messages . . . . .	30-111
System File (SYSFILE) Configurator Messages . . . . .	30-111
Outerblock Messages . . . . .	30-116
Service (SERVE) Messages . . . . .	30-120
Other Messages . . . . .	30-126
Scanner Messages . . . . .	30-130
Boot Tape Messages . . . . .	30-134
LANGINST Messages . . . . .	30-140
<b>31. Store/Restore (Compatibility Mode)</b>	
(S/R) . . . . .	31-1

<b>32. Store/Restore (Native Mode) and TurboSTORE/iX</b>	
(S/R) . . . . .	32-1
<b>33. SVIPC</b>	
(Subsystem 520) . . . . .	33-1
<b>34. Threshold Manager</b>	
(THMGERR) . . . . .	34-1
<b>35. UPS</b>	
(Uninterrupted Power Source) . . . . .	35-1
<b>36. Volume Management</b>	
(Subsystem 163) . . . . .	36-1
<b>37. VOLUTIL and DISCUTIL</b>	
(dialog,shell,discutil,volutil) . . . . .	37-1
VOLUTIL Messages . . . . .	37-1
dialog . . . . .	37-1
parserr . . . . .	37-2
shell . . . . .	37-2
volutil . . . . .	37-4
DISCUTIL Messages . . . . .	37-8

## Tables

---

30-1. Class Error Descriptions . . . . .	30-2
30-2. Log File Errors . . . . .	30-81
30-3. Log File Errors (Continued) . . . . .	30-81

## Job/Session

---

(js)

---

1	MESSAGE	UNABLE TO OBTAIN "IDD ENTRY", ON LDEV #\ IN 'STARTLOGON'. (js 1)
2	MESSAGE	UNABLE TO OBTAIN "JMAT ENTRY", ON LDEV #\ IN 'STARTLOGON'. (js 2)
3	MESSAGE	UNABLE TO OBTAIN "JIT DST", ON LDEV #\ IN 'JSMAN'. (js 3)
4	MESSAGE	UNABLE TO OBTAIN "JDT DST", ON LDEV #\ IN 'JSMAN'. (js 4)
7	MESSAGE	UNABLE TO OBTAIN "JPCNT ENTRY", ON LDEV #\ IN JSMAN. (js 7)
8	MESSAGE	UNABLE TO OBTAIN "SYSTEM ALLOW MASK", ON LDEV #\ IN 'JSMAN'. (js 8)
9	MESSAGE	UNABLE TO OBTAIN "TEMP DIREC", ON LDEV #\ IN JSMAN. (js 9)
10	MESSAGE	MISSING ACCOUNT NAME DURING LOGON ON LDEV #!. (js 10)
11	MESSAGE	MISSING USER NAME DURING LOGON ON LDEV #!. (js 11)
12	MESSAGE	MISSING HOME GROUP NAME DURING LOGON ON LDEV #!. (js 12)
13	MESSAGE	MISSING GROUP NAME DURING LOGON ON LDEV #!. (js 13)

---

---

14	MESSAGE	UNABLE TO OBTAIN "BREAK OBJ", ON LDEV #! IN 'JSMMAIN'. (js 14)
----	---------	--

---

15	MESSAGE	UNABLE TO FIND "DS PLABEL", ON LDEV #! IN 'JSMMAIN'. (js 15)
----	---------	--

---

16	MESSAGE	FOUND BAD "DS PLABEL", ON LDEV #! IN 'JSMMAIN'. (js 16)
----	---------	---

---

18	MESSAGE	UNABLE TO OBTAIN "UDC OBJECT", ON LDEV #! IN 'JSMMAIN'. (js 18) 19 UNABLE TO OBTAIN "VARIABLE OBJECT", ON LDEV #! IN 'JSMMAIN'. (js 19)
----	---------	---

---

20	MESSAGE	COULD NOT OBTAIN JMAT ENTRY ON LDEV #!. (js 20)
----	---------	---

---

21	MESSAGE	JMAT CORRUPTION EXISTS. (js 21)
----	---------	---------------------------------

---

22	MESSAGE	ERROR INITIALIZING VARIABLE TABLE. (js 22)
----	---------	--

---

33	MESSAGE	LOGON FOR: "!" ON LDEV #!.
----	---------	----------------------------

---

34	MESSAGE	(PROGRAMMATIC) LOGON FOR: "!" ON LDEV #!.
----	---------	---

---

41	MESSAGE	LOGOFF ON LDEV #!.
----	---------	--------------------

---

50	MESSAGE	JOBS IN ERROR STATE WERE FOUND DURING WARM START. (js 50)
----	---------	---

---

61	MESSAGE	MISSING GROUP FOR "!" ON LDEV #!. (js 61)
----	---------	---

---

62	MESSAGE	MISSING ACCT FOR "!" ON LDEV #!. (js 62)
----	---------	--

---

63	MESSAGE	MISSING USER FOR "!" ON LDEV #!. (js 63)
----	---------	--

---

64	MESSAGE	NO HOME GROUP FOR "!" ON LDEV #!. (js 64)
----	---------	---

---

65	MESSAGE	INVALID PASSWORD FOR "!" DURING LOGON ON LDEV #!. (js 65)
----	---------	---

---

---

66	MESSAGE	NO ACCOUNT CPU TIME FOR "!" ON LDEV #!. (js 66)
----	---------	---

---

67	MESSAGE	NO ACCOUNT CONNECT TIME FOR "!" ON LDEV #!. (js 67)
----	---------	---

---

69	MESSAGE	MISSING BA CAPABILITY FOR "!" ON LDEV #!. (js 69)
----	---------	---

---

70	MESSAGE	MISSING IA CAPABILITY FOR "!" ON LDEV #!. (js 70)
----	---------	---

---

71	MESSAGE	NO GROUP CPU TIME FOR "!" ON LDEV #!. (js 71)
----	---------	---

---

72	MESSAGE	NO GROUP CONNECT TIME FOR "!" ON LDEV #!. (js 72)
----	---------	---

---

73	MESSAGE	READ FAIL FOR PROGRAMMATIC SESSION "!" ON LDEV #! (js73)
----	---------	--

---

75	MESSAGE	CAN'T FOPEN \$STDIN FOR "!", ON LDEV #!. (js 75)
----	---------	--

---

76	MESSAGE	CAN'T FOPEN \$STDLIST FOR "!", ON LDEV #!. (js 76)
----	---------	--

---

77	MESSAGE	CAN'T FOPEN \$STDERR FOR "!", ON LDEV #!. (js 77)
----	---------	---

---

78	MESSAGE	CAN'T DELETE \$STDLIST ON LDEV #!. (js 78)
----	---------	--

---

79	MESSAGE	CAN'T DELETE \$STDERR ON LDEV #\ . (js 79)
----	---------	--

---

80	MESSAGE	CAN'T FOPEN DEVICE. (js 80)
----	---------	-----------------------------

---

85	MESSAGE	CAN'T FCLOSE LDEV #\ . (js 85)
----	---------	--------------------------------

---

86	MESSAGE	CAN'T FCLOSE \$STDIN ON LDEV #!. (js 86)
----	---------	--

---

87	MESSAGE	CAN'T FCLOSE \$STDLIST ON LDEV #!. (js 87)
----	---------	--

---

92	MESSAGE	'STARTLOGON' CALL CORRUPTION, PARM IS LDEV. (js 92)
----	---------	---

---

---

93	MESSAGE	'STARTLOGON' CALL CORRUPTION, PARM IS INFILE. (js 93)
----	---------	---

---

94	MESSAGE	'STARTLOGON' CALL CORRUPTION, PARM IS OUTFILE. (js 94)
----	---------	--

---

95	MESSAGE	'STARTLOGON' CALL CORRUPTION, PARM IS IN AND OUT FILES. (js 95)
----	---------	--

---

96	MESSAGE	'STARTLOGON' CALL CORRUPTION, PARM IS LDEV AND IN/OUT FILES. (js 96)
----	---------	---

---

97	MESSAGE	'STARTLOGON' CALL CORRUPTION, PARM IS PROMPT FLAG. (js 97)
----	---------	--

---

98	MESSAGE	'STARTLOGON' CALL CORRUPTION, PARM IS READ FLAG. (js 98)
----	---------	--

---

99	MESSAGE	'STARTLOGON' CALL CORRUPTION, PARM IS CHAR. (js 99)
----	---------	---

---

102	MESSAGE	ACTIVATION OF SYSTEM CI "!" FAILED FOR USER "!" ON LDEV #!. (js 102)
-----	---------	---

---

103	MESSAGE	ACTIVATION OF USER CI "!" FAILED FOR USER "!" ON LDEV #!. (js 103)
-----	---------	---

---

114	MESSAGE	CREATION OF SYSTEM CI "!" FAILED FOR ! ON LDEV #!. (js 114)
-----	---------	---

---

115	MESSAGE	CREATION OF USER CI "!" FAILED FOR ! ON LDEV #!. (js 115)
-----	---------	---

---

120	MESSAGE	NS ADOPT IN ERROR ON LDEV #!. (js 120)
-----	---------	--

---

121	MESSAGE	NS ADOPT OUT ERROR ON LDEV #!. (js 121)
-----	---------	---

---

125	MESSAGE	DIRECTORY ERROR #! ENCOUNTERED DURING LOGOFF ON LDEV #!. (js 125)
-----	---------	--

---

127	MESSAGE	CAN'T OPEN \$STDLIST TO \$NULL ON LDEV #!. (js 127)
-----	---------	---

---



---

128	MESSAGE	CAN'T OPEN \$STDERR TO \$NULL ON LDEV #!. (js 128)
-----	---------	--

---

130	MESSAGE	CAN'T FOPEN \$STDIN IN 'STARTLOGON' ON LDEV #!. (js 130)
-----	---------	--

---

131	MESSAGE	CAN'T FOPEN \$STDLIST IN 'STARTLOGON' ON LDEV #!. (js 131)
-----	---------	--

---

132	MESSAGE	CAN'T FREAD \$STDIN IN 'STARTLOGON' ON LDEV #!. (js 132)
-----	---------	--

---

133	MESSAGE	CAN'T FWRITE \$STDLIST IN 'STARTLOGON' ON LDEV #!. (js 133)
-----	---------	---

---

134	MESSAGE	CAN'T FCONTROL IN 'STARTLOGON' ON LDEV #!. (js 134)
-----	---------	---

---

135	MESSAGE	CAN'T FGETINFO IN 'STARTLOGON' ON LDEV #!. (js 135)
-----	---------	---

---

136	MESSAGE	CAN'T FIND 'SYSTEM' PROMPT IN 'STARTLOGON' ON LDEV #!. (js 136)
-----	---------	---

---

137	MESSAGE	CAN'T FIND 'USER' PROMPT IN 'STARTLOGON' ON LDEV #!. (js 137)
-----	---------	---

---

138	MESSAGE	STREAMING HAS NOT BEEN ENABLED. (js 138)
-----	---------	--

---

139	MESSAGE	CONFIGURED STREAM DEFAULT IN LDEV IS INVALID. (js 139)
-----	---------	--

---

141	MESSAGE	CONFIGURED STREAM DEFAULT LIST LDEV/CLASS IS INVALID. (js 141)
-----	---------	--

---

143	MESSAGE	INVALID IN LDEV. (js 143)
-----	---------	---------------------------

---

145	MESSAGE	INVALID LIST LDEV/CLASS. (js 145)
-----	---------	-----------------------------------

---

152	MESSAGE	CONFIGURED STREAM DEVICE IS NOT :JOB OR :DATA ACCEPTING. (js 152)
-----	---------	---

---

---

171        MESSAGE        INPUT DEVICE "!" ACCESS SECURITY VIOLATIION FOR "!". (js 171)

---

172        MESSAGE        OUTPUT DEVICE "!" ACCESS SECURITY VIOLATION FOR "!". (js 172)

---

206        MESSAGE        ALL JOBS LOGGED OFF

---

210        MESSAGE        INTERNAL PORT SEND\_MSG ERROR #! ON ! ! (!). (js 210)

---

215        MESSAGE        INTERNAL PORT SEND\_MSG ERROR #!. UNABLE TO DELETE JSMAIN POOL. (!) (js 215)

---

216        MESSAGE        INTERNAL PORT SEND\_MSG ERROR #! ON UPDATING JSMAIN POOL ON ! (!) (js 216)

---

220        MESSAGE        WARNING: DISC SPACE IS LOW. ONLY JOBS AND SESSIONS WITH HIPRI MAY LOGON. (js 220)

          CAUSE        System domain disc space is being used at a high level and the system will not allocate disc space for ordinary jobs or sessions.

          ACTION        Wait until some jobs or sessions have logged off before starting any new ones. Submit jobs or sessions with the HIPRI option. Purge some files, groups or accounts (to create more useable system domain space) then start new jobs or sessions. (Before purging any files, groups or accounts, you may wish to store them to tape).

---

221        MESSAGE        SYSTEM IS NO LONGER LOW ON DISC SPACE. JOBS AND SESSIONS MAY LOGON NORMALLY. (js 221)

          CAUSE        The system previously could not initiate new jobs or sessions because it was running out of system domain disc space.

          ACTION        Nothing. The system now has adequate disc space to start new jobs and sessions. However, you may wish to evaluate your disc space utilization.

---

300        MESSAGE        JSMAIN PROCESS CANNOT BE CREATED (js 300)

---

301        MESSAGE        JSMAIN PROCESS CANNOT BE ACTIVATED. (js 301)

---

---

302	MESSAGE	JSMAIN PORT CANNOT BE CREATED. (js 302)
-----	---------	---

---

310	MESSAGE	OPERATING SYSTEM ESCAPE TO JSMAIN OUTER BLOCK. STATUS INFO : !, SUBSYS : !. (js 310)
-----	---------	--

---

311	MESSAGE	OPERATING SYSTEM ESCAPE TO JOBMAIN OUTER BLOCK. STATUS INFO : !, SUBSYS : !. (js 311)
-----	---------	---

---

312	MESSAGE	OPERATING SYSTEM ESCAPE TO SESSIONMAIN OUTER BLOCK. STATUS INFO : !, SUBSYS : !. (js 312)
-----	---------	---

---

320	MESSAGE	JSMAIN PORT RECEIVED UNEXPECTED MESSAGE #!. (js 320)
-----	---------	--

---

321	MESSAGE	JOB QUEUE PORT RECEIVED UNEXPECTED MESSAGE #!. (js 321)
-----	---------	---

---

322	MESSAGE	JOBMAIN PORT RECEIVED UNEXPECTED MESSAGE #!. (js 322)
-----	---------	---

---

323	MESSAGE	SESSION PORT RECEIVED UNEXPECTED MESSAGE #!. (js 323)
-----	---------	---

---

330	MESSAGE	JSMAIN CANNOT GET COMMAND TO PROCESS. (js 330)
-----	---------	--

---

600	MESSAGE	DIRECTORY EXCEEDED GDFS. (js 600)
-----	---------	-----------------------------------

---

601	MESSAGE	DIRECTORY EXCEEDED ADFS. (js 601)
-----	---------	-----------------------------------

---

602	MESSAGE	VOLUME SET IS NOT MOUNTED FOR USER ! ON LDEV #!. (js 602)
-----	---------	---

---

603	MESSAGE	NON-EXISTENT ACCOUNT ON VOLUME SET FOR USER ! ON LDEV #!. (js 603)
-----	---------	--

---

604	MESSAGE	NON-EXISTENT GROUP ON VOLUME SET FOR USER ! ON LDEV #!. (js 604)
-----	---------	--

---

610	MESSAGE	INTERNAL DIRECTORY I/O ERROR FOR USER ! ON LDEV #!. (js 610)
-----	---------	--

---

---

611	MESSAGE	LOGON FAILURE DUE TO VMOUNT OFF FOR USER ! ON LDEV #!. (js 611)
-----	---------	---

---

700	MESSAGE	DATA COMMAND IS NOT CURRENTLY SUPPORTED
-----	---------	---

---

705	MESSAGE	JOB ON TERMINALS ARE NOT CURRENTLY SUPPORTED
-----	---------	--

---

9600	MESSAGE	INTERNAL DIRECTORY ERROR FOR USER ! % ON LDEV #!. (js 9600)
------	---------	---

---

9601	MESSAGE	DIRECTORY SWITCH FAILURE ON LDEV #!. (js 9601)
------	---------	--

---

9602	MESSAGE	NO GUF/PLFD CURRENTLY AVAILABLE ON LDEV #!. (js 9602)
------	---------	---

---

## KSAM

---

### (Subsystem 143)

---

**Note** KSAM error messages are included with subsystem 143 (File System) messages. Refer to chapter 4, File System (Native Mode), for listing of messages.

---

1026	MESSAGE	Type manager; an internal error occurred.
	CAUSE	You requested a lower level system service and this reported an error to the type manager.
	ACTION	If the problem persists, contact your Hewlett-Packard support engineer.
1079	MESSAGE	TM_KSM_INVALID_OFFSET
	CAUSE	The file offset pointer calculated for the KSAM file is invalid.
	ACTION	Close the KSAM file, store it to tape, and call your Hewlett-Packard support representative.
1080	MESSAGE	TM_KSM_UNEXPECTED_ERROR
	CAUSE	During an operation on a KSAM file, a non-file system error occurred.
	ACTION	Close the KSAM file, store it to tape, and call your Hewlett-Packard support representative.
6005	MESSAGE	Type manager; invalid function code or parameter.
	CAUSE	An FCONTROL or FDEVICECONTROL function, or one of its parameters, is not valid for the particular device or access method in which it was used. It may also be invalid for any device (for example, out of range).
	ACTION	Check the intrinsic call for which the error is reported and correct any errors in the calling sequence.

---

---

6006	MESSAGE	Type manager; you specified a parameter value that is more than the maximum specified for this function.
	CAUSE	Self-explanatory.
	ACTION	Use the MPE XL Intrinsic manual to verify the set of acceptable parameters for a given function code.

---

6007	MESSAGE	Type manager; you specified a parameter value that is less than the minimum specified for this function.
	CAUSE	Self-explanatory.
	ACTION	Use the MPE XL Intrinsic manual to verify the set of acceptable parameters for a given function code.

---

6013	MESSAGE	Type manager; device is off-line.
	CAUSE	For printers attached via the Distributed Terminal Controller (DTC), this is a generic error indicating the inability of the DTC to communicate with its device. It is currently not returned for other devices.
	ACTION	Check the DTC-to-device cable connections, parity and baud rate settings, DTR and CTS settings, and Transmit/Receive Pacing settings. Ensure that they are set as required for proper use by the DTC.

---

6022	MESSAGE	Type manager; unit failure.
	CAUSE	An undetermined device or transmission error occurred.
	ACTION	Check lower level statuses to determine the root cause of the error.

---

6025	MESSAGE	Type manager; timeout while waiting for I/O completion.
	CAUSE	This usually indicates a hardware failure of some component of the I/O subsystem.
	ACTION	Contact your Hewlett-Packard support engineer.

---

6026	MESSAGE	Type manager; data transmission error.
	CAUSE	An undetermined transmission error was reported by a lower level subsystem.
	ACTION	Check the lower level statuses to determine the root cause of the error.

---

---

6029      MESSAGE      Type manager; the device reported a power-up.

            CAUSE          Self-explanatory. For printers, this status is returned only if device status reporting is disable (the default). If it is enabled, the intrinsic interface returns CCG instead, indicating that status is available.

            ACTION        The application or operator should take whatever steps are appropriate (for example, putting the device on line). For printers, the Native Mode Spooler will attempt to recover to the start of the current page.

---

6035      MESSAGE      Type manager; your I/O request was aborted due to a system power failure.

            CAUSE          Self-explanatory.

            ACTION        If the device is owned by a spooler, the spooler process will terminate. Restart the process. For other situations, take whatever steps are appropriate to re-establish normal device operation.

---

6036      MESSAGE      Type manager; data lost.

            CAUSE          A lower level subsystem has reported an error of some kind which resulted in an incomplete data transfer.

            ACTION        Check the lower level statuses to determine the root cause of the error.

---

6037      MESSAGE      Type manager; the I/O request was aborted externally.

            CAUSE          Either you entered an explicit ABORTIO, or the process with outstanding I/O is being terminated.

            ACTION        None.

---

6039      MESSAGE      Type manager; the device reported a parity error.

            CAUSE          Self-explanatory.

            ACTION        Take whatever steps are appropriate, for example, cleaning tape heads. If the problem persists, contact your Hewlett-Packard support engineer.

---





## Loader

---

### (LOAD ERR)

---

---

15	MESSAGE	THE CONFIGURED DEFAULT HEAP SIZE OF ! BYTES IS TOO SMALL, ! IS BEING USED. (LDRWARN 15)
<hr/>		
18	MESSAGE	OUT OF DUMPWORTHY FILE DESCRIPTORS. (LDRWARN 18)
<hr/>		
19	MESSAGE	OUT OF DUMPWORTHY FILE EXTENT DESCRIPTORS. LDRWARN 19)
<hr/>		
20	MESSAGE	DUMPWORTHY OPTION IS NOT SUPPORTED FOR CM PROGRAMS AND LIBRARIES. (LDRWARN 20)
<hr/>		
21	MESSAGE	UNKNOWN ENTRY POINT (LOAD ERR 21)
<hr/>		
22	MESSAGE	TRACE SUBSYSTEM NOT PRESENT (LOAD ERR 22)
<hr/>		
23	MESSAGE	STACK SIZE TOO SMALL (LOAD ERR 23)
<hr/>		
24	MESSAGE	MAXDATA TOO LARGE (LOAD ERR 24)
<hr/>		
25	MESSAGE	STACK SPACE REQUIRED EXCEEDS SPECIFIED MAXDATA (LOAD ERR 25)
<hr/>		
26	MESSAGE	PROGRAM LOADED IN OPPOSITE MODE (LOAD ERR 26)
<hr/>		
27	MESSAGE	SL BINDING ERROR (LOAD ERR 27)
<hr/>		
28	MESSAGE	INVALID SYSTEM SL FILE (LOAD ERR 28)
<hr/>		

---

29	MESSAGE	INVALID PUBLIC SL FILE (LOAD ERR 29)
----	---------	--------------------------------------

---

30	MESSAGE	INVALID GROUP SL FILE (LOAD ERR 30)
----	---------	-------------------------------------

---

31	MESSAGE	INVALID COMPATIBILITY MODE PROGRAM FILE (LOAD ERR 31)
----	---------	---

---

32	MESSAGE	INVALID LIST FILE (LOAD ERR 32)
----	---------	---------------------------------

---

33	MESSAGE	CODE SEGMENT TOO LARGE (LOAD ERR 33)
----	---------	--------------------------------------

---

34	MESSAGE	PROGRAM FILE'S EXTENT MAXIMUM MUST BE ONE. (LOAD ERR 34)
----	---------	--

---

35	MESSAGE	DATA SEGMENT TOO LARGE (LOAD ERR 35)
----	---------	--------------------------------------

---

36	MESSAGE	DATA SEGMENT TOO LARGE (LOAD ERR 36)
----	---------	--------------------------------------

---

37	MESSAGE	TOO MANY CODE SEGMENTS (LOAD ERR 37)
----	---------	--------------------------------------

---

38	MESSAGE	TOO MANY CODE SEGMENTS (LOAD ERR 38)
----	---------	--------------------------------------

---

39	MESSAGE	ILLEGAL CAPABILITY (LOAD ERR 39)
----	---------	----------------------------------

---

40	MESSAGE	TOO MANY PROCEDURES LOADED (LOAD ERR 40)
----	---------	--

---

41	MESSAGE	UNKNOWN PROCEDURE NAME (LOAD ERR 41)
----	---------	--------------------------------------

---

42	MESSAGE	INVALID PROCEDURE NUMBER (LOAD ERR 42)
----	---------	--

---

43	MESSAGE	ILLEGAL PROCEDURE UNLOAD (LOAD ERR 43)
----	---------	--

---

44	MESSAGE	ILLEGAL SL CAPABILITY (LOAD ERR 44)
----	---------	-------------------------------------

---

45	MESSAGE	INVALID ENTRY POINT (LOAD ERR 45)
----	---------	-----------------------------------

---

---

46        MESSAGE        TEMPORARY PROGRAM FILE ILLEGAL    (LOAD ERR 46)

---

50        MESSAGE        UNABLE TO OPEN SYSTEM SL FILE    (LOAD ERR 50)

---

51        MESSAGE        UNABLE TO OPEN PUBLIC SL FILE    (LOAD ERR 51)

---

52        MESSAGE        UNABLE TO OPEN GROUP SL FILE    (LOAD ERR 52)

---

53        MESSAGE        UNABLE TO OPEN PROGRAM FILE    (LOAD ERR 53)

---

54        MESSAGE        UNABLE TO OPEN LIST FILE        (LOAD ERR 54)

---

55        MESSAGE        UNABLE TO CLOSE SYSTEM SL FILE   (LOAD ERR 55)

---

56        MESSAGE        UNABLE TO CLOSE PUBLIC SL FILE   (LOAD ERR 56)

---

57        MESSAGE        UNABLE TO CLOSE GROUP SL FILE    (LOAD ERR 57)

---

58        MESSAGE        UNABLE TO CLOSE PROGRAM FILE    (LOAD ERR 58)

---

59        MESSAGE        UNABLE TO CLOSE LIST FILE        (LOAD ERR 59)

---

60        MESSAGE        EOF OR I/O ERROR ON SYSTEM SL FILE (LOAD ERR 60)

---

61        MESSAGE        EOF OR I/O ERROR ON PUBLIC SL FILE (LOAD ERR 61)

---

62        MESSAGE        EOF OR I/O ERROR ON GROUP SL FILE (LOAD ERR 62)

---

63        MESSAGE        EOF OR I/O ERROR ON PROGRAM FILE (LOAD ERR 63)

---

64        MESSAGE        EOF OR I/O ERROR ON LIST FILE    (LOAD ERR 64)

---

65        MESSAGE        UNABLE TO OBTAIN CST ENTRIES    (LOAD ERR 65)

---

---

66	MESSAGE	UNABLE TO OBTAIN PROCESS DST ENTRY (LOAD ERR 66)
----	---------	--

---

67	MESSAGE	UNABLE TO OBTAIN MAIL DATA SEGMENT (LOAD ERR 67)
----	---------	--

---

68	MESSAGE	UNABLE TO CREATE LOAD PROCESS (LOAD ERR 68)
----	---------	---

---

69	MESSAGE	UNABLE TO OBTAIN CSTX ENTRIES (LOAD ERR 69)
----	---------	---

---

70	MESSAGE	SEGMENT TABLE OVERFLOW (LOAD ERR 70)
----	---------	--------------------------------------

---

71	MESSAGE	UNABLE TO OBTAIN SUFFICIENT DL STORAGE (LOAD ERR 71)
----	---------	--

---

72	MESSAGE	ATTIO ERROR (LOAD ERR 72)
----	---------	---------------------------

---

73	MESSAGE	UNABLE TO OBTAIN VIRTUAL MEMORY (LOAD ERR 73)
----	---------	---

---

74	MESSAGE	DIRECTORY I/O ERROR (LOAD ERR 74)
----	---------	-----------------------------------

---

75	MESSAGE	PRINT I/O ERROR (LOAD ERR 75)
----	---------	-------------------------------

---

76	MESSAGE	ILLEGAL DLsize (LOAD ERR 76)
----	---------	------------------------------

---

77	MESSAGE	ILLEGAL MAXDATA (LOAD ERR 77)
----	---------	-------------------------------

---

80	MESSAGE	PROGRAM ALREADY ALLOCATED (LOAD ERR 80)
----	---------	---

---

81	MESSAGE	ILLEGAL PROGRAM ALLOCATION (LOAD ERR 81)
----	---------	--

---

82	MESSAGE	PROGRAM NOT ALLOCATED (LOAD ERR 82)
----	---------	-------------------------------------

---

83	MESSAGE	ILLEGAL PROGRAM DEALLOCATION (LOAD ERR 83)
----	---------	--

---

84	MESSAGE	PROCEDURE ALREADY ALLOCATED (LOAD ERR 84)
----	---------	---

---

---

85	MESSAGE	ILLEGAL PROCEDURE ALLOCATION (LOAD ERR 85)
----	---------	--

---

86	MESSAGE	PROCEDURE NOT ALLOCATED (LOAD ERR 86)
----	---------	---------------------------------------

---

87	MESSAGE	ILLEGAL PROCEDURE DEALLOCATION (LOAD ERR 87)
----	---------	--

---

88	MESSAGE	LMAP NOT AVAILABLE (LOAD WARN 88)
----	---------	-----------------------------------

---

89	MESSAGE	PROGRAM LOADED WITH LIB = S (LOAD WARN 89)
----	---------	--

---

90	MESSAGE	PROGRAM LOADED WITH LIB = P (LOAD WARN 90)
----	---------	--

---

91	MESSAGE	PROGRAM LOADED WITH LIB = G (LOAD WARN 91)
----	---------	--

---

92	MESSAGE	ATTEMPTING TO ALLOCATE OR DEALLOCATE PROGRAM FROM NON-SYSTEM DISC (LOAD ERR 92)
----	---------	--

---

93	MESSAGE	UNABLE TO MOUNT PROGRAM FILE'S HOME VOLUME SET (LOAD ERR 93)
----	---------	---

---

94	MESSAGE	UNABLE TO MOUNT SYSTEM SL'S HOME VOLUME SET (LOAD ERR 94)
----	---------	---

---

95	MESSAGE	UNABLE TO MOUNT PRIVATE SL'S HOME VOLUME SET (LOAD ERR 95)
----	---------	--

---

96	MESSAGE	UNABLE TO MOUNT GROUP SL'S HOME VOLUME SET (LOAD ERR 96)
----	---------	--

---

97	MESSAGE	UNABLE TO LOAD REMOTE PROGRAM FILE (LOAD ERR 97)
----	---------	--

---

98	MESSAGE	UNABLE TO CONVERT OLD FORMAT (LOAD ERR 98)
----	---------	--

---

99	MESSAGE	UNABLE TO OBTAIN DST FOR LOGICAL MAP (LOAD ERR 99)
----	---------	--

---

100	MESSAGE	TOO MANY MAPPED SEGMENTS (LOAD ERR 100)
-----	---------	---

---

---

101	MESSAGE	SEGMAP TOO BIG (LOAD ERR 101)
-----	---------	-------------------------------

---

102	MESSAGE	UNABLE TO EXPAND SEGMAP (LOAD ERR 102)
-----	---------	--

---

103	MESSAGE	TOO MANY DYNAMIC LOADS ON PROCEDURE (LOAD ERR 103)
-----	---------	--

---

104	MESSAGE	UNABLE TO OBTAIN DATA SEGMENT. COMMAND IGNORED (LOAD ERR 104)
-----	---------	---

---

105	MESSAGE	UNABLE TO OPEN CONFDATA.PUB.SYS. COMMAND IGNORED (LOAD ERR 105)
-----	---------	---

---

106	MESSAGE	EOF OR I/O ERROR ON CONFDATA.PUB.SYS. COMMAND IGNORED (LOAD ERR 106)
-----	---------	--

---

107	MESSAGE	UNABLE TO CLOSE CONFDATA.PUB.SYS. COMMAND IGNORED (LOAD ERR 107)
-----	---------	--

---

108	MESSAGE	EOF OR I/O ERROR ON SHOWALLOCATE LIST FILE. COMMAND ABORTED (LOAD ERR 108)
-----	---------	--

---

109	MESSAGE	I/O ERROR OCCURED WHILE READIN FILE LABEL. COMMAND ABORTED (LOAD ERR 109)
-----	---------	---

---

619	MESSAGE	FILE NOT FOUND IN LOADER PROCESS FILE LIST FOR THE GIVEN PIN. (LDRERR 619)
-----	---------	--

---

620	MESSAGE	CURRENT FILE IS THE LAST FILE IN LOADER PROCESS FILE LIST FOR THE GIVEN PIN. (LDRERR 620)
-----	---------	---

---

## Loader, Native Mode

---

### (Subsystem 104)

---

1	MESSAGE	CM loader returned with a warning. (LDRWARN 1)
	CAUSE	A warning occurred while loading the CM program.
	ACTION	See text, which should also be displayed, for the specific CM program.
<hr/>		
2	MESSAGE	LIBRARY ! was not used. (LDRWARN 2)
	CAUSE	All external references have been resolved by the time the specified library was reached while searching the binding sequence.
	ACTION	If the program successfully loads and runs, then remove the specified library from the binding sequence.
<hr/>		
3	MESSAGE	LIBRARY ! was not found. (LDRWARN 3)
	CAUSE	The specified library was not found.
	ACTION	Determine why the specified library is missing.
<hr/>		
4	MESSAGE	LIBRARY ! was searched but not referenced. (LDRWARN 4)
	CAUSE	No external procedure references were resolved to the specified library.
	ACTION	If the application runs, the specified library may be able to be eliminated from the binding sequence.
<hr/>		
5	MESSAGE	NL.PUB.SYS was not specified as the last file in the binding sequence. (LDRWARN 5)
	CAUSE	The system library is not the last file in the binding sequence.
	ACTION	Reorder the files in the binding sequence appropriately.

---

---

6	MESSAGE	Invalid MAX PRIV OF ! was specified; default of user mode was used. (LDRWARN 6)
	CAUSE	The maximum privileged level specified is out of the valid range.
	ACTION	Retry with a correct value.

---

7	MESSAGE	An invalid stacksize of ! bytes was specified; ! was used. (LDRWARN 7)
	CAUSE	The value specified for the stack size is invalid.
	ACTION	Retry with a correct value.

---

8	MESSAGE	An invalid heapsize of ! specified; ! used. (LDRWARN 8)
	CAUSE	The value specified for the heap size is invalid.
	ACTION	Retry with a correct value.

---

9	MESSAGE	CM unloader returned with a warning. (LDRWARN 9)
	CAUSE	A warning occurred while unloading the CM program.
	ACTION	See cause and action for the specific CM unload warning which occurred.

---

10	MESSAGE	XLLIST parameter is ignored for CM programs. (LDRWARN 10)
	CAUSE	The 'XL=' parameter was specified and is not applicable to CM programs.
	ACTION	Remove the 'XL=' parameter.

---

11	MESSAGE	XLLIST= and LIB= are mutually exclusive. XLLIST= was used; LIB= was ignored. (LDRWARN 11)
	CAUSE	The 'XL=' parameter and the 'LIB=' parameters were both specified.
	ACTION	Specify only one of the parameters.

---

12	MESSAGE	The configured default stack size of ! bytes is too small; ! used. (LDWARN 12)
	CAUSE	The default stack size in the configuration files is too small.
	ACTION	Use SYSGEN to change the configured default stack size.

---



---

13	MESSAGE	The configured maximum stack size of ! bytes is too small; ! used. (LDRWARN 13)
	CAUSE	The configured maximum stack is too small.
	ACTION	Use SYSGEN to change the configured maximum stack size.

---

14	MESSAGE	The configure maximum heap size if ! bytes is too small; ! used. (LDRWARN 14)
	CAUSE	The configured maximum heap size is too small.
	ACTION	Use SYSGEN to change the configured maximum heap size.

---

17	MESSAGE	Program auxiliary header not found; defaults used. (LDRWARN 17)
	CAUSE	Same as message content.
	ACTION	Check the way the program was built.

---

40	MESSAGE	The system library (NL.PUB.SYS) contains an invalid internal file type identifier. (LDRERR 40)
	CAUSE	The system library is not an executable file.
	ACTION	Try updating your machine or call your Hewlett-Packard Representative.

---

41	MESSAGE	Loader can not load page with gateway access type. (LDRERR 41)
	CAUSE	Invalid access rights (a gateway page) was encountered.
	ACTION	Try updating your machine or call your Hewlett-Packard Representative.

---

42	MESSAGE	Allocation of OSINFO TABLE entry failed. (LDRERR 42)
	CAUSE	An error occurred while creating a system object.
	ACTION	Try rebooting. If unsuccessful, call your Hewlett-Packard Representative.

---

50	MESSAGE	The loader failed to get the group capabilities from the file system. (LDRERR 50)
	CAUSE	Unable to obtain the capabilities for the specified group.
	ACTION	Check the group specified and retry. If unsuccessful, then call your Hewlett-Packard Representative.

---

---

51	MESSAGE	The loader failed to get file info from FLABELINFO. (LDRERR 51)
	CAUSE	An error was returned from the FLABELINFO intrinsic.
	ACTION	See cause and action for the specified file system error.

---

52	MESSAGE	The loader failed to get file information from the file system. (LDERR 52)
	CAUSE	An error occurred obtaining file information about the specified file.
	ACTION	Check the specified file. Recreate if necessary. If unsuccessful, then call your Hewlett-Packard Representative.

---

53	MESSAGE	Invalid file designator specified. (LDRERR 53)
	CAUSE	The format of the specified file name is incorrect.
	ACTION	Retry with the correct file format.

---

54	MESSAGE	There is an invalid option in the file equation. (LDRERR 54)
	CAUSE	An invalid option was found in a file equation for the specified file.
	ACTION	Check the file equation.

---

55	MESSAGE	Missing file equation. (LDRERR 55)
	CAUSE	A file equation for the specified back referenced file was not found.
	ACTION	Check the file name specification or issue an appropriate file equation.

---

56	MESSAGE	HPFOPEN failed. (LDRERR 56)
	CAUSE	An error occurred while opening the specified file.
	ACTION	See the cause and action for the file system error which should also be displayed.

---

---

100	MESSAGE	The system procedure name was not found in NL.PUB.SYS (LDRERR 100)
	CAUSE	Requested system procedure, during dynamic load, was not found.
	ACTION	Check the specification of the procedure name.

---

101	MESSAGE	System SOM containing the given procedure is not loaded. (LDRERR 101)
	CAUSE	Internal error. System SOM, where the specified procedure resides, is not loaded.
	ACTION	Try again. If the problem continues, then call your Hewlett-Packard Representative.

---

102	MESSAGE	The procedure failed to FREEZE the system PLABEL in memory. (LDRERR 102)
	CAUSE	Attempt to FREEZE in memory the XRT associated with the dynamic load of a memory resident procedure failed.
	ACTION	Retry. If problem continues, call your Hewlett-Packard Representative.

---

103	MESSAGE	Dynamic loading unresolved external: ! (LDRERR 103)
	CAUSE	Unresolved external references of the procedure requested to be dynamically loaded exist.
	ACTION	Check the binding sequence of the dynamic load request.

---

104	MESSAGE	The procedure failed to obtain the previous stack frame INFO. (LDRERR 104)
	CAUSE	Unable to obtain information from the previous stack frame.
	ACTION	Retry. If the problem continues, call your Hewlett-Packard Representative.

---

105	MESSAGE	Bad procedure name specified. (LDRERR 105)
	CAUSE	The procedure name parameter specification is invalid.
	ACTION	Check the procedure name specification.

---

---

106	MESSAGE	Bad FIRSTFILE name specified. (LDRERR 106)
	CAUSE	The FIRSTFILE name specified during the dynamic load is invalid.
	ACTION	Check the FIRSTFILE specification.

---

107	MESSAGE	Bad library name specified. (LDRERR 107)
	CAUSE	The filename specification is invalid.
	ACTION	Check the filename specification.

---

109	MESSAGE	No LOADER PROCESS FILE LIST for the given PIN. (LDRERR 109)
	CAUSE	The NATIVE MODE LOADER has no information for the specified PIN. The process may be a COMPATIBILITY MODE process.
	ACTION	Check the specification of the PIN.

---

110	MESSAGE	The FIRSTFILE is not loaded (LDRERR 110)
	CAUSE	The specified file is not loaded by the specified process.
	ACTION	Check the file and process specifications.

---

111	MESSAGE	The SOM containing the specified procedure name is not loaded. (LDRERR 111)
	CAUSE	The SOM associated with the SOM is not loaded.
	ACTION	Check why the SOM was not loaded prior to requesting information about how it is loaded.

---

112	MESSAGE	Unable to find the specified procedure. (LDRERR 112)
	CAUSE	The procedure which was requested to by dynamically loaded was not found in the specified binding sequence.
	ACTION	Check the procedure name specification and/or libraries in the binding sequence.

---

113	MESSAGE	There is no loaded file with the specified SID for the specified PIN. (LDRERR 113)
	CAUSE	The specified file is not loaded by the specified PIN.
	ACTION	Check the file specification and the process specification.

---

---

114	MESSAGE	Unable to obtain the system PLABEL TABLE pointer. (LDRERR 114)
	CAUSE	Internal error. System PLABEL TABLE was not found.
	ACTION	Retry. If problem continues, try rebooting. If this is unsuccessful, call your Hewlett-Packard Representative.

---

115	MESSAGE	Unable to find the given PLABEL in the system PLABEL TABLE. (LDRERR 115)
	CAUSE	Unable to find specified PLABEL in the system PLABEL TABLE.
	ACTION	Check the PLABEL specification. Check to make sure the PLABEL was loaded before it is trying to be released.

---

116	MESSAGE	Unable to obtain the user's capabilities. (LDRERR 116)
	CAUSE	Unable to obtain the capabilities of the user.
	ACTION	Retry. If the problem continues, call your Hewlett-Packard Representative.

---

117	MESSAGE	Unable to create the process PLABEL TABLE. (LDRERR 117)
	CAUSE	Unable to create the PLABEL TABLE for the dynamic load request.
	ACTION	Retry. If the problem continues, call your Hewlett-Packard Representative.

---

118	MESSAGE	Unable to obtain an entry for the process PLABEL TABLE header. (LDRERR 118)
	CAUSE	Unable to create the header entry from the PLABEL TABLE during the dynamic load request.
	ACTION	Retry. If the problem continues, call your Hewlett-Packard Representative.

---

119	MESSAGE	Unable to access a parameter passed to the LOADER intrinsic. (LDRERR 119)
	CAUSE	A bad parameter was specified.
	ACTION	Check the parameters specified.

---

---

120	MESSAGE	This is an invalid NM library file code. (LDRERR 120)
	CAUSE	The specified library has a bad file code.
	ACTION	Rebuild the specified library.

---

121	MESSAGE	Unable to get an entry from the process PLABEL TABLE. (LDRERR 121)
	CAUSE	Unable to obtain entry in the PLABEL TABLE for the dynamic load request.
	ACTION	Retry. If the problem continues, call your Hewlett-Packard Representative.

---

122	MESSAGE	Invalid PLABEL specified. (LDRERR 122)
	CAUSE	The specified PLABEL is invalid.
	ACTION	Check the specified PLABEL.

---

123	MESSAGE	Invalid FIRSTLIBRARY file name specified. (LDRERR 123)
	CAUSE	The filename specified in the FIRSTLIBRARY parameter is invalid.
	ACTION	Check the FIRSTLIBRARY specification.

---

124	MESSAGE	Invalid MYFILE file name specified. (LDRERR 124)
	CAUSE	Internal error. The internally stored filename for the requested file is invalid.
	ACTION	Retry. If the problem persists, call your Hewlett-Packard Representative.

---

125	MESSAGE	Invalid MYPROGRAM file name specified. (LDRERR 125)
	CAUSE	Internal error. The internally maintained filename for the requested file is invalid.
	ACTION	Retry. If the problem continues, call your Hewlett-Packard Representative.

---

---

128	MESSAGE	The file name cannot be represented using the desired syntax. (LDRERR 128)
	CAUSE	MPE syntax is not appropriate to represent an HFS file. Not all MPE files (for example \$OLDPASS) can be represented by an HFS pathname.
	ACTION	Use the appropriate syntax to retrieve the name.

---

200	MESSAGE	Parameter check error - mismatched data type in argument number !. Procedure = !, Files = !. (LDRERR 200)
	CAUSE	The referenced procedure was bound, however
	ACTION	Check formal and actual parameters for the specified procedure.

---

201	MESSAGE	Parameter check error - mismatched mode in argument number !. Procedure = !, Files = !. (LDRERR 201)
	CAUSE	The referenced procedure was found; however, a difference in the mode of a parameter (i.e., value or reference) was detected.
	ACTION	Check the external declaration of the procedure.

---

202	MESSAGE	Parameter check error - mismatched structure in argument number !. Procedure = !, Files = !. (LDRERR 202)
	CAUSE	The referenced procedure was found; however, a difference in the structure (i.e, array or pointer) was detected.
	ACTION	Check the actual and formal parameters as well as the external declaration of the procedure.

---

203	MESSAGE	Parameter check error - mismatched packing in argument number !. Procedure = !, Files = !. (LDRERR 203)
	CAUSE	The referenced procedure was found; however, a difference in the packing between the formal and actual parameters was detected.
	ACTION	Check the formal and actual parameters.

---

204	MESSAGE	Parameter check error - mismatched alignment in argument number !. Procedure = !, Files = !. (LDRERR 204)
	CAUSE	The referenced procedure was found; however, a difference in the alignment between a formal and actual parameter was detected.
	ACTION	Check the formal and actual parameters.

---

---

205	MESSAGE	Parameter check error - mismatched argument count. Procedure = !, Files = !. (LDRERR 205)
	CAUSE	The referenced procedure was found; however, a difference in the number of parameters between the formal and actual parameters was detected.
	ACTION	Check the formal and actual parameters.

---

206	MESSAGE	Symbol backward linkage was detected in program/library. (LDRERR 206)
	CAUSE	A corrupted program/library was found. A backward link in the symbol unit was detected.
	ACTION	Try rebuilding the program/library file. If unsuccessful, call your Hewlett-Packard Representative.

---

207	MESSAGE	Unable to find locality; specified address is not contained in the SOM. (LDRERR 207)
	CAUSE	Unable to find a locality which contains the specified address in the specified SOM.
	ACTION	Check the specification of the SOM and the address.

---

208	MESSAGE	Nonexisting SOM specified. (LDRERR 208)
	CAUSE	The specified SOM was not found in the specified program/library.
	ACTION	Check the specification of the SOM and program/library file.

---

209	MESSAGE	Unable to find the locality; the specified address is not in the SOM directory. (LDRERR 209)
	CAUSE	Unable to find SOM which contains the specified address.
	ACTION	Check the specified program/library and the specified address.

---

210	MESSAGE	Symbol name ! is too long. (LDRERR 210)
	CAUSE	The specified symbol name is too long.
	ACTION	Reduce the length of the symbol name.

---



---

211	MESSAGE	The symbol type of the program entry point is invalid. (LDRERR 211)
	CAUSE	A symbol matching the entry point specified was found but was not a valid entry point type.
	ACTION	Check the entry point name specified.

---

212	MESSAGE	Access rights are inconsistent with the usage of the subspace. (LDRERR 212)
	CAUSE	The subspace type is inconsistent with its usage.
	ACTION	Try rebuilding the subspace and/or the program/library file.

---

213	MESSAGE	Invalid symbol type encountered. (LDRERR 213)
	CAUSE	An invalid symbol type was encountered.
	ACTION	Rebuild the corresponding program/library file. Also, check the declaration of the symbol.

---

214	MESSAGE	The program file is not executable. (LDRERR 214)
	CAUSE	The program file specified is not an executable file.
	ACTION	Check the specification of the program file. Rebuild the program file if necessary.

---

215	MESSAGE	There is no MPE/iX auxiliary header for the program file. (LDRERR 215)
	CAUSE	There is no MPE/iX auxiliary header in the program file.
	ACTION	Check the specification of the program file. Rebuild the program file if necessary.

---

216	MESSAGE	Invalid file pointer specified. (LDRERR 216)
	CAUSE	Invalid file pointer was specified.
	ACTION	Check the specification of the file pointer.

---

217	MESSAGE	The specified file does not contain a valid identifier for the internal file format. (LDRERR 217)
	CAUSE	The internal identification stamp of the file is invalid.
	ACTION	Rebuild the program/library file.

---

---

218	MESSAGE	No entry point was found for the program specified. (LDRERR 218)
	CAUSE	Can not find an entry point for the specified program file.
	ACTION	Rebuild the program file.

---

300	MESSAGE	Failed to create the object for LOADER globals. (LDRERR 300)
	CAUSE	Failed to create the system object for the LOADER globals.
	ACTION	Try rebooting the system. If this is unsuccessful, call your Hewlett-Packard Representative.

---

301	MESSAGE	Failed to create the system PLABEL TABLE. (LDRERR 301)
	CAUSE	Unable to create the system PROCEDURE LABEL TABLE.
	ACTION	Reboot. If this is unsuccessful, call your Hewlett-Packard Representative.

---

302	MESSAGE	Failed to obtain an entry for the system PLABEL TABLE HEADER. (LDRERR 303)
	CAUSE	Unable to allocate the header entry in the system PLABEL TABLE.
	ACTION	Reboot. If this is unsuccessful, call your Hewlett-Packard Representative.

---

303	MESSAGE	Failed to INIT the semaphore lock for the system PLABEL TABLE. (LDRERR 303)
	CAUSE	Failed to initialize the semaphore for the system PROCEDURE LABEL TABLE.
	ACTION	Reboot. If this is unsuccessful, call your Hewlett-Packard Representative.

---

304	MESSAGE	The system XRT entry is off boundary. (LDRERR 304)
	CAUSE	The specified address of the system XRT entry is out of bounds.
	ACTION	Check the address specified.

---

---

305      MESSAGE      PLABEL unloaded! Unable to release entry from system  
                         PLABEL TABLE.  
         CAUSE      An attempt to release an entry from the system PLABEL  
                         TABLE failed.  
         ACTION     Call your Hewlett-Packard Representative.

---

350      MESSAGE      Failed to allocate an entry from the loaded file table.  
                         (LDRERR 350)  
         CAUSE      Unable to allocate an entry in the loaded file table.  
         ACTION     Retry. If this is unsuccessful, call your Hewlett-Packard  
                         Representative.

---

351      MESSAGE      Failed to INIT the semaphore lock for the loading file.  
                         (LDRERR 351)  
         CAUSE      Failed to initialize the semaphore for the file entry in the loaded  
                         file table.  
         ACTION     Retry. If this is unsuccessful, call your Hewlett-Packard  
                         Representative.

---

352      MESSAGE      The max number of SOMS in NL.PUB.SYS is inconsistent with  
                         that of the PME descriptor. (LDRERR 352)  
         CAUSE      The number of SOMs in the boot image does not match the  
                         number of SOMs in the system library.  
         ACTION     Update. If this is unsuccessful, call your Hewlett-Packard  
                         Representative.

---

353      MESSAGE      FLABELINFO failed to find NL.PUB.SYS. (LDRERR 353)  
         CAUSE      The system library was not found.  
         ACTION     Update. If this is unsuccessful, call your Hewlett-Packard  
                         Representative.

---

355      MESSAGE      NL.PUB has an invalid file code. (LDRERR 355)  
         CAUSE      The file code of the system library is invalid.  
         ACTION     Update. If this is unsuccessful, call your Hewlett-Packard  
                         Representative.

---

---

356	MESSAGE	Failed to allocate an entry for NL.PUB.SYS from the loaded file table. (LDRERR 356)
	CAUSE	Unable to allocate an entry in the loaded file table for the system library.
	ACTION	Reboot. If this is unsuccessful, call your Hewlett-Packard Representative.

---

357	MESSAGE	Failed to INIT the semaphore lock for NL.PUB.SYS. (LDRERR 357)
	CAUSE	Failed to initialize the semaphore for the system libraries loaded file table entry.
	ACTION	Reboot. If this is unsuccessful, call your Hewlett-Packard Representative.

---

358	MESSAGE	Failed to retrieve an existing entry from the loaded file table. (LDRERR 358)
	CAUSE	Failed to retrieve existing entry from the loaded file table.
	ACTION	Try running the program again. If this is unsuccessful, call your Hewlett-Packard Representative.

---

359	MESSAGE	Failed to create the object for the loaded file table. (LDRERR 359)
	CAUSE	Unable to create the object for the loaded file table.
	ACTION	Reboot. If this is unsuccessful, call your Hewlett-Packard Representative.

---

360	MESSAGE	Failed to create the table for loaded file table. (LDRERR 360)
	CAUSE	Unable to create the table for the loaded file table.
	ACTION	Reboot. If this is unsuccessful, call your Hewlett-Packard Representative.

---

400	MESSAGE	No more process XRT entries available. (LDRERR 400)
	CAUSE	The process XRT is full.
	ACTION	Call your Hewlett-Packard Representative.

---

---

401	MESSAGE	No more system XRT entries available. (LDRERR 401)
	CAUSE	The system XRT is full.
	ACTION	Call your Hewlett-Packard Representative.

---

402	MESSAGE	No external call exists for the given EXEC and XLEAST levels. (LDRERR 402)
	CAUSE	The combination of call and execute privilege levels specified is not supported.
	ACTION	Change the call and execute levels to a supported combination.

---

403	MESSAGE	Failed to create an object for the process XRT TABLE. (LDRERR 403)
	CAUSE	Unable to create the XRT for the new process.
	ACTION	Retry. If this is unsuccessful, call your Hewlett-Packard Representative.

---

404	MESSAGE	EXEC level of the code exceeds the maximum privilege level allowed in the file. (LDRERR 404)
	CAUSE	The execution privilege level of the code is greater than what is allowed in the file.
	ACTION	Change the execution level of the code to a valid value.

---

405	MESSAGE	PM capability is required for memory resident linking in loader. (LDRERR 405)
	CAUSE	PM capability is required to load memory resident code.
	ACTION	Evaluate the code needs to be memory resident or not. If so, assign PM capability to the program and the group where the program resides.

---

406	MESSAGE	No SOM auxiliary header exists for the given SOM. (LDRERR 406)
	CAUSE	An auxiliary header was not found for the specified SOM.
	ACTION	Rebuild the program or library file.

---

---

407	MESSAGE	Failed to FREEZE XRT entries in memory. (LDRERR 407)
	CAUSE	Failed to FREEZE XRT entries corresponding to a memory resident procedure.
	ACTION	Retry. If this is unsuccessful, call your Hewlett-Packard Representative.

---

408	MESSAGE	Failed to FREEZE LP in memory. (LDRERR 408)
	CAUSE	Failed to FREEZE the LINKAGE POINTER (LP) corresponding to a memory resident procedure.
	ACTION	Retry. If this is unsuccessful, call your Hewlett-Packard Representative.

---

409	MESSAGE	The exported symbol's symbol type is incorrect. (LDRERR 409)
	CAUSE	An incorrect type of exported symbol was encountered.
	ACTION	Rebuild the program or library file.

---

410	MESSAGE	The import symbol's symbol type is incorrect. (LDRERR 410)
	CAUSE	An incorrect type of imported symbol was encountered.
	ACTION	Rebuild the program or library file.

---

411	MESSAGE	The XRT offset in the symbol INFO is incorrect. (LDRERR 411)
	CAUSE	Invalid XRT offset encountered in a symbol entry.
	ACTION	Rebuild the program or library file.

---

450	MESSAGE	Failed to create an object to store the SOM's LP. (LDRERR 450)
	CAUSE	Unable to create a process global data object.
	ACTION	Retry. If unsuccessful, call your Hewlett-Packard Representative.

---

451	MESSAGE	Invalid LOADER fixup reference type encountered. (LDRERR 451)
	CAUSE	Invalid type of loader fixup request was encountered.
	ACTION	Rebuild the program library file.

---

---

452	MESSAGE	Invalid LOADER fixup space type encountered. (LDRERR 452)
	CAUSE	Invalid loader fixup request encountered in the file.”
	ACTION	Rebuild the program or library file.

---

453	MESSAGE	Invalid LOADER fixup record encountered. (LDRERR 453)
	CAUSE	Address of loader fixup request is invalid.
	ACTION	Rebuild the program or library file.

---

454	MESSAGE	Loader can not load page with gateway access type. (LDRERR 454)
	CAUSE	A page with gateway access type was encountered.
	ACTION	Rebuild the program or library file without the page with gateway access type.

---

457	MESSAGE	Failed to FREEZE code in memory. (LDRERR 457)
	CAUSE	Failed to FREEZE memory resident code in memory.
	ACTION	Retry. If this is unsuccessful, call your Hewlett-Packard Representative.

---

458	MESSAGE	PM capability is required to FREEZE code in memory. (LDRERR 458)
	CAUSE	The program or group data does not have PM capability which is required to load memory resident code.
	ACTION	Obtain the correct capabilities to run the program.

---

459	MESSAGE	Failed to CREATE an object for global data. (LDRERR 459)
	CAUSE	Failed to CREATE an object for the precise global data.
	ACTION	Retry. If this is unsuccessful, call your Hewlett-Packard Representative.

---

460	MESSAGE	LOADER does not load READ ONLY data. (LDRERR 460)
	CAUSE	Invalid access rights of READ ONLY data encountered when loading process global data.
	ACTION	Rebuild the program or library file with the correct access rights.

---

---

461	MESSAGE	A data alignment error occurred. (LDRERR 461)
	CAUSE	The data is not aligned at the page boundary.
	ACTION	Retry. If this is unsuccessful, call your Hewlett-Packard Representative.

---

462	MESSAGE	Failed to FREEZE data in memory. (LDRERR 462)
	CAUSE	Failed to FREEZE memory resident process global data into memory.
	ACTION	Retry. If this is unsuccessful, call your Hewlett-Packard Representative.

---

463	MESSAGE	PM capability is required to FREEZE data in memory. (LDRERR 463)
	CAUSE	PRIVILEGE MODE capability is required to load memory resident data.
	ACTION	Obtain the proper capabilities.

---

464	MESSAGE	Failed to alter access rights for data. (LDRERR 464)
	CAUSE	Failed to load process global data for a single SOM with multiple access rights.
	ACTION	Retry. If this is unsuccessful, call your Hewlett-Packard Representative.

---

465	MESSAGE	PREFETCH failed on source data. (LDRERR 465)
	CAUSE	Failed to PREFETCH the source address into memory.
	ACTION	Retry. If this is unsuccessful, call your Hewlett-Packard Representative.

---

466	MESSAGE	PREFETCH failed on destination data. (LDRERR 466)
	CAUSE	Failed to PREFETCH the destination address into memory.
	ACTION	Retry. If this is unsuccessful, call your Hewlett-Packard Representative.

---

467	MESSAGE	Failed to load library !. (LDRERR 467)
	CAUSE	Failed to load the specified NATIVE MODE library.
	ACTION	Run the program from the CI to obtain a more detailed message as to the cause of the library not being loaded.

---



---

468	MESSAGE	EXEC level of entry point exceeds the maximum privilege level of the program. (LDRERR 468)
	CAUSE	The program requires more capability than it is allowed.
	ACTION	Relink the program with the proper capabilities.

---

469	MESSAGE	Failed to load program !. (LDRERR 469)
	CAUSE	Failed to load the specified program.
	ACTION	Run the program from the CI to obtain a more detailed message.

---

470	MESSAGE	A call to VSM LOAD CODE file returned an error. (LDRERR 470)
	CAUSE	Failed to set up the appropriate code access rights for the file.
	ACTION	Retry. If this is unsuccessful, call your Hewlett-Packard Representative.

---

471	MESSAGE	Failed to CREATE a system domain. (LDRERR 471)
	CAUSE	Failed to CREATE a domain when trying to load a system SOM.
	ACTION	Retry. If this is unsuccessful, call your Hewlett-Packard Representative.

---

472	MESSAGE	The number of XRT stated in the SOM AUX header is inconsistent with the number of imports in the SOM. (LDRERR 472)
	CAUSE	Inconsistency between the number of XRTs specified in the SOM and the number of procedures referenced.
	ACTION	Rebuild the program or library file and retry.

---

500	MESSAGE	CM LOADER failed. (LDRERR 500)
	CAUSE	An error occurred while loading the COMPATIBILITY MODE program.
	ACTION	Run the program from the CI for a more detailed message.

---

501	MESSAGE	The program name is too long. (LDRERR 501)
	CAUSE	The program name specified is too long.
	ACTION	Correct the program name.

---

---

502	MESSAGE	The entry name is too long. (LDRERR 502)
	CAUSE	The name of the entry point specified is too long.
	ACTION	Retry with a valid entry point name.

---

503	MESSAGE	Bad condition code was returned from CM LOADER. (LDRERR 503)
	CAUSE	An invalid status was returned from the COMPATIBILITY MODE loader.
	ACTION	Retry. If this is unsuccessful, call your Hewlett-Packard Representative.

---

504	MESSAGE	A subsystem library binding error occurred (XL.PUB.SYS not followed by NL.PUB.SYS). (LDERR 504)
	CAUSE	XL.PUB.SYS is not followed by NL.PUB.SYS in the specified library list.
	ACTION	Retry with a valid library list specification.

---

505	MESSAGE	Program requires more capabilities than group is allowed. (LDRERR 505)
	CAUSE	The group where the program resides has insufficient capabilities.
	ACTION	Obtain the correct capabilities.

---

506	MESSAGE	XLLIST parm exceeds maximum length of 512 characters. (LDRERR 506)
	CAUSE	The length of the library list specification is too long.
	ACTION	Retry with a valid library list specification.

---

507	MESSAGE	Invalid LIB parameter specified. (LDRERR 507)
	CAUSE	The value specified in the LIB parameter is invalid.
	ACTION	Correct the LIB specification.

---

508	MESSAGE	A system library binding error occurred (NL.PUB.SYS must be the last library in XLLIST). (LDERR 508)
	CAUSE	The library NL.PUB.SYS is not the last library in the library list.
	ACTION	Correct the library specification.

---

---

509	MESSAGE	ALLOCATE program is not supported for NM programs. (LDRERR 509)
	CAUSE	The ALLOCATE program is not valid for native mode programs.
	ACTION	Do not retry.

---

510	MESSAGE	File contains an invalid file code for a program. (LDRERR 510)
	CAUSE	An invalid file code is associated with the file specified as the program.
	ACTION	Rebuild the program file.

---

511	MESSAGE	NM library name is too long. (LDRERR 511)
	CAUSE	A library name that is too long was encountered in the library specification.
	ACTION	Correct the library specification.

---

512	MESSAGE	Unresolved externals: ! (LDRERR 512)
	CAUSE	Unresolved external symbols were encountered while attempting to load the program and/or libraries.
	ACTION	See the following error message which will explain whether the unresolved externals are code or data symbols. Alter the binding sequence to contain the specified unresolved code (procedure) or data symbols.

---

513	MESSAGE	System SOM is not allowed to bind to non-system SOM. (LDRERR 513)
	CAUSE	External references of system SOMs must resolve to a system SOM.
	ACTION	Retry. If this is unsuccessful, call your Hewlett-Packard Representative.

---

514	MESSAGE	An empty file error occurred. (LDRERR 514)
	CAUSE	The program or library file specified has an EOF of zero.
	ACTION	Rebuild the program or library file.

---

---

515	MESSAGE	Program does not contain interactive (IA) capability. (LDRERR 515)
	CAUSE	The program does not contain IA capability and is being attempted to be executed interactively.
	ACTION	Request the system manager to grant you IA capability and then rerun the program.

---

516	MESSAGE	Program does not contain batch (BA) capability. (LDRERR 516)
	CAUSE	The program does not have enough capability to execute in a job.
	ACTION	Obtain the proper capability or only run the program interactively.

---

517	MESSAGE	Program file was not found. (LDRERR 517)
	CAUSE	The program specified was not found.
	ACTION	Retry with a valid program file.

---

518	MESSAGE	Unable to obtain user access rights to the program file from the file system.
	CAUSE	Unable to obtain access rights for the specified program file.
	ACTION	Check the files specified.

---

520	MESSAGE	"LIB=" is an invalid option for HFS programs. (FDERR 520)
	CAUSE	"LIB=" is an invalid option for HFS programs.
	ACTION	Do not specify the option.

---

521	MESSAGE	CM programs cannot be loaded from HFS. (LDERR 521)
	CAUSE	CM programs are not supported in HFS.
	ACTION	Move the CM program to an MPE group.

---

522	MESSAGE	Failed to locate the exported code symbol(s) for the imported code symbol(s) listed above. (LDRERR 522)
	CAUSE	Unresolved code symbols were encountered while attempting to load the program and/or libraries.
	ACTION	Alter the binding sequence to contain the specified unresolved code symbols (procedures).

---

---

600	MESSAGE	There is a duplicate file in the library list. (LDRERR 600)
	CAUSE	The same file appeared twice in the binding sequence for the process.
	ACTION	Correct the binding sequence and retry.

---

601	MESSAGE	Failed to get an entry from the PROCESS FILE LIST. (LDRERR 601)
	CAUSE	Unable to allocate an entry in the process file list.
	ACTION	Retry. If this is unsuccessful, call your Hewlett-Packard Representative.

---

602	MESSAGE	File = ! The file being loaded is less privileged than the previous file in the binding sequence. (LDRERR 602)
	CAUSE	The file specified has less capability than the preceding file in the binding sequence.
	ACTION	Obtain the correct capability for the specified file.

---

603	MESSAGE	Failed to CREATE the PROCESS FILE LIST TABLE. (LDRERR 603)
	CAUSE	Failed to CREATE the process file list.
	ACTION	Retry. If this is unsuccessful, call your Hewlett-Packard Representative.

---

604	MESSAGE	LOADER internal error; invalid LOADER reference count. (LDRERR 604)
	CAUSE	Internal error. Attempt to decrement the reference count when it is already zero.
	ACTION	Call your Hewlett-Packard Representative.

---

605	MESSAGE	LOADER internal error; invalid file reference count. (LDRERR 605)
	CAUSE	Internal error. Attempt to decrement the count for the number of SOMs loaded in a file when the count is already zero.
	ACTION	Call your Hewlett-Packard Representative.

---

---

607	MESSAGE	LOADER internal error; tried to CLOSE an in use file. (LDRERR 607)
	CAUSE	Internal error. Attempted to CLOSE a file which is still in use.
	ACTION	Call your Hewlett-Packard Representative.

---

608	MESSAGE	Failed to RELEASE a process file extension record. (LDRERR 608)
	CAUSE	An error occurred while releasing a process file list extension record.
	ACTION	Retry. If this is unsuccessful, call your Hewlett-Packard Representative.

---

609	MESSAGE	Failed to LOCK a loaded file entry. (LDRERR 609)
	CAUSE	Unable to LOCK the loaded file table entry for the file being closed.
	ACTION	Call your Hewlett-Packard Representative.

---

610	MESSAGE	Failed to delete a loaded file entry. (LDRERR 610)
	CAUSE	An error occurred while releasing a loaded file table entry.
	ACTION	Call your Hewlett-Packard Representative.

---

611	MESSAGE	The specified SOM is being used by LOADER. (LDRERR 611)
	CAUSE	Unable to lock the SOM for the linker because it is in use by the loader.
	ACTION	Retry later.

---

612	MESSAGE	The specified file is not in LOADER's LOADED FILE TABLE. (LDRERR 612)
	CAUSE	The file requested by the linker to unlock a SOM is not loaded.
	ACTION	Retry. If this is unsuccessful, call your Hewlett-Packard Representative.

---

613	MESSAGE	The file was not mapped to offset 0 (user labels not allowed in programs). (LDRERR 613)
	CAUSE	User labels were found in the program file.
	ACTION	Rebuild the file.

---

---

614	MESSAGE	The max SOM limit in the file exceeds the maximum of 5000 allowed by LOADER. (LDRERR 614)
	CAUSE	The library file specified has too large of the maximum number of SOMs.
	ACTION	Rebuild the file with fewer SOMs.

---

616	MESSAGE	Failed to get an entry for a process file extension record. (LDRERR 616)
	CAUSE	Failed to allocate an entry for the process file list extension.
	ACTION	Retry. If this is unsuccessful, call your Hewlett-Packard Representative.

---

617	MESSAGE	LOADER internal error; past end of binding sequence. (LDRERR 617)
	CAUSE	Internal error. Attempt to read past the end of the process file list.
	ACTION	Retry. If this is unsuccessful, call your Hewlett-Packard Representative.

---

618	MESSAGE	Failed to release the PROCESS FILE LIST TABLE. (LDRERR 618)
	CAUSE	An error occurred while releasing the PROCESS FILE LIST TABLE.
	ACTION	Retry. If this is unsuccessful, call your Hewlett-Packard Representative.

---

650	MESSAGE	NM UNLOADER failed. (LDRERR 650)
	CAUSE	An error occurred while unloading the process.
	ACTION	Retry. If this is unsuccessful, call your Hewlett-Packard Representative.

---

651	MESSAGE	CM UNLOADER returned an error. (LDRERR 651)
	CAUSE	An error occurred while unloading the COMPATIBILITY MODE process.
	ACTION	Retry. If this is unsuccessful, call your Hewlett-Packard Representative.

---

---

670	MESSAGE	Failed to get an entry from the UNSAT TABLE. (LDRERR 670)
	CAUSE	An error occurred while attempting to allocate an entry in the unsatisfied table.
	ACTION	Retry. If this is unsuccessful, call your Hewlett-Packard Representative.

---

671	MESSAGE	Invalid import symbol type encountered. (LDRERR 671)
	CAUSE	The type of the import entry is invalid.
	ACTION	Rebuild the program or library file.

---

672	MESSAGE	Invalid import symbol scope encountered. (LDRERR 672)
	CAUSE	The scope of the import symbol is invalid.
	ACTION	Rebuild the program or library file.

---

673	MESSAGE	Unable to find the UNSAT procedure. (LDRERR 673)
	CAUSE	The procedure specified with the UNSAT parm can not be found.
	ACTION	Check to make sure the procedure specified is valid.

---

674	MESSAGE	Unresolved dynamic loading procedure. (LDRERR 674)
	CAUSE	The procedure requested to be dynamically loaded is unresolved and can not be bound to the UNSAT procedure.
	ACTION	Check to make sure the procedure which was requested to be dynamically loaded is valid.

---

675	MESSAGE	Bind to UNSAT procedure failed. (LDRERR 675)
	CAUSE	After attempting to bind all unresolved externals to the UNSAT procedure, unsatisfied externals were still found.
	ACTION	Make sure the UNSAT procedure is valid.

---

676	MESSAGE	Failed to create the UNSAT TABLE. (LDRERR 676)
	CAUSE	An error occurred while creating the UNSATISFIED EXTERNALS TABLE.
	ACTION	Retry. If this unsuccessful, call your Hewlett-Packard Representative.

---



---

700	MESSAGE	Unresolvable conflicts in data symbol attributes (eg., size, access rights, memory residency, etc.) between duplicate data symbols for the name(s) listed above. (LDRERR 700)
	CAUSE	When considering a choice between duplicates, the LOADER selects the data export with the most stringent attributes, i.e., the largest size, the most restricted access rights, and the memory resident precedence. As an example, considered the case in which one of the duplicates is the larger and the other is memory resident. This situation leads to an unresolvable conflict.
	ACTION	Examine the data symbols listed for conflicting attributes.

---

701	MESSAGE	Symbol = ! File = ! First SOM = ! File = ! Second SOM = !  A data symbol cannot be exported by both a thread private SOM as well as a task global SOM. (LDRERR 701)
	CAUSE	The program and its libraries have a mixture of task global and thread private SOMS. A duplicate data export has been found in a thread private SOM and also in task global SOM. This condition is not resolvable by the LOADER.
	ACTION	Examine the SOMs listed and determine if both SOMs should be task global or thread private. SOMs can be examined by using the LINKEDIT command. Use the HP Link Editor Help facility to obtain help for the LINKEDIT command.

---

702	MESSAGE	Symbol = ! File = ! Export SOM = ! File = ! Import SOM = !  Task global SOMs cannot import data symbols from thread private SOMs. (LDRERR 702)
	CAUSE	The program and its libraries have a mixture of task global and thread private SOMS. A task global SOM is requesting to shared a data item with a thread private SOM which is not allowed.
	ACTION	Examine the SOMs listed and determine if both SOMs should be task global or thread private. SOMs can be examined by using the LINKEDIT command. Use the HP Link Editor Help facility to obtain help for the LINKEDIT command.

---

---

703        MESSAGE        Symbol = !  
                          File = !  
                          Export SOM = !  
                          File = !  
                          Import SOM = !

Based on parmcheck rules the export data symbol fails to satisfy the import data symbol. (LDRERR 703)

CAUSE        The referenced data symbol was found; however, a difference in type, mode, structure (i.e., array or pointer), packing, or alignment was detected.

ACTION        The message gives the files and the SOMs in which the data symbol exists. Examine the declaration for the data symbol as specified in each SOM by using the LINKEDIT command. Use the HP Link Editor Help facility to obtain help for the LINKEDIT command.

---

704        MESSAGE        Symbol = !  
                          File = !  
                          Export SOM = !  
                          File = !  
                          Import SOM = !

Based on residence rules the export data symbol fails to satisfy the import data symbol. (LDRERR 704)

CAUSE        The import SOM is requesting a memory resident data symbol but the data symbol in the exporting SOM is not memory resident.

ACTION        The message gives the files and the SOMs in which the data symbol exists. Examine the residence specification for the data symbol as specified in each SOM.

---

---

705	MESSAGE	Symbol = ! File = ! Export SOM = ! File = ! Import SOM = !
		Based on rules for access rights the export data symbol fails to satisfy the import data symbol. (LDRERR 705)
	CAUSE	The import SOM is requesting an access rights level for a data symbol which exceeds the access rights level of the data symbol in the export SOM.
	ACTION	The message gives the files and the SOMs in which the data symbol exists. Examine the access rights specification for the data symbol as specified in each SOM by using the LINKEDIT command. Use the HP Link Editor Help facility to obtain help for the LINKEDIT command.

---

706	MESSAGE	Failed to locate data exports for the data imports listed above. (LDRERR 706)
	CAUSE	Unresolved data symbols were encountered while attempting to load the program and/or libraries.
	ACTION	Alter the binding sequence to contain the specified unresolved data symbols.

---

707	MESSAGE	Symbol = ! File = ! Export SOM = !
		Failed to allocate a global data area for the SOM containing the desired data symbol. (LDRERR 707)
	CAUSE	Unable to allocate a global data area for the SOM listed in the error message.
	ACTION	Retry. If unsuccessful, record the symbol name, the file name, and the SOM listed in the error message and call your Hewlett-Packard Representative.

---

708	MESSAGE	Failed to allocate the header for the Process Data Dictionary in the Process File List. (LDRERR 708)
	CAUSE	Unable to allocate the header for the Process Data Dictionary.
	ACTION	Retry. If unsuccessful, call your Hewlett-Packard Representative.

---

---

709	MESSAGE	Failed to create the Process Data Dictionary. (LDRERR 709)
	CAUSE	Unable to create the Process Data Dictionary.
	ACTION	Retry. If unsuccessful, call your Hewlett-Packard Representative.

---

710	MESSAGE	Failed to place the Process Data Dictionary under the Symbol Table Management. (LDRERR 710)
	CAUSE	Unable to put the Process Data Dictionary under Symbol Table Manager control.
	ACTION	Retry. If unsuccessful, call your Hewlett-Packard Representative.

---

711	MESSAGE	Symbol = ! File = ! SOM = !  The export data symbol has an invalid global data address. (LDRERR 711)
	CAUSE	A corrupted program/library file was found. An illegal global address was given to the data symbol.
	ACTION	Try rebuilding the program/library file. If unsuccessful, record the symbol name, the file name, and the SOM listed in the error message and call your Hewlett-Packard Representative.

---

712	MESSAGE	Symbol = ! Existent file = ! Export SOM = ! New file = ! SOM = !  Duplicate data symbols cannot be replaced across different load points. (LDRERR 712)
	CAUSE	A data symbol was found while dynamically loading a library which requires a replacement of a previously bound duplicate. The LOADER cannot replace an already bound data symbol. The data symbol attributes from the SOM in the new file exceeds the data symbol attributes of the current data symbol.
	ACTION	The message gives the file and the SOM in which the current data symbol exists. Compare the data symbol declarations in both SOMs. The data symbol from the export SOM in the existent file must be the most stringent in all attributes (i.e., largest size, memory residence, and most restricted access rights).

---

---

713	MESSAGE	<p>Symbol = !  File = !  Export SOM = !  File = !  New SOM = !</p> <p>A duplicate data symbol has been found but is not allowed.  (LDRERR 713)</p>
	CAUSE	The duplicate data symbol option hasn't been specified.
	ACTION	Check the LINKEDIT command for the proper handling of duplicate export data symbols. Use the HP Link Editor Help facility to obtain help for the LINKEDIT command.

---

714	MESSAGE	The number of dummy data symbols in the Process Data Dictionary are invalid. (LDRERR 714)
	CAUSE	An error occurred in counting the occurrences of unresolvable conflicts between duplicate data exports in regard to their attributes (i.e., size, access rights, memory residency, etc.).
	ACTION	Retry. If unsuccessful, call your Hewlett-Packard Representative.

---

715	MESSAGE	Failed to obtain a new entry for a data symbol through the Symbol Table Management. (LDRERR 715)
	CAUSE	Failure by the Symbol Table Manager to create a new entry.
	ACTION	Retry. If unsuccessful, call your Hewlett-Packard Representative.

---

716	MESSAGE	Failed to retrieve a data symbol from the Process Data Dictionary. (LDRERR 716)
	CAUSE	Failure by the Symbol Table Manager to retrieve an existent entry.
	ACTION	Retry. If unsuccessful, call your Hewlett-Packard Representative.

---

717	MESSAGE	Failed to delete a data symbol from the Process Data Dictionary. (LDRERR 717)
	CAUSE	Failure by the Symbol Table Manager to delete an entry.
	ACTION	Retry. If unsuccessful, call your Hewlett-Packard Representative.

---

---

718	MESSAGE	No Loader Process File List entry for the given PIN. (LDRERR 718)
	CAUSE	The native mode LOADER has no information for the specified PIN. The process may be a compatibility mode process. This situation was encountered because of a request to retrieve a data symbol location.
	ACTION	Check the specification of the PIN.

---

719	MESSAGE	File = ! SOM = !  The SOM is not a Shared Global SOM. (LDRERR 719)
	CAUSE	The native mode LOADER has detected a SOM that is marked as non-shared but was previously treated as Shared Global type. This is probably an internal LOADER bug.
	ACTION	Examine the SOM listed and determine if it should be of Shared Global Data type. SOMs can be examined by using the LINKEDIT command. Use the HP Link Editor Help facility to obtain help for the LINKEDIT command.

---

720	MESSAGE	Attempting to bind a function pointer imported by a data symbol causes unresolved code symbol(s) during a dynamic load of a data symbol. (LDRERR 720)
	CAUSE	Your request for a particular shared data symbol by using HPGETPROCPLABEL has resulted in the binding of function pointer declared as an imported data symbol. After attempting to bind all unresolved code symbols, unsatisfied externals were still found.
	ACTION	Check to make sure that all function pointers which are requested in the dynamic load are valid and will not lead to requests for code symbols which are not in the current process.

---

800	MESSAGE	Data symbol = !  Failed to locate the data symbol in the Process Data Dictionary. (LDRERR 800)
	CAUSE	The data symbol requested is not in the current process.
	ACTION	Check the symbol to determine if the correct symbol was requested. If not correct, then request with the correct symbol. Check to see if the CASESENSITIVE parameter of the HPGETPROCPLABEL intrinsic is correctly set.

---

---

801	MESSAGE	<p>File = !</p> <p>The file being loaded does not have a valid privilege value. (LDRERR 801)</p>
	CAUSE	The file has been built with the incorrect capabilities because they have resulted in privilege level that fails the Loader privilege check.
	ACTION	Obtain the correct capability for the specified file.

---

802	MESSAGE	<p>A new binding sequence requires symbol resolution through the program but there is no native mode program file entry in the Process File List. (LDRERR 802)</p>
	CAUSE	HPGETPROCPLABEL intrinsic was called with the POSITION parameter set to PROG, but there is no native program at the beginning of the static binding sequence.
	ACTION	The POSITION parameter is used only for binding sequence which connects to the native mode program or the subsystem library. Check to see if the program is a CM program. If it is, you cannot use the POSITION parameter to connect the new binding sequence to the program.

---

803	MESSAGE	<p>Procedure name = !</p> <p>Search File = !</p> <p>A pointer to the procedure in the specified file was requested but that procedure is not present. (LDRERR 803)</p>
	CAUSE	The procedure requested to be dynamically loaded from a specified file can not be found.
	ACTION	Check to make sure the requested procedure is in the file specified.

---





## Native Mode Spooler

---

### (Subsystem 236)

0	MESSAGE	END OF FILE (FSERR 0)
1	MESSAGE	Error while purging a terminating spooler process' port during cleanup.
2	MESSAGE	The current state and the expected state of the spooling process do not match.
3	MESSAGE	A warning occurred during the cleanup of a spooling process.
50	MESSAGE	A warning occurred while getting information about a device.
51	MESSAGE	An error occurred during spooling of initially spooled devices.
100	MESSAGE	Spooling of initially spooled devices is complete.
101	MESSAGE	Set-up of Spooling Subsystem is complete.
501	MESSAGE	An unexpected escape from an external routine was encountered.
503	MESSAGE	Failed to lock the Spooler Process Information Table.
504	MESSAGE	Failed to unlock the Spooler Process Information Table.

---

---

505	MESSAGE	Failed attempt to retrieve information from a SPIT entry.
-----	---------	---

---

506	MESSAGE	Failed attempt to update the SPIT entry of a spooler process.
-----	---------	---

---

507	MESSAGE	Failed to delete SPIT entry during cleanup of terminating spooler process.
-----	---------	--

---

511	MESSAGE	Failed attempt to use HPERMSG routines to log an error.
-----	---------	---

---

512	MESSAGE	Failed attempt to use GENMSG routine to display a spooler msg.
-----	---------	--

---

550	MESSAGE	Failed to create the HPSP00L account in the system directory.
-----	---------	---

---

551	MESSAGE	Failed to create the OUT.HPSP00L group in the system directory.
-----	---------	---

---

552	MESSAGE	Failed to create the IN.HPSP00L group in the system directory.
-----	---------	--

---

553	MESSAGE	An unexpected escape was encountered during startup of the spooling subsystem.
-----	---------	--

---

554	MESSAGE	Unable to delimit a device name while initially spooling devices.
-----	---------	---

---

555	MESSAGE	Unable to convert ldev to device name while initially spooling devices.
-----	---------	---

---

556	MESSAGE	Unable to get information about a device while initially spooling devices.
-----	---------	--

---

557	MESSAGE	Critical error during setup of spooling system. Cannot use spooling subsystem until the system is restarted.
-----	---------	--

---

---

600	MESSAGE	Error encountered while sending a system shutdown message to the Spooler Monitor's port.
-----	---------	--

---

2001	MESSAGE	A warning occurred while starting the Spooler Monitor process.
------	---------	--

---

2006	MESSAGE	The Spooler Monitor received a warning while starting a spooler process.
------	---------	--

---

2007	MESSAGE	The Spooler Monitor received an error while purging a port. This is a non-critical error.
------	---------	---

---

2008	MESSAGE	An escape to the RECOV block occurred after the spooler process was activated. This is a non-critical warn.
------	---------	---

---

2051	MESSAGE	The Spooling system has been shutdown.
------	---------	--

---

2501	MESSAGE	The Spooler Monitor received an unexpected escape during normal execution.
------	---------	--

---

2502	MESSAGE	The Spooler Monitor could not be created.
------	---------	---

---

2504	MESSAGE	Unable to create a spooler process for device \.
------	---------	--

---

2505	MESSAGE	Unable to create a port for the spooler process of device \.
------	---------	--

---

2506	MESSAGE	Unable to give port ownership to spooler process of device \.
------	---------	---

---

2507	MESSAGE	Unable to activate the spooler process created for device \.
------	---------	--

---

2508	MESSAGE	An error occurred while the Spooler Monitor was receiving a message on its port.
------	---------	--

---

---

2509	MESSAGE	The Spooler Monitor received an invalid message on its port.
<hr/>		
2510	MESSAGE	The Spooler Monitor was asked to create an invalid type of spooler process.
<hr/>		
2511	MESSAGE	The Spooler Monitor was unable to lock the SPIT table.
<hr/>		
2512	MESSAGE	The Spooler Monitor was unable to unlock the SPIT table.
<hr/>		
2513	MESSAGE	The Spooler Monitor received an error while retrieving information from the SPIT table.
<hr/>		
2514	MESSAGE	The Spooler Monitor received an error while updating an entry in the SPIT table.
<hr/>		
2515	MESSAGE	The Spooler Monitor received an error while deleting an entry from the SPIT table.
<hr/>		
2520	MESSAGE	The Spooler Monitor received an error during initialization.
<hr/>		
2521	MESSAGE	The Spooler Monitor received an error during shutdown of the spooling subsystem.
<hr/>		
2522	MESSAGE	The Spooler Monitor returned from shutdown, an event that should never occur.
<hr/>		
2526	MESSAGE	You cannot run the Spooler Monitor (SPOOLMOM) as a user program.
<hr/>		
2523	MESSAGE	The Spooler Monitor has entered code that should never be executed in normal situations.
<hr/>		
3501	MESSAGE	Unexpected error (escape) returned from other subsystems.
<hr/>		

---

3502	MESSAGE	Cannot find the SPIT KSO number.
------	---------	----------------------------------

---

3503	MESSAGE	Cannot lock the SPIT.
------	---------	-----------------------

---

3504	MESSAGE	Cannot unlock the SPIT.
------	---------	-------------------------

---

3505	MESSAGE	Cannot allocate new entry in the SPIT.
------	---------	--

---

3506	MESSAGE	Cannot find the entry with the given device name in SPIT.
------	---------	---

---

3507	MESSAGE	Entry with the given device name already exists in SPIT.
------	---------	--

---

3508	MESSAGE	The given keyword is missing from the SPIT get/put interface.
------	---------	---

---

3509	MESSAGE	Keyvalue is not passed to the SPIT get/put interface.
------	---------	---

---

3510	MESSAGE	The given keyword is not a valid keyword for the SPIT get/put interface.
------	---------	--

---

3511	MESSAGE	SPIT get/put interface allows only 20 key pairs, the given key index somehow is out of range.
------	---------	---

---

3512	MESSAGE	Cannot create object for building SPIT.
------	---------	---

---

3513	MESSAGE	Cannot create SPIT because of symbol table management error.
------	---------	--

---

3514	MESSAGE	Cannot delete the given entry from SPIT.
------	---------	--

---

3515	MESSAGE	The kind of process passed to SPIT interface is illegal, it must be either input or output.
------	---------	---

---

3516	MESSAGE	Cannot send an active spoolfile message due to some error condition.
------	---------	--

---

---

3601	MESSAGE	Cannot start a spooler process for an initially spooled device.
------	---------	---

---

3602	MESSAGE	Cannot create port for the spooler MOM process.
------	---------	---

---

3603	MESSAGE	Cannot initiate the spooler MOM process.
------	---------	--

---

3604	MESSAGE	Cannot initiate the spooling subsystem.
------	---------	---

---

3605	MESSAGE	Cannot create the spoolfile directory.
------	---------	--

---

3606	MESSAGE	Cannot create the HPSP00L accounting structure.
------	---------	---

---

4513	MESSAGE	Spooler internal error occurred, cannot update device information.
------	---------	--

---

4593	MESSAGE	Invalid 'DISP' specified, "SPSAVE" OR "PURGE".
------	---------	--

---

4627	MESSAGE	Device "\" must be a printer.
------	---------	-------------------------------

---

4628	MESSAGE	Global queues or queues for device "\" must be open.
------	---------	--

---

4629	MESSAGE	Global queues or queues for a device in class "\" must be open.
------	---------	---

---

4630	MESSAGE	Device "\" must be spoolable for output.
------	---------	--

---

4631	MESSAGE	A device in class "\" must be spoolable for output.
------	---------	---

---

4632	MESSAGE	Device "\" must be spooled for output.
------	---------	--

---

4633	MESSAGE	A device in class "\" must be spooled for output.
------	---------	---

---

4658	MESSAGE	SPSAVED spoolfile "!" cannot be deferred.
------	---------	---

---

## 22-6 Native Mode Spooler

---

4793	MESSAGE	A spoolid wildcard of the form @, I@, OR 0@ was expected.
------	---------	---

---

4900	MESSAGE	! warnings occurred.
------	---------	----------------------

---

5000	MESSAGE	No spoolfiles available for this spooler to process.
------	---------	--

---

5001	MESSAGE	Attempted to remove an output spoolfile from a queue when it's not on one.
------	---------	--

---

5003	MESSAGE	During recovery of a file still being CREATED when the system was interrupted, could not recover all data out to the file's limit.
------	---------	--

---

5004	MESSAGE	The creator of the spoolfile did not have access to the target device during a "RAW CREATE". The spoolfile was created, but it was put in the DEFER state.
------	---------	--

---

5005	MESSAGE	The system has finished rebuilding the output spoolfile directory.
	CAUSE	At boot time, the system is allowed to come completely up while the output spool file directory continues to be rebuilt. This message indicates that that process has finished.
	ACTION	None. Informational message.

---

5250	MESSAGE	Attempted to retrieve an invalid/non-existent spoolfile attribute.
------	---------	--

---

5251	MESSAGE	Attempted to SET an invalid/non-existent spoolfile attribute.
------	---------	---

---

5252	MESSAGE	Internal error sequentially reading spoolfile directory entries. Possible spoolfile directory corruption.
------	---------	---

---

5253	MESSAGE	Cannot specify both spoolfile id and UFID as file selectors.
------	---------	--

---

---

5254	MESSAGE	Must specify either a spoolfile id or a UFID as a file selector.
------	---------	--

---

5255	MESSAGE	The GETINFO intrinsic reported an error to the process rebuilding the output spoolfile directory.
	CAUSE	Progen passes information to the process that rebuilds the output spool file directory. That process retrieves it with the GETINFO intrinsic, but the intrinsic call failed.
	ACTION	To recover existing spool files, STORE (;PURGE) them to tape and RESTORE them. Or SPOOLF @.OUT.HPSPOOL;PRINT them (then delete the original files). Files which were incomplete when the system was taken down may not print correctly.

---

5256	MESSAGE	Cannot find a spoolfile directory entry which is expected to exist.
------	---------	---

---

5257	MESSAGE	Must specify either the input or output spoolfile directory.
------	---------	--

---

5258	MESSAGE	Cannot specify both the input and output spoolfile directories.
------	---------	---

---

5259	MESSAGE	Cannot lock the GUFID spoolfile management resource while the SPFDIR resource is locked, may cause a deadlock.
------	---------	--

---

5260	MESSAGE	Failure occurred re-inserting an SPFDIR entry whose search key(s) have been altered. May indicate SPFDIR/disc space shortage or corruption.
------	---------	---

---

5261	MESSAGE	Could not add an SPFDIR entry, the directory is full.
------	---------	---

---

5262	MESSAGE	Failure attempting to gain exclusive access to a spoolfile's label and label extensions.
------	---------	--

---

5265	MESSAGE	Could not find a spoolfile directory entry for the given UFID and directory (input or output SPFDIR).
------	---------	---

---



---

5266	MESSAGE	Failure attempting to lock either the input or the output spoolfile directory.
5267	MESSAGE	Failure attempting to unlock either the input or the output spoolfile directory.
5268	MESSAGE	Unable to obtain the starting address of a spoolfile directory.
5271	MESSAGE	The spoolfile management architected interface routines encountered an unexpected state.
5274	MESSAGE	Could not gain exclusive access to a spoolfile's label and label extensions.
5275	MESSAGE	Could not release a spoolfile's label from exclusive access.
5276	MESSAGE	JOB/SESSION tried to delete a STDIN spoolfile not in the READY state.
5277	MESSAGE	Deletion of a spoolfile directory entry, specified by its search key, failed.
5278	MESSAGE	Tried to delete a STDIN spoolfile using :SPOOLF ;DELETE. Such files can only be deleted with the ABORTJOB command on the file's associated job.
5279	MESSAGE	Duplicate SPFDIR entry, its primary and secondary key values match those of an existing SPFDIR entry.
5280	MESSAGE	No spoolfile exists with the given name or UFID.
5281	MESSAGE	FCL0SE of spoolfile failed.
5282	MESSAGE	Internal error mapping from spoolfile directory entry handle to its address.

---

---

5283	MESSAGE	Unmatched ITEM NUMBER or ITEM in call to Spoolfile Management architected interface.
------	---------	--

---

5284	MESSAGE	Spoolfile Management encountered an unexpected escape or trap.
------	---------	--

---

5285	MESSAGE	Could not create a virtual object to hold the input spoolfile directory.
------	---------	--

---

5286	MESSAGE	Could not create a virtual object to hold the output spoolfile directory.
------	---------	---

---

5287	MESSAGE	Could not create input spoolfile directory symbol table.
------	---------	--

---

5288	MESSAGE	Could not create output spoolfile directory symbol table.
------	---------	---

---

5289	MESSAGE	Could not create a virtual object to hold output spoolfile queue entries.
------	---------	---

---

5290	MESSAGE	Could not create output spoolfile queue head symbol table.
------	---------	--

---

5291	MESSAGE	Could not re-open a spoolfile already opened by the current process.
------	---------	--

---

5292	MESSAGE	Could not gain access to the label of a file already opened by the current process.
------	---------	---

---

5293	MESSAGE	FCLOSE of a spoolfile failed.
------	---------	-------------------------------

---

5294	MESSAGE	Read or write of a spoolfile's label extension failed.
------	---------	--

---

5295	MESSAGE	Spoolfile does not exist on any of the volumes currently mounted.
------	---------	---

---

5296	MESSAGE	Low-level open of spoolfile failed due to file descriptor allocation limitations.
------	---------	---

---

---

5297	MESSAGE	System error performing low-level open of spoolfile.
------	---------	--

---

5298	MESSAGE	The spoolfile was still in the CREATE state when the system was interrupted. It could not be recovered, and has been deleted.
------	---------	---

---

5299	MESSAGE	Infinite loop corruption detected in output spoolfile directory. Reboot your system to rebuild the directory. If the problem recurs, CONTACT YOUR SE.
------	---------	---

---

5300	MESSAGE	Unknown error performing low-level open of spoolfile.
------	---------	---

---

5302	MESSAGE	Output spoolfile has invalid state.
------	---------	-------------------------------------

---

5303	MESSAGE	Attempt to add a new output spoolfile queue head entry failed due to existence of a queue head for the same output device or class.
------	---------	---

---

5304	MESSAGE	Output spoolfile queue head table overflow. CONTACT YOUR SE.
------	---------	--

---

5305	MESSAGE	Output spoolfile queue corruption detected. Invalid link to a queue's first entry. CONTACT YOUR SE.
------	---------	---

---

5306	MESSAGE	Output spoolfile queue corruption detected. Invalid forward link. CONTACT YOUR SE.
------	---------	--

---

5307	MESSAGE	Output spoolfile queue corruption detected. Invalid backward link. CONTACT YOUR SE.
------	---------	---

---

5309	MESSAGE	Unexpected escape encountered inserting an output spoolfile into a spoolfile queue.
------	---------	---

---

5310	MESSAGE	Could not find the device or class queue head entry matching the target device or class of an output spoolfile.
------	---------	---

---

---

5312	MESSAGE	Could not remove a spoolfile from the spooling queues.
------	---------	--

---

5313	MESSAGE	Could not retrieve the address of a workarea created for spooling subsystem command execution.
------	---------	--

---

5315	MESSAGE	Could not create a spooling command/AIF work area.
------	---------	--

---

5316	MESSAGE	Could not expand a spooling command/AIF work area.
------	---------	--

---

5317	MESSAGE	Could not deallocate a spooling command/AIF work area.
------	---------	--

---

5318	MESSAGE	Directory error while preparing to retrieve file system directory information for a set of spoolfiles.
------	---------	--

---

5319	MESSAGE	Directory error while retrieving file system directory information for a set of spoolfiles.
------	---------	---

---

5320	MESSAGE	Unknown/invalid spooler process type.
------	---------	---------------------------------------

---

5321	MESSAGE	Encountered transaction management error while updating creator of an output spoolfile in its label and label extension.
------	---------	--

---

5322	MESSAGE	Encountered error writing changes to an output spoolfile's file label extension when changing its creator.
------	---------	--

---

5323	MESSAGE	When changing creator of an output spoolfile in its label and label extension, the changes to these structures were aborted because a user transaction under which these system transactions occurred was aborted.
------	---------	--

---

5340	MESSAGE	SP00LF ;PRINT encountered an error reading source file.
------	---------	---

---

5341	MESSAGE	SP00LF ;PRINT encountered an error writing to target file.
------	---------	--

---

---

5342	MESSAGE	You cannot SPOOLF ;PRINT a Private output spoolfile.
------	---------	--

---

5343	MESSAGE	You cannot SPOOLF ;SPSAVE a Private output spoolfile.
------	---------	---

---

5344	MESSAGE	You cannot SPOOLF ;DEFER a spoolfile in the PROBLEM state unless you also ALTER it to a valid target device/class.
------	---------	--

---

5345	MESSAGE	You cannot SPOOLF ;DEFER an output spoolfile which has already been printed and has moved to the 'SPSAVE' state.
------	---------	--

---

5346	MESSAGE	You cannot alter the output priority of a spoolfile in the SPSAVE state.
------	---------	--

---

5347	MESSAGE	You cannot alter the number of copies of a spoolfile which is either Private or in the SPSAVE state.
------	---------	--

---

5348	MESSAGE	You cannot alter the target device/class of a spoolfile in the SPSAVE state.
------	---------	--

---

5349	MESSAGE	SPOOLF ;ALTER or SPOOLF ;DELETE of more than one spoolfile is disabled until the output spoolfile directory has been rebuilt following a system startup.
	CAUSE	You entered SPOOLF [O]@; ALTER or DELETE while the output spoolfile directory was still being rebuilt. This is not allowed because the command could miss some files which had not yet been inserted into the directory.
	ACTION	This situation only occurs for a few minutes following system startups. Try your command again a few minutes later.

---

5350	MESSAGE	The specified or defaulted target device/class does not exist, is not output spoolable, or does not have its spooling queues open.
------	---------	--

---

5351	MESSAGE	Unable to obtain file information, the FFILEINFO intrinsic failed.
------	---------	--

---

5352	MESSAGE	The specified file is not a spoolfile.
------	---------	--

---

---

5353	MESSAGE	You tried to SPOOLF ;PRINT an empty file.
<hr/>		
5354	MESSAGE	SPOOLF ;PRINT aborted by BREAK.
<hr/>		
5355	MESSAGE	Could not change the STDLIST device in JOB/SESSION tables.
<hr/>		
5356	MESSAGE	File does not exist or could not be created.
<hr/>		
5357	MESSAGE	SPOOLF ;PRINT -- valid range of copies is 1 to 65535.
<hr/>		
5358	MESSAGE	SPOOLF ;PRINT -- valid range of priorities is 0 to 14.
<hr/>		
5359	MESSAGE	Cannot open the file for exclusive access because it is already open.
<hr/>		
5360	MESSAGE	The specified lockword does not match the lockword on the file.
<hr/>		
5361	MESSAGE	You cannot UNDEFER a spoolfile in the PROBLM state.
<hr/>		
5362	MESSAGE	You cannot UNDEFER a spoolfile in the SPSAVE state.
<hr/>		
5367	MESSAGE	You cannot alter the attributes of an input spoolfile.
<hr/>		
5368	MESSAGE	You cannot delete an ACTIVE ":DATA" input spoolfile, that is, one currently being submitted via the STREAM command.
<hr/>		
5369	MESSAGE	You cannot delete an output spoolfile which is in the CREATE state.
<hr/>		
5370	MESSAGE	You cannot delete an input spoolfile which is in the OPEN state.
<hr/>		
5373	MESSAGE	Only output spoolfiles can be SPOOLF ;PRINT'ed.
<hr/>		

---

5374	MESSAGE	You cannot SPOOLF :PRINT an input spoolfile.
------	---------	--

---

5375	MESSAGE	The source file for a SPOOLF :PRINT has no target device or class to use as a default, therefore you must specify one with the command.
------	---------	---

---

5376	MESSAGE	The defaulted target device (taken from the source spoolfile of a SPOOLF :PRINT command) is not a valid output spooled device.
------	---------	--

---

5377	MESSAGE	Could not open the source file for a SPOOLF :PRINT command.
------	---------	---

---

5378	MESSAGE	Could not open the target file for a SPOOLF :PRINT command.
------	---------	---

---

5379	MESSAGE	The first character of a file lockword must be a letter.
------	---------	--

---

5380	MESSAGE	Too many characters were specified for the file lockword.
------	---------	---

---

5381	MESSAGE	The file lockword contains a non-alphanumeric character.
------	---------	--

---

5382	MESSAGE	Altering the target device of a Private spoolfile requires SM capability.
------	---------	---

---

5383	MESSAGE	Could not change the target device of an open STDLIST.
------	---------	--

---

5384	MESSAGE	Error encountered checking the target device
------	---------	--

---

5385	MESSAGE	Creator of spoolfile does not have access to the target device.
------	---------	---

---

5386	MESSAGE	If there is not an ACD on the target device, the accessor must have ND (non-sharable device) capability.
------	---------	--

---

5387	MESSAGE	An internal call to JSINFO failed.
------	---------	------------------------------------

---

---

5388	MESSAGE	The creator of the spoolfile does not have access to the target device on a SPOOLF;DEV= or SPOOLF;UNDEFER. This error is used when a "Spoolid" insert is desired at the SP_AI level.
------	---------	--

---

5389	MESSAGE	The user does not have access to the device specified in the label extension of the spoolfile. This error is used when a "file name" insert is desired at the SP_AI level.
------	---------	--

---

5390	MESSAGE	The device specified in the label extension of the spoolfile does not have an ACD and the user does not have ND capability. This error is used when a "file name" insert is desired at the SP_AI level.
------	---------	---

---

7500	MESSAGE	An invalid DEV keyvalue was specified in the selection equation.
------	---------	--

---

7501	MESSAGE	Only = and <> are allowed as relational operators for the DEV selection equation keyword.
------	---------	---

---

7502	MESSAGE	An invalid PAGES keyvalue was specified in the selection equation.
------	---------	--

---

7503	MESSAGE	The COPIES keyvalue must be in the range of 1 to 65,535.
------	---------	--

---

7504	MESSAGE	The PRI keyvalue must be in the range of 0 to 14.
------	---------	---

---

7505	MESSAGE	An invalid FILEDES keyvalue was specified in the selection equation.
------	---------	--

---

7506	MESSAGE	Only '=' and <> are allowed as relational operators for the FILEDES selection equation keyword.
------	---------	---

---

7507	MESSAGE	Only = and <> are allowed as relational operators for the JOBNUM selectioni equation keyword.
------	---------	---

---

7508	MESSAGE	An invalid DATE keyvalue was specified in the selection equation.
------	---------	---

---



---

7509	MESSAGE	In the DATE keyvalue of the selection equation, the month must be in the range of 1 to 12.
------	---------	--

---

7510	MESSAGE	An invalid year was specified in the DATE keyvalue of the selection equation.
------	---------	---

---

7511	MESSAGE	An invalid JOBNUM keyvalue was specified in the selection equation.
------	---------	---

---

7512	MESSAGE	An invalid JOBNAME keyvalue was specified in the selection equation.
------	---------	--

---

7513	MESSAGE	An invalid FORMID keyvalue was specified in the selection equation.
------	---------	---

---

7514	MESSAGE	You must specify an account to use this command.
------	---------	--

---

7515	MESSAGE	A valid user name consists of a letter followed by alphanumeric characters.
------	---------	---

---

7516	MESSAGE	A valid account name consists of a letter followed by alphanumeric characters.
------	---------	--

---

7517	MESSAGE	The user name must contain eight or less characters.
------	---------	--

---

7518	MESSAGE	The account name must contain eight or less characters.
------	---------	---

---

7519	MESSAGE	The RECORDS keyvalue must be a positive integer.
------	---------	--

---

7520	MESSAGE	Only = and <> are allowed as relational operators for the OWNER selection equation keyword.
------	---------	---

---

7521	MESSAGE	Internal error while evaluating selection equation, there was no result to return. If this error persists, contact your SE.
------	---------	---

---

---

7522	MESSAGE	The DEV keyvalue must contain eight or less characters.
7524	MESSAGE	Valid STATE keyvalues are READY, ACTIVE, OPEN, CREATE, PRINT, PROBLM, DELPND, SPSAVE, DEFER.
7525	MESSAGE	Only = and <> are allowed as relational operators for the STATE selection equation keyword.
7526	MESSAGE	The SPOOLID keyvalue must contain seven or fewer digits, not including the optional #0 or #1.
7527	MESSAGE	The FILEDES keyvalue is too long.
7528	MESSAGE	The JOBNUM keyvalue must be in the range of 1 to 16383.
7529	MESSAGE	The JOBNAME keyvalue must contain eight or less characters.
7530	MESSAGE	The FORMID keyvalue must contain eight or less characters.
7531	MESSAGE	Only = and <> are allowed as relational operators for the JOBNAME selection equation keyword.
7532	MESSAGE	Only = and <> are allowed as relational operators for the FORMID selection equation keyword.
7533	MESSAGE	The SPOOLID keyvalue must be in the range of 1 to 9999999.
7534	MESSAGE	The SPOOLID keyvalue must be numeric.
7535	MESSAGE	Only = and <> are allowed as relational operators for the SPOOLID selection equation keyword.
7536	MESSAGE	The only valid DISP keyvalues are SPSAVE and PURGE.

---

---

7537	MESSAGE	Only = and <> are allowed as relational operators for the DISP selection equation keyword.
7538	MESSAGE	If the "." is specified in user.acct, acct must also be specified.
7539	MESSAGE	An internal error occurred while validating selection equation semantics. If the error persists, contact your SE.
7540	MESSAGE	Expected either an 'I' or 'O' after the "#".
7541	MESSAGE	In the DATE keyvalue of the selection equation, the day of the month must be in the range of 1 to maximum date in month.
7542	MESSAGE	The only valid JOBABORT keyvalues are TRUE and FALSE.
7543	MESSAGE	Only = and <> are allowed as relational operators for the JOBABORT selection equation keyword.
8000	MESSAGE	A stop or shut spooler message was received by the input spooling process.
8001	MESSAGE	A BREAK or cntl-Y key was entered by the user during the STREAM command.
8002	MESSAGE	An EOF was received while reading from the source file being input spooled.
8003	MESSAGE	A record exceeding the maximum record size of 279 characters was read from the source file being input spooled.
8004	MESSAGE	The expanded :JOB or :DATA record exceeded the maximum record size of 279 characters.

---

---

8005	MESSAGE	The continuation rec for the job/data cmnd did not begin with the pseudo colon.
------	---------	---

---

8006	MESSAGE	The :JOB or :DATA record failed to logon successfully.
------	---------	--

---

8007	MESSAGE	The processing of the :JOB/:DATA record was interrupted before it could logon.
------	---------	--

---

8008	MESSAGE	The setting of the spoolfile ID for the JOB's STDIN failed. The job will be flushed.
------	---------	--

---

8009	MESSAGE	The scheduling of the JOB failed. The job will be flushed.
------	---------	--

---

8010	MESSAGE	The scheduling of the future JOB failed. The job will be flushed.
------	---------	---

---

8011	MESSAGE	An error occurred while printing the JOB number/DATA spoolfile ID.
------	---------	--

---

8050	MESSAGE	Input spooler, LDEV #\: The spooler did not find a valid :JOB or :DATA command on the current tape volume.
------	---------	--

---

8051	MESSAGE	Input spooler, LDEV #\: Device has reported a power failure or other interruption while input spooling.
------	---------	---

---

8052	MESSAGE	Input spooler, LDEV #\: The spooler detected a non-fatal condition while performing an internal calculation. Please report the warning number to your support engineer. The spooler will continue.
------	---------	--

---

8053	MESSAGE	Input spooler, LDEV #\: The File System reported a warning while acquiring the spooled device. The spooler will continue.
------	---------	---

---

8054	MESSAGE	Input spooler, LDEV #\: The Device Allocation subsystem reported a warning while the spooler was retrieving device configuration information. The spooler will continue.
------	---------	--

---

---

8055	MESSAGE	Input spooler, LDEV #\: The Device Allocation subsystem reported a warning while the spooler was updating device configuration information. The spooler will continue.
------	---------	--

---

8056	MESSAGE	Input spooler, LDEV #\: A warning occurred while converting the LDEV number to a device name.
------	---------	---

---

8100	MESSAGE	Input spooler, LDEV #\: Started.
------	---------	----------------------------------

---

8101	MESSAGE	Input spooler, LDEV #\: Stopped.
------	---------	----------------------------------

---

8102	MESSAGE	Input spooler, LDEV #\: Please mount the first tape volume to be input spooled.
------	---------	---

---

8103	MESSAGE	Input spooler, LDEV #\: Please mount the next tape volume to be input spooled.
------	---------	--

---

8500	MESSAGE	Input spooling code received an unexpected escape during normal execution.
------	---------	--

---

8501	MESSAGE	You cannot run the input spooler as a user program.
------	---------	---

---

8502	MESSAGE	Encountered error while using HPFOPEN to open the source file.
------	---------	--

---

8503	MESSAGE	The input spooling code received an I/O error while reading from the source file being input spooled.
------	---------	---

---

8504	MESSAGE	HPFOPEN to open a new input spoolfile failed.
------	---------	---

---

8505	MESSAGE	FCLOSE to close a new input spoolfile failed.
------	---------	---

---

8506	MESSAGE	The record read from the source file has more than 279 characters.
------	---------	--

---

8507	MESSAGE	I/O error during FWRITE to input spoolfile.
------	---------	---

---

---

8508	MESSAGE	Attempt to deallocate the JMAT entry of a JOB failed.
8509	MESSAGE	An undefined state was encountered during the input spooling process.
8510	MESSAGE	An undefined record kind was received from the source file.
8511	MESSAGE	The source file to be input spooled is not an ASCII data file.
8512	MESSAGE	The call to SP_FM_SET reported an error while updating the SPFDIR entry for the input spoolfile.
8513	MESSAGE	The FFILEINFO intrinsic reported an error while retrieving information about the input spoolfile.
8514	MESSAGE	The GETINFO intrinsic reported an error while retrieving information about the spooled device.
8515	MESSAGE	The conversion of the source file ldev to device name failed.
8516	MESSAGE	An error occurred while retrieving information about the source device.
8517	MESSAGE	An error occurred while delimiting the source device's LDEV name.
8518	MESSAGE	An error occurred while writing a log record to the system log file for the new input spoolfile.
8519	MESSAGE	An error occurred while locking the spoolfile's GUFD.
8520	MESSAGE	An error occurred while locking the input SPFDIR.

---

---

8521	MESSAGE	An error occurred while looking for the spoolfile's entry in the SPFDIR.
------	---------	--

---

8522	MESSAGE	An error occurred while updating the owner and creator names in the spoolfile's file label and FLABX.
------	---------	---

---

8523	MESSAGE	An error occurred while unlocking the input SPFDIR.
------	---------	---

---

8524	MESSAGE	An error occurred while unlocking the input spoolfile's GUFDIR.
------	---------	---

---

8550	MESSAGE	Input spooler, LDEV #\: The spooler detected a fatal condition while performing an internal calculation. Please report the spooling subsystem error to your support engineer.
------	---------	---

---

8551	MESSAGE	Input spooler, Device Name !: Cannot retrieve LDEV# or other configuration info.
------	---------	--

---

8552	MESSAGE	Input spooler, LDEV #: Cannot update device configuration tables.
------	---------	---

---

8553	MESSAGE	Input spooler, LDEV #: Cannot open physical device.
------	---------	---

---

8554	MESSAGE	Input spooler, LDEV #: HPFOPEN of a new input spoolfile failed.
------	---------	---

---

8555	MESSAGE	Input spooler, LDEV #: FCLOSE of a new input spoolfile failed.
------	---------	--

---

8556	MESSAGE	Input spooler, LDEV #: I/O error during FWRITE to input spoolfile.
------	---------	--

---

8557	MESSAGE	Input spooler, LDEV #: Cannot update the input spoolfile's entry in the Spoolfile Directory.
------	---------	--

---

---

8558	MESSAGE	An error occurred when receiving message from the spooler port.
------	---------	---

---

8559	MESSAGE	Input spooler, LDEV #: An invalid msg type was received by the input spooling process.
------	---------	--

---

8560	MESSAGE	Input spooler, LDEV #: The input spooled device no longer accepts :JOB or :DATA. Spooling will be stopped.
------	---------	--

---

8561	MESSAGE	Input spooler, LDEV #: Failed to rewind and unload current tape volume. Must be done manually. Spooling will be stopped.
------	---------	--

---

8562	MESSAGE	Input spooler, LDEV #: Spooler internal error, RECOVER invoked, spooler terminating.
------	---------	--

---

8563	MESSAGE	Input spooler, LDEV #: A fatal error was encountered by the input spooling process. Spooling will be stopped.
------	---------	---

---

8564	MESSAGE	Input spooler, LDEV #: A fatal error was encountered while converting the LDEV number to a device name. Spooling will be stopped.
------	---------	---

---

9001	MESSAGE	Output spooler, LDEV #: Started.
------	---------	----------------------------------

---

9002	MESSAGE	Output Spooler, LDEV #: Stopped.
------	---------	----------------------------------

---

9003	MESSAGE	Output spooler, LDEV #: Suspended.
------	---------	------------------------------------

---

9004	MESSAGE	Output spooler, LDEV #: Resumed.
------	---------	----------------------------------

---

9005	MESSAGE	Output spooler, LDEV #: File released successfully.
------	---------	---

---

9006	MESSAGE	Output spooler, LDEV #: Spoolfile EOF detected. NOTE: This message is never displayed.
------	---------	--

---



---

9007	MESSAGE	Output spooler, LDEV #: The File System reported a warning while acquiring the spooled device. The spooler will continue.
------	---------	---

---

9008	MESSAGE	Output spooler, LDEV #: The spooler detected a non-fatal condition while initializing its device. The spooler will continue.
------	---------	--

---

9010	MESSAGE	Output spooler, LDEV #: The Directory subsystem reported a warning while trying to create the checkpoint file group. The spooler will continue.
------	---------	---

---

9011	MESSAGE	Output spooler, LDEV #: The Device Allocation subsystem reported a warning while the spooler was retrieving device configuration information. The spooler will continue.
------	---------	--

---

9012	MESSAGE	Output spooler, LDEV #: The Device Allocation subsystem reported a warning while the spooler was updating device configuration information. The spooler will continue.
------	---------	--

---

9013	MESSAGE	Output spooler, LDEV #: The spooler detected a non-fatal condition while trying to ;RELEASE a file. The file is released and the spooler will continue.
------	---------	---

---

9014	MESSAGE	Output spooler, LDEV #: The spooler detected a non-fatal condition while determining its next task. The spooler will continue.
------	---------	--

---

9015	MESSAGE	Output spooler, LDEV #: The spooler detected a non-fatal condition while performing an internal calculation. Please report the warning number to your support engineer. The spooler will continue.
------	---------	--

---

9016	MESSAGE	Output spooler, LDEV #/: The spooler detected a non-fatal condition while retrieving information from the Spooling Process Information Table (SPIT). The spooler will continue.
------	---------	---

---

---

9017	MESSAGE	Output spooler, LDEV #: The spooler detected a non-fatal condition while updating the Spooling Process Information Table (SPIT). The spooler will continue.
------	---------	---

---

9018	MESSAGE	Output spooler, LDEV #: The spooler was unable to save the page number to resume at. It will continue to use the previous value of this page.
------	---------	---

---

9019	MESSAGE	Output spooler, LDEV #: The restart page specified is before the beginning of the spoolfile. The spooler will restart at the beginning.
------	---------	---

---

9020	MESSAGE	Output spooler, LDEV #: There is no file to output at this time. (NOTE: This message is never displayed.)
------	---------	---

---

9021	MESSAGE	Output spooler, LDEV #: Received a command while outputting a file.
	CAUSE	An operator command, such as SPOOLER <ldev>;STOP was received by the spooler process for <ldev> while the process was printing user data.
	ACTION	No action is required. The message is to reassure the operator that the spooler got the command, because the printer may continue to print for some time afterward due to the large amount of buffered data in the file system path.

---

9022	MESSAGE	Output spooler, LDEV #: The device has reported a power failure or other interruption while outputting SPOOLID #0!. The spooler will attempt recovery.
	CAUSE	The spooled device lost power while printing user data, causing it to lose track of where it was printing on the page. When power is restored, the the device reports the power loss to the spooler.
	ACTION	No user action is required. The spooler will try to recover to the beginning of the page which was partially printed at the time the device lost power.

---

9023	MESSAGE	Output spooler, LDEV #: Device status is available. (NOTE: This message is never displayed.)
------	---------	--

---

---

9024	MESSAGE	Output spooler, LDEV #: "Actual device status" cannot be requested in this context. "Buffered status" will be used.
------	---------	---

---

9025	MESSAGE	Output spooler, LDEV #: The device was still in silent-run mode when the spooler detected the end of SPOOLID #0!.
	CAUSE	Silent-run is a recovery mechanism in which the device interprets, but does not print, data until it reaches the page at which printing should resume. If the spooler detects the end of the spoolfile first, it defers the file.
	ACTION	Enter SPOOLF <spoolid>;UNDEFER to print the file from the beginning. Once the file is printing, use SPOOLER ... ;SUSPEND and ;RESUME with OFFSET= if you want to print from a different location.

---

9026	MESSAGE	Output spooler, LDEV #: The device reported a ribbon malfunction. The spooler will suspend. Enter a command to resume operation or to stop.
------	---------	---

---

9027	MESSAGE	Output spooler, LDEV #: A request to mount special forms for SPOOLID #0! was refused by the device attender.
	CAUSE	During the forms message dialog, the operator REPLYed N to the question: SP#<pin>/IS #<spoolid>; <filename> ON LDEV#<ldev> (Y/N)?
	ACTION	If the file should be printed on another device, enter SPOOLF <spoolid>; DEV= <new device>;UNDEFER. If it should be printed on this device but at a later time, enter SPOOLF <spoolid>; UNDEFER at that time.

---

9028	MESSAGE	Output spooler, LDEV #: The restart page specified is greater than 2^32-1, the maximum value allowed. The spooler will use the maximum value.
------	---------	---

---

9029	MESSAGE	Output spooler, LDEV #: Device has reported a power failure or other interruption while outputting the header for SPOOLID #0!. The spooler will reprint the header.
	CAUSE	The spooled device lost power while printing the header, causing it to lose track of where it was printing on the page. When power is restored, the device reports the power loss to the spooler.
	ACTION	No user action is required. The spooler automatically reprints the header.

---

---

9030      MESSAGE      Output spooler, LDEV #: Device has reported a power failure or other interruption while outputting the trailer for SPOOLID #0!. The spooler will reprint the trailer.

         CAUSE      The spooled device lost power while printing the trailer, causing it to lose track of where it was printing on the page. When power is restored, the device reports the power loss to the spooler.

         ACTION     No user action is required. The spooler automatically reprints the trailer.

---

9031      MESSAGE      Output spooler, LDEV #: Device has reported a power failure or other interruption while outputting the error trailer for SPOOLID #0!. The spooler will reprint the error trailer.

         CAUSE      The spooled device lost power while printing the error trailer, causing it to lose track of where it was printing on the page. When power is restored, the device reports the power loss to the spooler.

         ACTION     No user action is required. The spooler automatically reprints the error trailer.

---

9032      MESSAGE      Output spooler, LDEV # \ Unable to connect to printer socket after waiting ! seconds, the maximum configured for this printer. The spooler will continue trying to connect to the printer.

---

9033      MESSAGE      Output spooler, LDEV #\: The file name in the following message has been truncated to ! characters, the maximum length allowed in the message.

---

9034      MESSAGE      Output spooler, LDEV #\: FLABELINFO reported the following file system error while accessing NPCONFIG setup file !.

---

9035      MESSAGE      Output spooler, LDEV #\: Expected fixed, variable, undefined, or bytestream records for NPCONFIG setup file !.

---

9036      MESSAGE      Output spooler, LDEV #\: HPFOPEN error while opening NPCONFIG setup file !.

---

---

9037	MESSAGE	Output spooler, LDEV #\: File system error while FREADING NPCONFIG setup file !.
------	---------	--

---

9038	MESSAGE	Output spooler, LDEV #\: Device does not support page level recovery. Any interrupted document will be entirely reprinted.
------	---------	--

---

9039	MESSAGE	Output spooler, LDEV #\: Socket tracing for spoolfile !, copy ! enabled to file !
------	---------	---

---

9040	MESSAGE	Output spooler, LDEV #\: Socket and transport tracing for spoolfile !, copy ! enabled to file !
------	---------	---

---

9041	MESSAGE	Output spooler, LDEV #\: Check NPCONFIG. The valid range of item "!" is ! to !. The spooler will use the default value, !.
------	---------	--

---

9042	MESSAGE	Output spooler, LDEV #\: Check NPCONFIG. Valid values of item "!" are ! and !. The spooler will use the default value, !.
------	---------	---

---

9401	MESSAGE	Output spooler, LDEV #: Spoolfile error. There is an FCLOSE record which does not have a matching FOPEN record.
------	---------	---

---

9402	MESSAGE	Output spooler, LDEV #: The spooler process is temporarily out of heap space. This checkpoint file cannot be processed properly.
------	---------	--

---

9403	MESSAGE	Output spooler, LDEV #: The spooler encountered an attempt to read the checkpoint file outside of its size.
------	---------	---

---

9404	MESSAGE	Output spooler, LDEV #: The spooler encountered a logical error in interpreting the contents of a checkpoint file.
------	---------	--

---

9405	MESSAGE	Output spooler, LDEV #: The spooler retrieved an entry of unknown type from the checkpoint file queues.
------	---------	---

---

---

9406	MESSAGE	Output spooler, LDEV #: The spooler received a bad status from an FPOINT call while trying to set the EOF for the checkpoint file.
------	---------	--

---

9407	MESSAGE	Output spooler, LDEV #: The spooler received a bad status from an FCONTROL call while trying to set the EOF for the checkpoint file.
------	---------	--

---

9408	MESSAGE	Output spooler, LDEV #: The spooler was asked to purge checkpoint files for a spoolfile which is not an output spoolfile.
------	---------	---

---

9409	MESSAGE	Output spooler, LDEV #: The spooler could not purge the checkpoint files for the spoolfile manager due to an HPDIRECSETUP error.
------	---------	--

---

9410	MESSAGE	Output spooler, LDEV #: The spooler could not purge the checkpoint files for the spoolfile manager due to an HPDIRECREAD error.
------	---------	---

---

9411	MESSAGE	Output spooler, LDEV #: The spooler could not purge the checkpoint files for the spoolfile manager due to an HPFOPEN error.
------	---------	---

---

9412	MESSAGE	Output spooler, LDEV #: The spooler could not purge the checkpoint files for the spoolfile manager due to an FCLOSE error.
------	---------	--

---

9413	MESSAGE	Output spooler, LDEV #: The spooler could not purge the checkpoint files for the spoolfile manager due to an FCLOSE error.
------	---------	--

---

9414	MESSAGE	Output spooler, LDEV #: The spooler could not close the checkpoint files due to an FCLOSE error.
------	---------	--

---

9415	MESSAGE	Output spooler, LDEV #: The spooler could not open the checkpoint file to use while printing a spoolfile.
------	---------	---

---

---

9416	MESSAGE	Output spooler, LDEV #: The spooler encountered a trap while attempting a mapped file write to the checkpoint file.
------	---------	---

---

9417	MESSAGE	Output spooler, LDEV #: The spooler encountered an unknown trap in the checkpoint file write procedure.
------	---------	---

---

9418	MESSAGE	Output spooler, LDEV #: The spooler encountered an unknown trap in the checkpoint file read procedure.
------	---------	--

---

9419	MESSAGE	Output spooler, LDEV #: The spooler encountered an unknown escape while purging checkpoint files for the spoolfile file manager.
------	---------	--

---

9501	MESSAGE	Output spooler, LDEV #: Cannot create the checkpoint file group.
------	---------	--

---

9502	MESSAGE	Output spooler, Device Name !: Cannot retrieve LDEV # or other configuration information.
------	---------	---

---

9503	MESSAGE	Output spooler, LDEV #: Cannot update device configuration tables.
------	---------	--

---

9504	MESSAGE	Output spooler, LDEV #: Could not save special forms information in device configuration tables.
------	---------	--

---

9505	MESSAGE	Output spooler, LDEV #: Cannot open physical device.
------	---------	--

---

9506	MESSAGE	Output spooler, LDEV #: The file system reported an error when the spooler tried to enable the device's reporting status. The spooler cannot continue.
------	---------	--

---

9507	MESSAGE	Output spooler, LDEV #: The file system reported an error when the spooler tried to disable the device's reporting status. The spooler cannot continue.
------	---------	---

---

9508	MESSAGE	Output spooler, LDEV #: Spooler internal error, RECOVER invoked, spooler terminating.
------	---------	---

---

---

9509	MESSAGE	Output spooler, LDEV #: NM message system error. NOTE: This error is never displayed.
9510	MESSAGE	Output spooler, LDEV #: CM message system error. NOTE: This error is never displayed.
9511	MESSAGE	Output spooler, LDEV #: The spooler could not complete output of file !.
9512	MESSAGE	Output spooler, LDEV #: Spoolfile directory error while deferring file !.
9513	MESSAGE	Output spooler, LDEV #: Spoolfile directory error while saving last page number of file ! to be output.
9514	MESSAGE	Output spooler, LDEV #: Unknown directory service error.
9515	MESSAGE	You cannot run the output spooler as a user program.
9516	MESSAGE	Output spooler: The GETINFO intrinsic reported an error while retrieving information about the spooled device. The spooler process cannot continue.
9517	MESSAGE	Output spooler, LDEV #: The FFILEINFO intrinsic reported an error while retrieving a spoolfile name. The spooler process continues without it.
9518	MESSAGE	Output spooler, LDEV #: Error while trying to set spooler state to STOP. The spooler will terminate anyway.
9519	MESSAGE	Output spooler, LDEV #: Error while trying to set spooler state to ACTIVE.
9520	MESSAGE	Output spooler, LDEV #: Error while trying to set spooler state to SUSPEND.

---



---

9521      MESSAGE      Output spooler, LDEV #: Error while trying to set spooler state to IDLE.

---

9522      MESSAGE      Output spooler, LDEV #: Error while trying to set spooler state to START.

---

9523      MESSAGE      Output spooler, LDEV #: The spooler entered the INIT state, illegal once the process has started. Please contact your Hewlett-Packard support representative.

---

9524      MESSAGE      Output spooler, LDEV #: The spooler entered an unknown and illegal state. Please contact your Hewlett-Packard support representative.

---

9525      MESSAGE      Output spooler, LDEV #: Unable to determine next command.

---

9526      MESSAGE      Output spooler, LDEV #: The spooler failed to open an output spoolfile. The spooler will go idle until another file becomes ready or until you enter a command which affects the spooling process.

---

9527      MESSAGE      Output spooler, LDEV #: Internal error while deferring file !, illegal reason for deferral. Please report the spooling subsystem number to your support engineer.

         CAUSE            When the spooler defers a file, it is for one of four causes (each described elsewhere in this document). In this case, the spooler has detected some other cause. This should never happen.

         ACTION           This message indicates a serious error in the code or the system as a whole. Report its number to your HP support representative.

---

9528      MESSAGE      Output spooler, LDEV #: The spooler failed to close spoolfile !.

---

9529      MESSAGE      Output spooler, LDEV #: The spooler detected an error opening or accessing checkpoint file ! for spoolfile !. Operation continues without it.

---

---

9530	MESSAGE	Output spooler, LDEV #: A spoolfile directory error occurred while selecting a file to print.
9531	MESSAGE	Output spooler, LDEV #: A spoolfile directory error occurred while preparing the Header.
9532	MESSAGE	Output spooler, LDEV #: A spoolfile directory error occurred while preparing the Trailer.
9533	MESSAGE	Output spooler, LDEV #: A spoolfile directory error occurred while getting the user's file designator for forms message processing.
9534	MESSAGE	Output spooler, LDEV #: A spoolfile directory error occurred while updating print job statistics during End of Job.
9535	MESSAGE	Output spooler, LDEV #: A spoolfile directory error occurred while obtaining print job information for the system log file.
9536	MESSAGE	Output spooler, LDEV #: A devicefile information error occurred while obtaining print job information for the system log file.
9537	MESSAGE	Output spooler, LDEV #: The system logging subsystem reported an error while obtaining print job information for the system log file.
9538	MESSAGE	Output spooler, LDEV #: The file system reported a device error during Start of Job processing.
9539	MESSAGE	Output spooler, LDEV #: The file system reported a device error during Header processing.
9540	MESSAGE	Output spooler, LDEV #: The file system reported a device error while outputting data.

---

---

9541	MESSAGE	Output spooler, LDEV #: The file system reported a device error while retrieving device status.
9542	MESSAGE	Output spooler, LDEV #: The file system reported a device error during spooler forms message processing.
9543	MESSAGE	Output spooler, LDEV #: The file system reported a device error while printing the error trailer.
9544	MESSAGE	Output spooler, LDEV #: The file system reported a device error during Trailer processing.
9545	MESSAGE	Output spooler, LDEV #: The file system reported a device error during the End of Job processing.
9546	MESSAGE	Output spooler, LDEV #: FCONTROL error.
9547	MESSAGE	Output spooler, LDEV #: FDEVICECONTROL error.
9548	MESSAGE	Output spooler, LDEV #: FREAD error.
9549	MESSAGE	Output spooler, LDEV #: FWRITE error.
9550	MESSAGE	Output spooler, LDEV #: The spooler received an error while waiting for nowait I/O completion.
9551	MESSAGE	Output spooler, LDEV #: The spooler was unable to ;RELEASE the specified file. It remains in KEEP.
9552	MESSAGE	Output spooler, LDEV #: Error while RESUMEing. The spooler will attempt to continue.
9553	MESSAGE	Output spooler, LDEV #: Error while SUSPENDing. The spooler will attempt to continue.

---

---

9554	MESSAGE	Output spooler, LDEV #: The spooler received a port read error.
------	---------	---

---

9555	MESSAGE	Output spooler, LDEV #: The spooler received an invalid message type on its port.
------	---------	---

---

9556	MESSAGE	Output spooler, LDEV #: The spooler received an unexpected escape during normal processing.
------	---------	---

---

9557	MESSAGE	Output spooler, LDEV #: The spooler detected a fatal condition while performing an internal calculation. Please report the spooling subsystem error number to your support engineer.
------	---------	--

---

9558	MESSAGE	Output spooler, LDEV #: The spooler could not access the Spooling Process Information Table (SPIT).
------	---------	---

---

9559	MESSAGE	Output spooler, LDEV #: The spooler failed to update the Spooling Process Information Table (SPIT).
------	---------	---

---

9560	MESSAGE	Output spooler, LDEV #: Spoolfile internal format error, attempted to access beyond file bounds. The file will be deferred.
------	---------	---

---

9561	MESSAGE	Output spooler, LDEV #: Unsupported internal function code "!". Legal values are 1-4 and 64-255.
------	---------	--

---

9562	MESSAGE	Output spooler, LDEV #: The device storage manager reported an invalid device status type "!". Please report the type and the spooling subsystem error number to your support engineer.
------	---------	---

---

9563	MESSAGE	Output spooler, LDEV #: The device reported a parity or self-test error.
------	---------	--

---

9564	MESSAGE	Output spooler, LDEV #: The device has insufficient memory to process data in this file.
------	---------	--

---

---

9565	MESSAGE	Output spooler, LDEV #: The device has reported 100 protocol errors while processing this file.
------	---------	---

---

9566	MESSAGE	Output spooler, LDEV #: The device has reported 100 instances of data overrun while processing this file.
------	---------	---

---

9567	MESSAGE	Output spooler, LDEV#\ : The required HPSP00L account is missing. The spooler cannot continue.
------	---------	--

---

9568	MESSAGE	Output spooler, LDEV #: The spooler could not open CATALOG.PUB.SYS to format the error trailer for SPOOLID #0!. The spooler will continue without printing the error trailer.
	CAUSE	The spooler could not FOPEN CATALOG.PUB.SYS. The reason for this failure is displayed following this message.
	ACTION	Correct the problem with CATALOG.PUB.SYS. This allows the spooler to print future error trailers, however the spooler will not print any error trailers until the problem is corrected.

---

9569	MESSAGE	Output spooler, LDEV #: The GENMESSAGE intrinsic reported error ! while formatting the error trailer for SPOOLID #0!. The spooler will continue without printing the error trailer.
	CAUSE	Self-explanatory.
	ACTION	Determine the cause of the GENMESSAGE error and correct it. This allows the spooler to print future error trailers, however the spooler will not print any error trailers until the problem is corrected.

---

9570	MESSAGE	Output spooler, LDEV #: The spooler detected a non-fatal condition while performing an internal calculation to print the error trailer for SPOOLID #0!. The spooler will continue without finishing the error trailer.
	CAUSE	Corruption in the list of messages which make up the error trailer. The index into the list exceeded the maximum number of possible elements in the list without detection of the end-of-list mark.
	ACTION	Report the message number to your support engineer.

---

---

9571	MESSAGE	Output spooler, LDEV #: Could not set (clear) serial printer transparent mode.
------	---------	--

---

9572	MESSAGE	Output spooler, LDEV #\: Spoolfile ! deferred due to a user command.
	CAUSE	A user entered a SPOOLF <spoolid set>;DEFER or ALTSPoolFILE <spoolid -or- ldev> ; DEFER which referenced the file currently being printed by this device's spooler.
	ACTION	This message is informational. No action is required.

---

9573	MESSAGE	Output spooler, LDEV #\: Spoolfile ! deferred due to a file error or abnormal condition.
	CAUSE	1. The file system reported an error while accessing the spoolfile. 2. The spooler detected internal spoolfile format corruption.
	ACTION	Either of the above reasons generates an appropriate error message. Correct the situation if possible, then SPOOLF ... ;UNDEFER the file to try to reprint the file.

---

9574	MESSAGE	Output spooler, LDEV #\: The spooler was unable to send a message to its port.
	CAUSE	The MPE/iX Ports Facility returned an error status to the spooler. The spooler process will terminate.
	ACTION	This should never happen. If it does, record all displayed messages, restart the spooler process and contact your Hewlett-Packard representative.

---

9575	MESSAGE	Output spooler, LDEV #\: Error while trying to set spooler state to SUSPEND PENDING.
	CAUSE	An internal routine which modifies the running state of the spooler process reported an error status to the spooler. The spooler process will terminate.
	ACTION	This should never happen. If it does, record all displayed messages, restart the spooler process and contact your Hewlett-Packard representative.

---

9576	MESSAGE	Output spooler, LDEV #\: The spooler was unable to flush its data to the printer due to a closed connection socket.
------	---------	---

---

---

9578	MESSAGE	Output spooler, LDEV #\: Error while performing the TCP graceful release handshake on the printer connection.
------	---------	---

---

9579	MESSAGE	Output spooler, LDEV #\: Error while waiting for the printer to flush its buffered data.
------	---------	--

---

9580	MESSAGE	Output spooler, LDEV #\: Unable to complete ABORTIO request to the printer connection socket.
------	---------	---

---

9581	MESSAGE	Output spooler, LDEV #\: IPC error while trying to close the printer connection socket. IPCSHUTDOWN error !: !!
------	---------	---

---

9582	MESSAGE	Output spooler, LDEV #\: IPC error while trying to open a printer connection socket. ADDOPT error !: !!
------	---------	---

---

9583	MESSAGE	Output spooler, LDEV #\: IPC error while trying to open a printer connection socket. IPCDEST error !: !!
------	---------	--

---

9584	MESSAGE	Output spooler, LDEV #\: IPC error while trying to write to the printer connection socket. IPCSEND error !: !!
------	---------	--

---

9585	MESSAGE	Output spooler, LDEV #\: IPC error while trying to open a printer connection socket. IPCCONNECT error !: !!
------	---------	---

---

9586	MESSAGE	Output spooler, LDEV #\: IOWAIT message destination error, sent to (spooler) port !, intended for port !.
------	---------	---

---

9587	MESSAGE	Output spooler, LDEV #\: IPC error while initializing a printer connection socket. IPCRECV error !: !!
------	---------	--

---

9588	MESSAGE	Output spooler, LDEV #\: IPC error while enabling or aborting a nowait I/O socket request. IPCCONTROL error !: !!
------	---------	---

---

9589	MESSAGE	Output spooler, LDEV #\: Could not identify a network address for this printer. The spooler will terminate. Check NPCONFIG.PUB.SYS.
------	---------	---

---

---

9590	MESSAGE	Output spooler, LDEV #\: The IOWAIT intrinsic reported a printer socket error, or an ABORTIO request was received.
------	---------	--

---

9591	MESSAGE	Output spooler, LDEV #\: Internal error, buffer not available as expected.
------	---------	--

---

9592	MESSAGE	Output spooler, LDEV #\: Failed to send buffered data to printer socket.
------	---------	--

---

9593	MESSAGE	Output spooler, LDEV #\: I/O aborted by user command.
------	---------	---

---

9594	MESSAGE	Output spooler, LDEV #\: The IOWAIT intrinsic reported condition code !.
------	---------	--

---

9595	MESSAGE	Output spooler, LDEV #\: Internal error, the IOWAIT intrinsic completed a request with a 0 file descriptor.
------	---------	---

---

9596	MESSAGE	Output spooler, LDEV #\: IPC error while reading printer status. IPCRECV error !: !!
------	---------	--

---

9597	MESSAGE	Output spooler, LDEV #\: The IOWAIT intrinsic reported I/O completion on file descriptor !, expected IOWAIT file descriptor ! or printer socket file descriptor !.
------	---------	--

---

9598	MESSAGE	Output spooler, LDEV #\: Failed to write PJI JOB command to printer. Check other error messages.
------	---------	--

---

9599	MESSAGE	Output spooler, LDEV #\: During spooler initialization, failed to get PLFD entry for use by IOWAIT port. The spooler will terminate.
------	---------	--

---

9600	MESSAGE	Output spooler, LDEV #\: During spooler initialization, failed to create OWAIT port. The spooler will terminate.
------	---------	--

---

9601	MESSAGE	Output spooler, LDEV #\: Network printer internal message identifier mismatch, ID was '!', expected '!'.
------	---------	--

---



---

9602	MESSAGE	Output spooler, LDEV #\: Internal IOWAIT message type "!" is not valid in this context.
------	---------	---

---

9603	MESSAGE	Output spooler, LDEV #\: Invalid IOWAIT message type.
------	---------	---

---

9604	MESSAGE	Output spooler, LDEV #\: Failed to obtain a system timer entry.
------	---------	---

---

9605	MESSAGE	Output spooler, LDEV #\: The IOWAIT intrinsic reported I/O completion on file descriptor !, expected IOWAIT file descriptor !."
------	---------	---

---

9606	MESSAGE	Output spooler, LDEV #\: Failed to abort a timer request.
------	---------	---

---

9607	MESSAGE	Output spooler, LDEV #\: During spooler initialization, failed to locate IOWAIT completion routine. The spooler will terminate.
------	---------	---

---

9608	MESSAGE	Output spooler, LDEV #\: Unable to flush ! pending completions from IOWAIT port ! prior to spooler shutdown.
------	---------	--

---

9609	MESSAGE	Output spooler, LDEV #\: Failed to write PJL USTATUS command to printer. Check other error messages.
------	---------	--

---

9610	MESSAGE	Output spooler, LDEV #\: Unable to flush all data to printer at end of spool file.
------	---------	--

---

9611	MESSAGE	Output spooler, LDEV #\: During spooler initialization, could not notify the LDEV's logical device manager. The spooler will terminate.
------	---------	---

---

9612	MESSAGE	Output spooler, LDEV #\: During spooler termination, could not notify the LDEV's logical device manager.
------	---------	--

---

9613	MESSAGE	Output spooler, LDEV #\: Sequence error, buffered data remains to be printed after the printer connection has been released.
------	---------	--

---

---

9614	MESSAGE	Output spooler, LDEV #\: Unable to close printer socket. The spooler will try to continue with the present connection.
9615	MESSAGE	Output spooler, LDEV #\: Error while waiting for internal timed event to end.
9616	MESSAGE	Output spooler, LDEV #\: Received an error at line ! of NPCONFIG.PUB.SYS while retrieving configuration information.
9617	MESSAGE	Output spooler, LDEV #\: Failed to release timer entry !.
9618	MESSAGE	Output spooler, LDEV #\: Could not write ending PJJL commands to printer.
9619	MESSAGE	Output spooler, LDEV #\: File system error: !!
9620	MESSAGE	Output spooler, LDEV #\: The ! bytes of PJJL printer status exceed the ! bytes available to hold it.
9621	MESSAGE	Output spooler, LDEV #\: The PJJL information returned from the printer contains a syntax error. The first ! (max) bytes are shown: !
9622	MESSAGE	Output spooler, LDEV #\: Unable to deallocate heap space used while processing NPCONFIG items. The spooler will continue.
9623	MESSAGE	Output spooler, LDEV #\: Unable to open network printer configuration file NPCONFIG.PUB.SYS.
9624	MESSAGE	Output spooler, LDEV #\: Internal error, NPCONFIG processing routines detected an LDEV number outside the range of 1 to 10000000.
9625	MESSAGE	Output spooler, LDEV #\: No entry for this LDEV in NPCONFIG.PUB.SYS.

---

---

9626	MESSAGE	Output spooler, LDEV #\: Syntax error in NPCONFIG.PUB.SYS, missing LDEV specification.
------	---------	--

---

9627	MESSAGE	Output spooler, LDEV #\: Syntax error in NPCONFIG.PUB.SYS, missing closing parenthesis.
------	---------	---

---

9628	MESSAGE	Output spooler, LDEV #\: Syntax error in NPCONFIG.PUB.SYS, missing opening parenthesis.
------	---------	---

---

9629	MESSAGE	Output spooler, LDEV #\: Syntax error in NPCONFIG.PUB.SYS, unexpected opening parenthesis.
------	---------	--

---

9630	MESSAGE	Output spooler, LDEV #\: Syntax error in NPCONFIG.PUB.SYS, unexpected closing parenthesis.
------	---------	--

---

9631	MESSAGE	Output spooler, LDEV #\: Syntax error in NPCONFIG.PUB.SYS, missing equal sign (=).
------	---------	--

---

9632	MESSAGE	Output spooler, LDEV #\: Syntax error in NPCONFIG.PUB.SYS, unexpected equal sign (=).
------	---------	---

---

9633	MESSAGE	Output spooler, LDEV #\: Syntax error in NPCONFIG.PUB.SYS.
------	---------	--

---

9634	MESSAGE	Output spooler, LDEV #\: Internal error in NPCONFIG parser, parser stack overflow.
------	---------	--

---

9635	MESSAGE	Output spooler, LDEV #\: Internal error in NPCONFIG parser.
------	---------	---

---

9636	MESSAGE	Output spooler, LDEV #\: Error while switching the printer into its PCL personality.
------	---------	--

---

9637	MESSAGE	Output spooler, LDEV #\: Could not flush buffered data to printer at end-of-job.
------	---------	--

---

---

9638	MESSAGE	Output spooler, LDEV #\: Error while waiting for printer to process all data during end-of-job.
9639	MESSAGE	Output spooler, LDEV #\: The spooler was unable to write its data to the printer due to a closed connection socket.
9640	MESSAGE	Output spooler, LDEV #\: The spooler detected an unexpected open connection socket. The spooler will close the socket and continue.
9641	MESSAGE	Output spooler, LDEV #\: The spooler detected unprinted data in its internal buffers. Some output may have been lost.
9642	MESSAGE	Output spooler, LDEV #\: Failed to open the debug log file. The spooler will continue, but will not log any events.
9643	MESSAGE	Output spooler, LDEV #\: Failed while writing to the debug log file. The spooler will continue, but will not log any more events.
9644	MESSAGE	Output spooler, LDEV #\: Failed to close the debug log file.
9645	MESSAGE	Output spooler, LDEV #\: Failed to reset the printer at start of either header, data, or trailer.
9646	MESSAGE	Output spooler, LDEV #\: The IPCRECV intrinsic reported error ! while waiting for a generic event completion. The error text is: !!
9647	MESSAGE	Output spooler, LDEV #\: Unable to reconnect to printer socket after an abnormal disconnection.
9648	MESSAGE	Output spooler, LDEV #\: Failed to setup internal data structures for printer SNMP requests due to previous error(s).

---

---

9649	MESSAGE	Output spooler, LDEV #\ : Failed to close the UDP socket used for printer status requests.
------	---------	--

---

9650	MESSAGE	Output spooler, LDEV #\ : Error while writing to printer display panel.
------	---------	---

---

9651	MESSAGE	Output spooler, LDEV #\ : Network error or write error while downloading NPCONFIG setup file !.
------	---------	---

---

9652	MESSAGE	Output spooler, LDEV #\ : Non-spooling subsystem error while processing NPCONFIG setup file !.
------	---------	--

---

9653	MESSAGE	Output spooler, LDEV #\ : Internal error while downloading setup file, CREATE_OBJECT call failed. Please report the spooling subsystem error number to your support engineer.
------	---------	---

---

9654	MESSAGE	Output spooler, LDEV #\ : Internal error while downloading setup file, RELEASE_OBJECT call failed. Please report the spooling subsystem error number to your support engineer.
------	---------	--

---

9655	MESSAGE	Output spooler, LDEV #\ : Spool file ! deferred due to a setup file error or abnormal condition.
------	---------	--

---

9656	MESSAGE	Output spooler, LDEV #\ : SNMP error ! reported while retrieving printer status.
------	---------	--

---

9657	MESSAGE	Output spooler, LDEV #\ : Failed to write PJI ECHO command to printer. Check other error messages.
------	---------	--

---

9658	MESSAGE	Output spooler, LDEV #\ : Operator intervention required. Printer reports the following device status: !!!
------	---------	--

---

9659	MESSAGE	Output spooler, LDEV #\ : SNMP query returned a status word with known_state bit not set. Device status cannot be processed.
------	---------	--

---

---

9660	MESSAGE	Output spooler, LDEV #\: Printer device is not responding. Either the device is not operational or possible network problem.
------	---------	--

---

9661	MESSAGE	Output spooler, LDEV #\: Network transport must be started for network printers to work. Socket error ! reported by IPCCREATE intrinsic: !!
------	---------	---

---

9662	MESSAGE	Output spooler, LDEV #\: Cannot communicate with network printer. Check network xport config, NPONFIG.PUB.SYS, xport and links started status, intermediate network, and printer status.
------	---------	--

---

9663	MESSAGE	Output spooler, LDEV #\: Failed to create a call socket bound to TCP-protocol.
------	---------	--

---

9664	MESSAGE	Output spooler, LDEV #\: Failed to enable socket tracing. Sockets status !, Node Management Services status NMERR !.
------	---------	--

---

9665	MESSAGE	Output spooler, LDEV #\: Domain name resolver return status nodename is unknown (HOST_NOT_FOUND). Printer nodename lookup failed.
------	---------	---

---

9666	MESSAGE	Output spooler, LDEV #\: Domain name resolver return status nameserver not responding (TRY_AGAIN). Printer nodename lookup failed.
------	---------	--

---

9667	MESSAGE	Output spooler, LDEV #\: Some unexpected domain name resolver error was encountered (NO_RECOVERY). Printer nodename lookup failed.
------	---------	--

---

9668	MESSAGE	Output spooler, LDEV #\: Domain name resolver return status incomplete data for requested node (NO_DATA). Printer nodename lookup failed.
------	---------	---

---

9669	MESSAGE	Output spooler, LDEV #\: Unknown domain name resolver error was encountered. Printer nodename lookup failed.
------	---------	--

---

---

9670	MESSAGE	Output spooler, LDEV #\: The program_file item of NPCONFIG.PUB.SYS must be either OUTSPTJ.PUB.SYS or /SYS/PUB/OUTSPTJ (case sensitive).
------	---------	---

---

9671	MESSAGE	Output spooler, LDEV #\: The run_priority item of NPCONFIG.PUB.SYS must be one of BS, CS, DS, or ES. The spooler will use the default value (CS).
------	---------	---

---

9901	MESSAGE	Output spooler, LDEV #: I/O error, the FCONTROL intrinsic failed while creating the checkpoint file group.
------	---------	--

---

9902	MESSAGE	Output spooler, LDEV #: I/O error, the FDEVICECONTROL intrinsic failed.
------	---------	---

---

9903	MESSAGE	Output spooler, LDEV #: The spooler encountered an unexpected escape while processing an FOPEN or FCLOSE. The escape code is pushed on the stack.
------	---------	---

---

9904	MESSAGE	Output spooler, LDEV #: The spooler encountered an unexpected escape while processing an FCLOSE. The escape code is pushed on the stack.
------	---------	--

---

10750	MESSAGE	Command string contains an invalid PURGE option.
	CAUSE	The PURGE option on the OUTPUT command of the SPXFER utility was incorrectly specified.
	ACTION	Check and correct the spelling and/or syntax of the OUTPUT command.

---

10751	MESSAGE	File specifier too long in command string.
-------	---------	--

---

10752	MESSAGE	Invalid command name.
-------	---------	-----------------------

---

10753	MESSAGE	Invalid tape filename in command string.
-------	---------	--

---

10754	MESSAGE	Invalid user name in command string.
-------	---------	--------------------------------------

---

10755	MESSAGE	Invalid command syntax.
-------	---------	-------------------------

---

---

10756	MESSAGE	Invalid delimiter in command string.
-------	---------	--------------------------------------

---

10757	MESSAGE	Keyword missing in command string.
-------	---------	------------------------------------

---

10758	MESSAGE	Invalid parameters in command string.
-------	---------	---------------------------------------

---

10759	MESSAGE	Command is too long.
-------	---------	----------------------

---

10760	MESSAGE	An error has been returned by MYCOMMAND.
-------	---------	--

---

10761	MESSAGE	Terminal I/O error.
-------	---------	---------------------

---

10762	MESSAGE	No files were found under the specified USER.ACCOUNT.
-------	---------	---

---

10763	MESSAGE	Unable to open tape device.
-------	---------	-----------------------------

---

10764	MESSAGE	Cannot open spoolfile on disc.
-------	---------	--------------------------------

---

10765	MESSAGE	Invalid tape format.
-------	---------	----------------------

---

10766	MESSAGE	Error while reading tape.
-------	---------	---------------------------

---

10773	MESSAGE	EOF mark not found.
-------	---------	---------------------

---

10774	MESSAGE	Wrong reel - incorrect tape label.
-------	---------	------------------------------------

---

10775	MESSAGE	Wrong real - incorrect reel number.
-------	---------	-------------------------------------

---

10776	MESSAGE	Wrong reel - incorrect SPOOK version.
-------	---------	---------------------------------------

---

10777	MESSAGE	Unable to close tape device.
-------	---------	------------------------------

---

10778	MESSAGE	Error while reading file.
-------	---------	---------------------------

---



---

10779	MESSAGE	Error while writing file.
-------	---------	---------------------------

---

10780	MESSAGE	Error while writing to tape.
-------	---------	------------------------------

---

10781	MESSAGE	File not found.
-------	---------	-----------------

---

10782	MESSAGE	Invalid file ID.
-------	---------	------------------

---

10785	MESSAGE	Insufficient capability.
-------	---------	--------------------------

---

10786	MESSAGE	Unexpected end of tape encountered.
-------	---------	-------------------------------------

---

10787	MESSAGE	Wrong reel has been mounted.
-------	---------	------------------------------

---

10788	MESSAGE	Multi reel abort.
-------	---------	-------------------

---

10789	MESSAGE	Error occurred while accessing Native Mode device files.
-------	---------	--

---

10790	MESSAGE	Error in SPOOK tape Device Class Directory.
-------	---------	---

---

10791	MESSAGE	Invalid spoolfile block format.
-------	---------	---------------------------------

---

10792	MESSAGE	Error while delimiting device name.
-------	---------	-------------------------------------

---

10793	MESSAGE	Cannot get UFID.
-------	---------	------------------

---

10794	MESSAGE	Cannot get spoolfile ID.
-------	---------	--------------------------

---

10795	MESSAGE	Error returned by FCONTROL.
-------	---------	-----------------------------

---

10796	MESSAGE	Error returned by FFILEINFO.
-------	---------	------------------------------

---

10797	MESSAGE	Cannot open spoolfile on system disc.
-------	---------	---------------------------------------

---

---

10798	MESSAGE	Cannot close spoolfile on system disc.
-------	---------	--

---

10799	MESSAGE	Error returned by SP_FM_SET.
-------	---------	------------------------------

---

10800	MESSAGE	Invalid target device.
-------	---------	------------------------

---

10801	MESSAGE	SPOOKTAPE Device Directory overflow.
-------	---------	--------------------------------------

---

10802	MESSAGE	Error returned by FCHECK.
-------	---------	---------------------------

---

10803	MESSAGE	Error returned by SP_FM_INFO.
-------	---------	-------------------------------

---

10804	MESSAGE	Cannot open STDLIST.
-------	---------	----------------------

---

10805	MESSAGE	Error returned by Job/Session Procedures.
-------	---------	---

---

32765	MESSAGE	Native Mode Spooler message !.
-------	---------	--------------------------------

---

32766	MESSAGE	Native Mode Spooler message !.
-------	---------	--------------------------------

---

## Page Printer

---

### (D467ERR)

---

1	MESSAGE	268X PAGE PRINTER IS NOT CONFIGURED INTO THIS SYSTEM. (D467ERR 1)
---	---------	--

---

2	MESSAGE	268X PAGE PRINTER IS CONFIGURED AS LDEV NUMBERS: ! ! ! ! ! (D467MSG 2)
---	---------	---

---

3	MESSAGE	DATA RECEIVED = ! SHOULD BE ! (D467MSG 3)
---	---------	---

---

4	MESSAGE	ENTER LDEV OF UNIT TO BE TESTED. (D467MSG 4)
---	---------	--

---

5	MESSAGE	USER MUST HAVE OPERATOR OR SYSTEM MANAGER CAPABILITIES TO RUN THIS VERIFIER. (D467ERR 5)
---	---------	---

---

6	MESSAGE	SER MUST HAVE PM CAPABILITY TO RUN THIS VERIFIER. (D467ERR 6)
---	---------	--

---

7	MESSAGE	COMMAND INTRINSIC FAILURE - ERROR CODE = ! (D467ERR 7)
---	---------	--

---

8	MESSAGE	THE VERIFIER WILL STOP SPOOLING TO THE 268X PAGE PRINTER. (D467MSG 8)
---	---------	--

---

9	MESSAGE	SPOOLING TO LDEV \ (268X PRINTER) WAS STOPPED BY THE VERIFIER. (D467MSG 9)
---	---------	---

---

10	MESSAGE	SPOOLING TO LDEV \ (268X PRINTER) WAS SUSPENDED BY THE VERIFIER. (D467MSG 10)
----	---------	--

---

---

11	MESSAGE	SPOOLING TO LDEV \ (268X PRINTER) WAS RESTARTED BY THE VERIFIER. (D467MSG 11)
----	---------	---

---

12	MESSAGE	LDEV \ (268X PRINTER) WAS PLACED INTO DIAGNOSTIC MODE BY THE VERIFIER. (D467MSG 12)
----	---------	---

---

13	MESSAGE	LDEV \ (268X PRINTER) RELEASED FROM DIAGNOSTIC MODE BY THE VERIFIER. (D467MSG 13)
----	---------	---

---

14	MESSAGE	STATE OF LDEV \ (268X PRINTER) WAS ALTERED DURING EXECUTION OF THE VERIFIER. (D467MSG 14)
----	---------	---

---

15	MESSAGE	LDEV ! ENTERED WAS NOT CORRECT. (D467ERR 15)
----	---------	--

---

16	MESSAGE	LDEV ! (268X PAGE PRINTER) HAS AN ACTIVE JOB IN PROCESS. THE VERIFIER WILL WAIT FOR COMPLETION. IF YOU WISH TO TERMINATE THE VERIFIER ENTER "CONTROL Y". (D467MSG 16)
----	---------	---

---

17	MESSAGE	ERROR IN STEP ! (D467ERR 17)
----	---------	------------------------------

---

18	MESSAGE	ATTEMPT TO OBTAIN DRT NUMBER FOR LDEV ! FAILED. (D467ERR 18)
----	---------	--

---

19	MESSAGE	ATTEMPT TO OBTAIN CPU TYPE FAILED. UNABLE TO CONTINUE. (D467ERR 19)
----	---------	---

---

20	MESSAGE	ERROR DETECTED WHILE ATTEMPTING TO DISABLE SYSTEM BREAK FROM USERS TERMINAL. (D467ERR 20)
----	---------	---

---

21	MESSAGE	DO YOU WANT TO ABORT THIS VERIFIER (D467A) (Y/N)?
----	---------	---

---

22	MESSAGE	ATTEMPT TO ENABLE CONTROL Y BREAK FROM USERS TERMINAL FAILED. (D467ERR 22)
----	---------	--

---

23	MESSAGE	REQUEST ABORTED EXTERNALLY. (D467ERR 11)
----	---------	--

---

---

24	MESSAGE	READ MESSAGE BEING DISPLAYED ON THE PAGE PRINTER. (D467ERR 24)
25	MESSAGE	SYSTEM POWER FAILURE. (D467ERR 25)
26	MESSAGE	INVALID SPOOLFILE RECORD SIZE. (D467ERR 26)
27	MESSAGE	PAGE PRINTER COMPLETED "POWER UP" SEQUENCE. (D467ERR 27)
28	MESSAGE	TRANSMISSION ERROR DETECTED IN THE PRINTER. (D467ERR 28)
29	MESSAGE	AN ATTEMPT WAS MADE TO USE THE MULTI-COPY FORMS TABLE WITHOUT ONE BEING LOADED. (D467ERR 29)
30	MESSAGE	INVALID REQUEST, FUNCTION OR PARAMETER. (D467ERR 30)
31	MESSAGE	TRANSFER ERROR. (D467ERR 31)
32	MESSAGE	I/O TIMED OUT BEFORE COMPLETION (SOFTWARE TIMEOUT). (D467ERR 32)
33	MESSAGE	SIO FAILURE. (D467ERR 33)
34	MESSAGE	HARDWARE MALFUNCTION IN THE PAGE PRINTER. (D467ERR 34)
35	MESSAGE	SYSTEM FAILURE - NO MESSAGE LINK BUFFERS AVAILABLE FOR DRIVER. (D467ERR 35)
36	MESSAGE	NO RESPONSE FROM CONTROLLER INTERFACE. (D467ERR 36)
37	MESSAGE	MAXIMUM NUMBER OF COPIES PER PHYSICAL PAGE HAS BEEN EXCEEDED. (D467ERR 37)
38	MESSAGE	A COMMAND OR FUNCTION CODE WAS RECEIVED WHEN A JOB WAS NOT IN PROGRESS. (D467ERR 38)

---

---

39	MESSAGE	NO MEMORY AVAILABLE. MAIN MEMORY IS FULL OF DATA, FORMS, VFC'S OR CHARACTER SETS. (D467ERR 39)
----	---------	--

---

40	MESSAGE	A VFC IS SELECTED BY AN LPT ENTRY (WORD 10-BASE CHARACTER HEIGHT) THAT IS <= 0. (D467ERR 40)
----	---------	--

---

41	MESSAGE	NO MEMORY AVAILABLE FOR ATTEMPTED CHARATER SET LOAD. (D467ERR 41)
----	---------	---

---

42	MESSAGE	NO MEMORY AVAILABLE FOR ATTEMPTED FORM LOAD. (D467ERR 42)
----	---------	---

---

43	MESSAGE	NO MEMORY AVAILABLE FOR ATTEMPTED VFC LOAD. (D467ERR 43)
----	---------	--

---

44	MESSAGE	ATTEMPT TO SELECT UNDEFINED CHARACTER SET. (D467ERR 44)
----	---------	---

---

45	MESSAGE	ATTEMPT TO SELECT UNDEFINED FORM. (D467ERR 45)
----	---------	--

---

46	MESSAGE	ATTEMPT TO SELECT UNDEFINED VFC. (D467ERR 46)
----	---------	---

---

47	MESSAGE	ATTEMPT TO SELECT AN ILLEGAL LOGICAL PAGE TABLE ENTRY. (D467ERR 47)
----	---------	---

---

48	MESSAGE	ATTEMPT TO MOVE PEN OFF LOGICAL PAGE (D467ERR 48)
----	---------	---

---

49	MESSAGE	PRINTER COULDN'T PROCESS DATA BEFORE TRANSFER TO DRUM/PAPER. (D467ERR 49)
----	---------	---

---

50	MESSAGE	DATA BLOCK TRANSMITTED TO PRINTER CONTAINS A FORMAT ERROR IN RECORD ! ON SHEET NUMBER !. (D467ERR 50)
----	---------	---

---

51	MESSAGE	ERROR IN STEP ! - OPERATION = ! (D467ERR 51)
----	---------	--

---

52	MESSAGE	CPVA ERROR - ! (D467ERR 52)
----	---------	-----------------------------

---

53	MESSAGE	ERROR CODE = ! (D467ERR 53)
----	---------	-----------------------------

---

---

54        MESSAGE        INTERRUPT INSTRUCTION IN WORD 0. (D467ERR 54)

---

55        MESSAGE        268X MEMORY SIZE = !K WORDS    DCS FIRMWARE DATECODE = !

---

56        MESSAGE        NUMBER OF VFC'S LOADED = !    NUMBER OF FORMS LOADED = !

---

57        MESSAGE        PAGE LENGTH = !! INCHES (!! CM)    !

---

58        MESSAGE        NUMBER OF CHARACTER SETS LOADED = !

---

59        MESSAGE        NUMBER OF ERRORS ON THE LAST JOB = !

---

60        MESSAGE        NUMBER OF CHARACTERS NOT PRINTED ON THE LAST JOB = !

---

61        MESSAGE        PAGE WIDTH = !! INCHES (!! CM)

---

62        MESSAGE        TYPE GO TO CONTINUE. (D467MSG 62)

---

63        MESSAGE        PRINTER IS OFFLINE.

---

64        MESSAGE        FOPEN ON USER TERMINAL FAILED - ERROR NUMBER = ! (D467ERR  
64)

---

65        MESSAGE        TEST ! COMPLETE (D467MSG 65)

---

66        MESSAGE        SELECTING AN UNDEFINED ! DID NOT PRODUCE AN ERROR.  
(D467ERR 66)

---

67        MESSAGE        PRINTER IS IN THE STOP MODE. PRESS RUN KEY ON THE PRINTER.  
(D467MSG 67)

---

68        MESSAGE        ONLINE STATUS WAS NOT DETECTED. PROGRAM WILL ABORT.  
(D467ERR 68)

---

---

70	MESSAGE	DO YOU WANT TO CONTINUE TESTING THIS UNIT (Y/N)? (D467MSG 70)
----	---------	---

---

71	MESSAGE	PRESS RUN KEY ON THE PRINTER. (D467MSG 71)
----	---------	--

---

72	MESSAGE	Probable cause is: 1) The 268X is not powered up, connected or configured properly. 2) The GIC or the I/O board in the 268X is defective.
----	---------	---

---

73	MESSAGE	DEVICE IDENTIFY CODE = ! Probable cause is: 1) The 268X I/O board is defective. 2) The GIC or the HPIB cable is defective. 3) The 268X is not configured properly. 4) Two units have the same device number.
----	---------	--

---

75	MESSAGE	PARITY ERROR DETECTED ON PHI COMMAND. (D467ERR 75)
----	---------	--

---

76	MESSAGE	SELFTEST RESULTS = ! (D467ERR 76)
----	---------	-----------------------------------

---

77	MESSAGE	PRINTER IS STILL OWNED BY THE SPOOLER AFTER A 20 SECOND DELAY. PROGRAM WILL ABORT. (D467MSG 77)
----	---------	---

---

78	MESSAGE	SHOULD BE !
----	---------	-------------

---

92	MESSAGE	DCS DATA PROCESSOR TEST FAILED. REPLACE THE DATA PROCESSOR BOARD (D467ERR 92)
----	---------	---

---

93	MESSAGE	DCS EXTERNAL REGISTER TEST FAILED. REPLACE THE DATA PROCESSOR BOARD (D467ERR 93)
----	---------	--

---

94	MESSAGE	PRINTER MEMORY TEST FAILED. RUN CE KEYBOARD TESTS. (D467ERR 94)
----	---------	---

---

95	MESSAGE	DCS DMA TEST FAILED. REPLACE THE I/O BOARD. (D467ERR 95)
----	---------	--

---

96	MESSAGE	DCS PHI(HPIB) CHIP TEST FAILED. REPLACE THE I/O BOARD. (D467ERR 96)
----	---------	---

---



---

97	MESSAGE	DCS CHARACTER BLOCK PROCESSOR TEST FAILED. REPLACE THE CHARACTER BLOCK PROCESSOR BOARD. (D467ERR 97)
----	---------	--

---

98	MESSAGE	UNDEFINED SELFTEST ERROR, BIT !, WAS DETECTED. (D467ERR 98)
----	---------	---

---

511	MESSAGE	CONDITION CODE IS < FOR PICTURE FILE ! (D467ERR 511)
-----	---------	--

---

524	MESSAGE	PRINTER ACCEPTED A CHARACTER SET LOAD WHEN THERE WASN'T ANY MEMORY AVAILABLE FOR IT (I/O STATUS WORD 4 BIT 0). (D467ERR 524)
-----	---------	--

---

528	MESSAGE	ATTEMPT TO SATURATE THE CHARACTER BLOCK PROCESSOR FAILED (I/O STATUS WORD 4 BIT 8). (D467ERR 528)
-----	---------	---

---

530	MESSAGE	ATTEMPT TO COPY MORE THAN THE MAXIMUM NUMBER OF COPIES PER PAGE FAILED (I/O STATUS WORD 4 BIT 11). (D467ERR 530)
-----	---------	--

---

532	MESSAGE	PRINTER DOESN'T DETECT AN INVALID SPOOLFILE RECORD (D467ERR 532)
-----	---------	--

---

534	MESSAGE	PRINTER ACCEPTED A ! LOAD WHEN THERE WAS NOT ANY MEMORY AVAILABLE FOR IT (I/O STATUS WORD 4 BIT !). (D467ERR 534)
-----	---------	---

---

542	MESSAGE	OFFLINE MODE WAS NOT DETECTED (I/O STATUS WORD 1 BIT 1). (D467ERR 542)
-----	---------	--

---

550	MESSAGE	POWER UP STATUS WAS NOT DETECTED (D467ERR 550)
-----	---------	--

---

552	MESSAGE	A SKIP TO A NON-EXISTENT VFC CHANNEL OCCURRED. (D467ERR 552)
-----	---------	--

---

554	MESSAGE	UNEXPECTED DRIVER TYPE ! RESPONSE DETECTED. (D467ERR 554)
-----	---------	---

---

---

556        MESSAGE        TIMEOUT FOR DIAGNOSTIC REQUEST. RESPONSE WAS NOT DETECTED  
WITHIN ! SECONDS. (D467ERR 556)

---

571        MESSAGE        VERIFIER HAD ! UNSUCCESSFUL ATTEMPTS TO CLOSE THIS JOB.  
IMMEDIATE JOB ABORT WAS ISSUED. (D467ERR 571)

---

572        MESSAGE        DATA WAS PROCESSED USING A DELETED CHARACTER SET (I/O  
STATUS WORD 5 BIT 2 NOT SET). (D467ERR 572)

---

582        MESSAGE        PRINTER ACCEPTED COMMANDS WITHOUT A JOB OPEN (I/O STATUS  
WORD 4 BIT 12 NOT SET). (D467ERR 582)

---

586        MESSAGE        SETTING THE BASE CHARACTER HEIGHT (LPT WORD 10) TO -1 DID  
NOT CREATE AN ERROR. (I/O STATUS WORD 4 BIT 14). (D467ERR  
586)

---

588        MESSAGE        ATTEMPT TO SKIP TO A VFC CHANNEL CONTAINING ALL ZEROS DID  
NOT PRODUCE AN ERROR (I/O STATUS WORD 4 BIT 15). (D467ERR  
588)

---

592        MESSAGE        PAGE SIZE (LENGTH) ERROR WAS NOT DETECTED (I/O STATUS WORD  
5 BIT 1 NOT SET). (D467ERR 592)

---

594        MESSAGE        LOGICAL PAGE TRUNCATED ERROR WAS NOT DETECTED (I/O STATUS  
WORD 5 BIT 0 NOT SET). (D467ERR 594)

---

596        MESSAGE        MISSING MULTI-COPY FORMS TABLE ERROR WAS NOT DETECTED (I/O  
STATUS WORD 4 BIT 10). (D467ERR 596)

---

614        MESSAGE        ATTEMPT TO CAUSE "NOT ENOUGH MEMORY FOR PICTURE DOWNLOAD"  
FAILED. (IO STATUS WORD 6 BIT 0). (D467ERR 614)

---

615        MESSAGE        ENVIRONMENTAL STATUS SHOWS INCORRECT NUMBER OF PICTURE  
FILES LOADED. #= !; SHOULD BE ! (D467ERR 615)

---

616        MESSAGE        ATTEMPT TO CAUSE ENV STATUS WORD 9 BIT 1 ERROR FAILED.  
(PICTURE PRINT FAILED DUE TO MISSALIGNMENT) (D467ERR 616)

---

---

617	MESSAGE	ATTEMPT TO CAUSE IO STATUS WORD 6 BIT 2 ERROR FAILED. (ATTEMPT TO PRINT NON-EXISTANT PICTURE) (D467ERR 617)
618	MESSAGE	NOT ENOUGH MEMORY FOR PICTURE DOWNLOAD (D467ERR 618)
619	MESSAGE	ATTEMPT TO PRINT MORE THAN 64 PICTURES ON A PHYSICAL PAGE. (D467ERR 619)
620	MESSAGE	ATTEMPT TO PRINT A PICTURE WHICH IS NOT PRESENT. (D467ERR 620)
623	MESSAGE	PRINTER ACCEPTED A PICTURE LOAD WHEN THERE WAS NOT ANY MEMORY AVAILABLE FOR IT (I/O STATUS WORD 6 BIT 0). (D467ERR 623)
624	MESSAGE	ATTEMPT TO CAUSE "ATTEMPT TO PRINT MORE THAN 64 PICTURES ON A PHYSICAL PAGE" FAILED. (IO STATUS WORD 6 BIT 1) (D467ERR 624)

---



## Page Printer Device Manager

---

### (Subsystem 130)

---

---

252	MESSAGE	The PAGE PRINTER I/O MANAGER detected an internal software error.
	CAUSE	Internal error.
	ACTION	Call your support representative.

---

253	MESSAGE	The PAGE PRINTER I/O MANAGER was unable to release an I/O MESSAGE frame.
	CAUSE	Internal error.
	ACTION	Call your support representative.

---

254	MESSAGE	The PAGE PRINTER I/O MANAGER was not able to send an I/O MESSAGE to another I/O MANAGER.
	CAUSE	Internal error.
	ACTION	Call your support representative.

---

255	MESSAGE	The PAGE PRINTER I/O MANAGER was unable to obtain an I/O MESSAGE frame.
	CAUSE	Internal error.
	ACTION	Call your support representative.

---



## POSIX.1 Error Messages

---

### (Subsystem 517)

This section presents the error messages for the POSIX.1 subsystem.

---

1	MESSAGE	[EPERM] Operation not permitted. (POSIX.1 ERROR 1)
	CAUSE	An attempt was made to perform an operation limited to processes with appropriate privileges or to the owner of a file or other resource.
	ACTION	Check privilege or ownership of the file or other resource.
<hr/>		
2	MESSAGE	[ENOENT] No such file or directory. (POSIX.1 ERROR 2)
	CAUSE	A component of a specified pathname did not exist, or the pathname was an empty string.
	ACTION	Use the pathname of the existing file.
<hr/>		
3	MESSAGE	[ESRCH] No such process. (POSIX.1 ERROR 3)
	CAUSE	No process could be found corresponding to that specified by the given process ID.
	ACTION	Check the process ID being used or use a valid process ID.
<hr/>		
4	MESSAGE	[EINTR] Interrupted function call. (POSIX.1 ERROR 4)
	CAUSE	An asynchronous signal (such as SIGINT or SIGQUIT; see the description of the header <code>&lt;signal.h&gt;</code> in the MPE/iX Developer's Kit Reference Manual) was caught by the process during the execution of an interruptible function. If the signal handler performs a normal return, the interrupted function call may return this error condition.
	ACTION	No action.

---

---

5	MESSAGE	[EIO] Input/output error. (POSIX.1 ERROR 5)
	CAUSE	Some physical input or output error occurred. This error may be reported on a subsequent operation on the same file descriptor. Any other error-causing operation on the same file descriptor may cause the [EIO] error indication to be lost.
	ACTION	Check input/output device status.

---

6	MESSAGE	[ENXIO] No such device or address. (POSIX.1 ERROR 6)
	CAUSE	Input or output on a special file referred to a device that did not exist, or made a request beyond the limits of the device. This error may also occur when, for example, a tape drive is not online or a disk pack is not loaded on a drive.
	ACTION	Check the status of the device or the address being used.

---

7	MESSAGE	[E2BIG] Arg list too long. (POSIX.1 ERROR 7)
	CAUSE	The sum of the number of bytes used by the new procedure image's argument list and environment list was greater than the system imposed limit of {ARG_MAX} bytes.
	ACTION	Use less arguments.

---

8	MESSAGE	[ENOEXEC] Exec format error. (POSIX.1 ERROR 8)
	CAUSE	A request was made to execute a file that, although it had the appropriate permissions, was not in the format required by this implementation for executables files. See the MPE/iX Developer's Kit Reference Manual for the requirements of exec()'able files.
	ACTION	Only attempt to exec() exec()'able files.

---

9	MESSAGE	[EBADF] Bad file descriptor. (POSIX.1 ERROR 9)
	CAUSE	A file descriptor argument was out of range, referred to no open file, or a read (write) request was made to a file that was only open for writing (reading).
	ACTION	Open file or use correct access.

---



---

10	MESSAGE	[ECHILD] No child processes. (POSIX.1 ERROR 10)
	CAUSE	A wait() or waitpid() function was executed by a process that had no existing or unwaited-for child processes.
	ACTION	Create one or more child processes.

---

11	MESSAGE	[EAGAIN] Resource temporarily unavailable. (POSIX.1 ERROR 11)
	CAUSE	This is a temporary condition, and later calls to the same routines may complete normally.
	ACTION	Try again.

---

12	MESSAGE	[ENOMEM] Not enough space. (POSIX.1 ERROR 12)
	CAUSE	The new process image required more memory than allowed by the hardware or by system-imposed memory management constraints.
	ACTION	Increase memory usage capability of user or size of the process image.

---

13	MESSAGE	[EACCES] Permission Denied. (POSIX.1 ERROR 13)
	CAUSE	An attempt was made to access a file in a way forbidden by its file access permissions.
	ACTION	Use correct access if you are able.

---

14	MESSAGE	[EFAULT] Bad Address. (POSIX.1 ERROR 14)
	CAUSE	The system detected an invalid or NULL address in attempting to use an argument of a call.
	ACTION	Check the address being used.

---

---

16	MESSAGE	[EBUSY] Resource busy. (POSIX.1 ERROR 16)
	CAUSE	An attempt was made to use a system resource that was not available at the time because it was being used by a process in a manner that would have conflicted with the request being made by this process.
	ACTION	Have the resource released and try again.

---

17	MESSAGE	[EEXIST] File exists. (POSIX.1 ERROR 17)
	CAUSE	An existing file specified in an inappropriate context; for instance, as the new directory name in a mkdir() function.
	ACTION	Check to see if file or directory already exists.

---

18	MESSAGE	[EXDEV] Improper link. (POSIX.1 ERROR 18)
	CAUSE	A link to a file on another file system was attempted.
	ACTION	Do not attempt a link to a file located across a file system.

---

19	MESSAGE	[ENODEV] No such device. (POSIX.1 ERROR 19)
	CAUSE	An attempt was made to apply an inappropriate function to a device; for example, trying to read a write-only device such as a printer.
	ACTION	Use valid access to the device.

---

20	MESSAGE	[ENOTDIR] Not a directory. (POSIX.1 ERROR 20)
	CAUSE	A component of the specified pathname existed, but it was not a directory, when a directory was expected.
	ACTION	Use the correct pathname.

---

---

21	MESSAGE	[EISDIR] Is a directory. (POSIX.1 ERROR 21)
	CAUSE	An attempt was made to open a directory as an ordinary file which is not permitted by this implementation.
	ACTION	Use directory functions to operate on directories.

---

22	MESSAGE	[EINVAL] Invalid argument. (POSIX.1 ERROR 22)
	CAUSE	Some invalid agrument was supplied. [For example, specifying an undefined signal to a signal() or kill() function].
	ACTION	Use valid arguments.

---

23	MESSAGE	[ENFILE] Too many open files in system. (POSIX.1 ERROR 23)
	CAUSE	Too many files are currently open in the system. The system reached its predefined limit for simultaneously open files and temporarily could not accept requests to open another one.
	ACTION	Close unneeded files.

---

24	MESSAGE	[EMFILE] Too many open files. (POSIX.1 ERROR 24)
	CAUSE	An attempt was made to open more than the maximum number of {OPEN_MAX} file descriptors allowed in this process.
	ACTION	Close unneeded files.

---

25	MESSAGE	[ENOTTY] Inappropriate I/O control operation. (POSIX.1 ERROR 25)
	CAUSE	A control function was attempted for a file or a special file for which the operation was inappropriate.
	ACTION	Use appropriate control for file.

---

---

27	MESSAGE	[EFBIG] File too large. (POSIX.1 ERROR 27)
	CAUSE	The size of a file would exceed an implementation-defined maximum file size.
	ACTION	Use smaller size files.

---

28	MESSAGE	[ENOSPC] No space left on device. (POSIX.1 ERROR 28)
	CAUSE	During a write() function on a regular file, or when extending a directory, there was no free space left on the device.
	ACTION	Deallocate unneeded disk space.

---

29	MESSAGE	[ESPIPE] Invalid seek. (POSIX.1 ERROR 29)
	CAUSE	An lseek() function was issued on a pipe or FIFO.
	ACTION	Do not attempt seeks on pipes or FIFOs.

---

30	MESSAGE	[EROFS] Read-only file system. (POSIX.1 ERROR 30)
	CAUSE	An attempt was made to modify a file or directory on a file system that was read-only at that time.
	ACTION	None.

---

31	MESSAGE	[EMLINK] Too many links. (POSIX.1 ERROR 31)
	CAUSE	An attempt was made to have the link count of a single file exceed {LINK_MAX}.
	ACTION	Reduce the number of links to the offending file or directory.

---

32	MESSAGE	[EPIPE] Broken pipe. (POSIX.1 ERROR 32)
	CAUSE	A write was attempted on a pipe or FIFO for which there was no process to read the data.
	ACTION	Re-establish the pipe or FIFO.

---

---

33	MESSAGE	[EDOM] Domain error. (POSIX.1 ERROR 33)
	CAUSE	Defined in the C Standard; an input argument was outside the defined domain of the mathematical function.
	ACTION	Adhere to mathematical domain requirements.

---

34	MESSAGE	[ERANGE] Result too large. (POSIX.1 ERROR 34)
	CAUSE	Defined in the C Standard; the result of the function was too large to fit in the available space.
	ACTION	Use a larger buffer space with the function.

---

35	MESSAGE	[ENOMSG] No IPC message waiting. (POSIX.1 ERROR 35)
	CAUSE	The specified message queue does not contain a message of the type specified in the mtype parameter and IPC_NOWAIT was specified in the msgflg parameter.
	ACTION	None. Application dependent. The receive operation can be retried.

---

36	MESSAGE	[EIDRM] Identifier removed. (POSIX.1 ERROR 36)
	CAUSE	The System V IPC resource ID used has been removed.
	ACTION	Use an allocated IPC resource.

---

45	MESSAGE	[EDEADLK] Resource deadlock avoided. (POSIX.1 ERROR 45)
	CAUSE	An attempt was made to lock a system resource that would have resulted in a deadlock situation.
	ACTION	Try again at a later time or free the resources which would have lead deadlock.

---

---

46	MESSAGE	[ENOLCK] No locks available. (POSIX.1 ERROR 46)
	CAUSE	A system-imposed limit on the number of simultaneous file and record locks was reached, and no more were available at that time.
	ACTION	Remove unneeded locks and try again.

---

47	MESSAGE	[EEXCL] File can't be opened exclusively. (POSIX.1 ERROR 47)
	CAUSE	Attempt to open an existing file exclusively failed because file is already opened.
	ACTION	Assure that no other processes have the file opened before attempting to open the file exclusively.

---

48	MESSAGE	[EIMPL] Implementation error. (POSIX.1 ERROR 48)
	CAUSE	One of several implementation-specific errors of occurred. See the MPE/iX Developer's Kit Reference Manual for more information.
	ACTION	See the MPE/iX Developer's Kit Reference Manual

---

50	MESSAGE	[ESYSERR] Internal Operating System error. (POSIX.1 ERROR 50)
	CAUSE	This implementation has detected that an internal Operating System error has occurred which is not applicable to the POSIX.1 environment.
	ACTION	Consult a HP support engineer.

---

56	MESSAGE	[ESEEK] Device does not support seeking. (POSIX.1 ERROR 56)
	CAUSE	The device is such that does not support the concept of seeking by the lseek() function.
	ACTION	Do not attempt a seek on such a device.

---

---

233	MESSAGE	[ENOBUFFS] No buffer space available. (POSIX.1 ERROR 233)
	CAUSE	Buffer space allocated from the process heap space is currently depleted.
	ACTION	Deallocate or release unused buffer space.

---

247	MESSAGE	[ENOTEMPTY] Directory not empty. (POSIX.1 ERROR 247)
	CAUSE	A directory with entries other than dot and dot-dot was supplied when an empty directory was expected.
	ACTION	Remove all file and directories in target directory.

---

248	MESSAGE	[ENAMETOOLONG] Filename too long. (POSIX.1 ERROR 248)
	CAUSE	The size of a pathname string exceeded {PATH_MAX}, or a pathname component was longer than {NAME_MAX} and {_POSIX_NO_TRUNC} was in effect for that file.
	ACTION	Use shorter pathnames or filenames.

---

251	MESSAGE	[ENOSYS] Function not implemented. (POSIX.1 ERROR 251)
	CAUSE	An attempt was made to use a function that is not available in this implementation.
	ACTION	Refer to the MPE/iX Developer's Kit Reference Manual for implementation-defined functionality.

---





## Printer, Tape, and Spooler

---

### (Printer, Tape, Spooler)

This chapter lists the messages that you may encounter while managing printers, tapes and spoolers.

1	MESSAGE	(MAX CHARS= <i>num</i> )?
	CAUSE	A message was sent to you by the PRINTOPREPLY intrinsic.
	ACTION	REPLY/=REPLY to the message.
<hr/>		
2	MESSAGE	CAN'T INITIALLY SPOOL LDEV# <i>nnn</i>
	CAUSE	A nonspoolable <i>ldev</i> was configured to be initially spooled. You need to specify either a legitimate spooler (an <i>ldev</i> capable of being spooled) or an <i>ldev</i> that is job/session accepting.
	ACTION	This indicates a system configuration error. The device specified cannot be spooled. The ACCEPT [JOBS,] <i>ldev</i> command can be used to allow the JOB command if the device is a legitimate input spooler; then use STARTSPOOL <i>ldev</i> to start the spooler.
<hr/>		
3	MESSAGE	FORMS: <i>formsmessage</i>
	CAUSE	A user has requested special forms to be mounted on a line printer. The device file and job number are printed on the following device assignment request by the PIN.
	ACTION	Information only.
<hr/>		

---

4	MESSAGE	LDEV <i>nnn</i> ,UNABLE TO ALLOCATE \$STDLIST
	CAUSE	\$STDLIST not able to be allocated.
	ACTION	Recovery from this type of overload is automatic in a session. In a batch job, the spooling queues have shut or the system has exceeded the MAX # OF OPEN SPOOLFILES. Check the output device of the jobs in the WAIT state with SHOWDEV <i>nn</i> to see if it is unavailable (queue shut). If so, reopen the spool queue with OPENQ. If the printer is listed as AVAIL, enter an OPENQ command or a STARTSPOOL command to restart the printer. If there is a lack of disk space, you may have to store off spoolfiles, or use START NORECOVERY with the RECOVER LOST DISC SPACE option, before using OPENQ.

---

5	MESSAGE	LDEV# <i>nnn</i> FORMS ALIGNED OK (Y/N)?
	CAUSE	You are asked by the system, following the printing of the standard “forms alignment image,” if the forms are positioned correctly on the specified <i>ldev</i> .
	ACTION	You are required to enter =REPLY <i>pin</i> , YES or =REPLY <i>pin</i> , NO. If the image is correctly positioned, =REPLY, YES and the requesting program will continue. If the image is not correctly positioned, reposition the forms and =REPLY, ~NO”. This will cause the alignment image to be printed again, and the question will be reissued. For a CIPER device, the forms alignment image must be printed using printer controls. It is not automatically printed by MPE/iX.

---

6	MESSAGE	LDEV# <i>nnn</i> IN USE, DOWN PENDING
	CAUSE	You have issued a DOWN command, but the device is in use by a process.
	ACTION	As soon as the use count goes to zero, the device will be down, and you will be notified.

---

---

7	MESSAGE	LDEV # <i>nnn</i> NOT READY
	CAUSE	The specified device is offline or the media is not mounted. If other action is required such as changing the tape reel, the program will display messages to that effect.
	ACTION	Place the device online.

---

8	MESSAGE	LDEV # <i>nnn</i> OFFLINE
	CAUSE	You are trying to access a device that is no longer available to the file system.
	ACTION	If the device is functional, enter UP <i>ldev</i> to place device online.

---

9	MESSAGE	LDEV # <i>nnn</i> PAPER OUT
	CAUSE	You ran out of paper on the indicated device.
	ACTION	Install and align the paper, and place the device online.

---

10	MESSAGE	LDEV # <i>nnn</i> QUEUE EMPTY NO I/O TO ABORT FOR DEVICE <i>nnn</i>
	CAUSE	You attempted an ABORTIO or =ABORTIO, and no requests were pending on the device.
	ACTION	Information only.

---

11	MESSAGE	LDEV # <i>nnn</i> UNIT FAILURE
	CAUSE	Bad status was returned from the specified logical device.
	ACTION	Retry. If the problem persists call your Application Engineering Organization (AEO).

---

---

12	MESSAGE	MAX SPOOFLE KILOSECTORS IN USE, ALL QUEUES SHUT
	CAUSE	The configured maximum number of spooled device file kilosectors are in use. MPE/iX shuts all output queues (equivalent to SHUTQ <i>ldev</i> ), on all <i>ldevs</i> and SHUTQ <i>devclass</i> on all device classes), so users are automatically prevented from creating new spooled device files.
	ACTION	When space becomes available, you may reopen the queues with the OPENQ command.

---

13	MESSAGE	NO MORE SPACE IN SPOOL CLASS, ALL QUEUES SHUT
	CAUSE	No more space exists in the (disk) class SPOOL. MPE/iX shuts all output queues (equivalent to SHUTQ <i>ldev</i> on all <i>ldevs</i> and SHUTQ <i>devclass</i> on all device classes), so users are automatically prevented from creating new spooled device files.
	ACTION	Store on tape unnecessary spoolfiles and purge them from the system. A long term solution would be to reconfigure the system using SYSGEN for more disk space. When space becomes available, you may reopen the queues with the OPENQ command.

---

14	MESSAGE	REQUEST REQUIRING OPERATOR REPLY FOR PIN <i>pin</i> HAS BEEN ABORTED.
	CAUSE	A request for operator response (for example, =REPLY/REPLY) for <i>pin</i> is no longer pending. The user probably hit BREAK and entered ABORT
	ACTION	Informational only.

---

15	MESSAGE	SP # <i>nnn</i> /# <i>0nnn</i> DEFERRED
	CAUSE	The output spooler on the specified <i>ldev</i> has deferred the spooled device file with the specified device file identification <i>0nnn</i> ), due to some action taken by you (for example, refusing a spooler's forms request).
	ACTION	To allow the deferred device file to print from the beginning, enter ALTSPoolFILE # <i>0nnn</i> ;PRI= <i>k</i> (where <i>k</i> is a value above the current outfence).

---

---

16        MESSAGE        SP#*nnn*/#0*nnn* DEFERRED, SPOOFLE I/O ERROR

          CAUSE        The output spooler on *ldev* has encountered an error while opening or reading the spooled device file with identification #0*nnn*. The spooler has deferred the file.

          ACTION        To allow the deferred device file to try to print again use ALTSPoolFILE #0*nnn*;PRI=*k* (where *k* is a value above the current outfence). To delete the file, enter DELETESPOOLFILE command.

---

17        MESSAGE        SP#*nnn*/#I*nnn* DELETED, SPOOFLE I/O ERROR

          CAUSE        The input spooler on the specified spooler *ldev* has deleted spooled device file #I*nnn* due to a disk I/O error or a problem obtaining disk space.

          ACTION        Ensure that a sufficient space exists for the spooled device file. The system operator should enter the DISCFREE command. Check free space for all SPOOL class disks. Delete unnecessary spooled device files if possible. Allow output spoolers to free up space and try input operation again. Try to recover transient disk space by doing a START NORECOVERY, if trouble is not indicated.

---

18        MESSAGE        SP#*nnn*/IS *jobnum;filename* ON LDEV#*nnn* (Y/N)?

          CAUSE        You are asked to verify that you did request *jobnum;filename* forms on the device (*ldev*) indicated.

          ACTION        Enter =REPLY pin, YES to confirm that forms were requested or =REPLY pin, NO to reject the request, and defer the spoolfile.

---

19        MESSAGE        SP#*nnn*/SPOOLED IN

          CAUSE        The spooler on the specified spooler *ldev* has begun input spooling.

          ACTION        Information only.

---

---

20	MESSAGE	SP# <i>nnn</i> /SPOOLED OUT
	CAUSE	The spooler on the specified spooler <i>ldev</i> has begun output spooling.
	ACTION	Information only.

---

21	MESSAGE	SP# <i>nnn</i> /STOPPED
	CAUSE	A spooler has terminated on the specified spooler <i>ldev</i> .
	ACTION	None.

---

22	MESSAGE	SP# <i>nnn</i> /#I <i>nnn</i> DELETED, SPOOFLE I/O ERROR
	CAUSE	The input spooler on the specified spooler <i>ldev</i> has detected a disk I/O error or a problem obtaining disk space for a spooled device file. The spooler stops, and the active device file is deleted.
	ACTION	Ensure that sufficient space exists for the spooled device file. Have the system manager use the DISCFREE command to check the free space for all SPOOL class disks. Delete unnecessary spooled device files if possible. Allow output spoolers to free up space and try input operation again. If the trouble is not disk space, then a disk I/O error is indicated.

---

23	MESSAGE	SP# <i>nnn</i> /STOPPED, SPOOLEE I/O ERROR
	CAUSE	The spooler on the indicated spooler <i>ldev</i> has detected an error in attempting to read, write, or control its spooler. The spooler stops immediately; an input spooler will delete its currently ACTIVE spooled device file, while an output spooler will close its currently ACTIVE spooled device file. May be attempting a rewind on a magnetic tape device without a tape mounted. This generally indicates a hardware problem, but can also occur in response to an ABORTIO command.
	ACTION	Try to restart the spooler STARTSPOOL <i>ldev</i> . If the problem persists, the device or the medium (disk, magnetic tape) is faulty. If device is magnetic tape, check that a tape is mounted.

---

---

24        MESSAGE        SP#*nnn*/STOPPED, SPOOLEE NOT ACCEPTING

          CAUSE        The specified *ldev* is neither job-accepting nor data-accepting, causing the input spooler to stop. It cannot recognize further JOB or DATA commands.

          ACTION        Use the ACCEPT JOBS, *ldev* command or the ACCEPT DATA, *ldev* command and STARTSPOOL *ldev* to restart the input spooler.

---

25        MESSAGE        STANDARD FORMS ON LDEV #*nnn*

          CAUSE        You have special forms mounted on a device, and a device file not requiring special forms is assigned to the device.

          ACTION        Reply to the message by entering either =REPLY pin, YES when standard forms are mounted or =REPLY pin, NO when special forms are mounted and printing is to be deferred.

---

26        MESSAGE        UNABLE TO ALLOCATE \$STDLIST FOR *Jnn* JOB WAITING

          CAUSE        \$STDLIST not able to be allocated.

          ACTION        None.

---

27        MESSAGE        LDEV #*nnn* Tape Has Lost Tension - MISLOAD ERROR

          CAUSE        The leader on the tape is not long enough. It must be at least 12 feet.

          ACTION        Load a new tape, or move the "Beginning Of Tape" marker on the current tape.

---





## PXUTIL

---

The following error messages may be encountered when using the PXUTIL utility.

---

### PXUTIL

---

2	MESSAGE	End of file encountered writing group entry to HPGID.PUB.SYS. (PXUTIL 2).
	CAUSE	The group database - HPGID.PUB.SYS - has become full.
	ACTION	Too many HFS groups exist. One or more should be purged.
<hr/>		
4	MESSAGE	End of file encountered writing user entry to HPUID.PUB.SYS. (PXUTIL 4).
	CAUSE	The user database - HPUID.PUB.SYS - has become full.
	ACTION	There are too many HFS users. One or more should be deleted.
<hr/>		
6	MESSAGE	Duplicate key error writing group entry to HPGID.PUB.SYS. (PXUTIL 6).
	CAUSE	Unexpected internal error.
	ACTION	Report the error to your HP field representative.
<hr/>		
8	MESSAGE	Duplicate key error writing user entry to HPUID.PUB.SYS. (PXUTIL 8).
	CAUSE	Unexpected internal error.
	ACTION	Report the error to your HP field representative.

---



---

22	MESSAGE	Error - User has insufficient capability. SM required. (PXUTIL 22).
	CAUSE	You do not have sufficient capability to run PXUTIL.
	ACTION	Add SM capability to your capability set.

---

24	MESSAGE	Unknown command name. (PXUTIL 24).
	CAUSE	A command was entered that is not recognized by PXUTIL.
	ACTION	Check HELP for a list of legal commands and their syntax.

---

28	MESSAGE	Unable to close catalog for PXUTIL. (PXUTIL 28).
	CAUSE	Unknown.
	ACTION	Check for other accessors of PXUTCAT.PUB.SYS.

---



## System Aborts

---

### (Subsystem 98)

System Abort messages are issued when the MPE/iX system encounters an error from which recovery is not possible. Rather than continue to operate and risk data integrity, the operating system halts the computer. This chapter presents a list of system abort messages in numerical order.

---

<b>Note</b>		Unless otherwise indicated, the probable cause of an abort is an internal error, and the action you should take is to take a system dump, call your HP support representative, and reboot your system.
-------------	--	--

---

2	MESSAGE	Ran out of memory before PAGE and HASH TABLES were properly initialized.
	CAUSE	Ran out of physical memory; address is outside the range of the machine.

---

3	MESSAGE	Could not create the table header for the PDIR and/or the PDIR could not set up as a standard system table.
	CAUSE	Failure occurred when calling the CREATE_TABLE to create the PDIR header.

---

4	MESSAGE	Could not free up entries in the PDIR corresponding to memory below the PME during PDIR initialization.
	CAUSE	Failure occurred when calling RELEASE_TABLE_ENTRY to release all PDIR TABLE entries.

---

5	MESSAGE	Could not find a free entry in memory in the PDIR using the GENESIS MEMORY MANAGER.
	CAUSE	Failure occurred when calling GET_TABLE_ENTRY to find a free entry in memory in the PDIR.

---

---

6	MESSAGE	Could not release an entry in the PDIR using the GENESIS MEMORY MANAGER during a GET_MEMORY call.
	CAUSE	Failure occurred when calling the RELEASE_TABLE_ENTRY to return the table entry corresponding to the given page number to the free pool.

---

7	MESSAGE	Could not find a page with the proper alignment for the memory request for a virtual address that has not already been assigned a page.
	CAUSE	Page alignment incorrect.

---

8	MESSAGE	The procedure could not find a set of contiguous pages of the correct alignment (for example, not enough memory left).
	CAUSE	Set of contiguous with the correct alignment are not available.

---

9	MESSAGE	The procedure could not find a free page with the correct alignment using the GENESIS MEMORY MANAGER.
	CAUSE	Unable to find a free page correctly aligned.

---

10	MESSAGE	A contiguous assignment request for memory on a virtual range could not be honored when some area of the range already had pages assigned to it.
	CAUSE	Duplicate memory assignment range request.

---

11	MESSAGE	Could not release an entry in the PDIR using the GENESIS MEMORY MANAGER during a RELEASE_MEMORY call.
	CAUSE	Failed when calling RELEASE_TABLE_ENTRY for releasing page from PDIR TABLE.

---

12	MESSAGE	Could not initialize the resident PORTS facility.
	CAUSE	Failed when calling INIT_RES_PORT_FACILITY to initialize ports.

---

13	MESSAGE	Could not initialize the TIMERS facility.
	CAUSE	Failed when calling INITIALIZE_TIMERS to initialize timers facility.

---

---

14	MESSAGE	Could not configure primary I/O devices.
	CAUSE	Failed when calling CONFIGURE_FOR_GENESIS to configure the system disk and console.

---

50	MESSAGE	PRIMIO device not configured.
	CAUSE	Low Level I/O returned error when configuring device.

---

51	MESSAGE	CONFIGURE_HLIO_DEVICE configuration not done.
	CAUSE	High Level I/O returned error when configuring device.

---

52	MESSAGE	An error occurred in IO_INIT.
	CAUSE	Low Level I/O returned error when setting up primary I/O environment.

---

53	MESSAGE	An error occurred in CONFIGURE_LPT.
	CAUSE	High Level I/O returned an error when setting up primary I/O environment.

---

54	MESSAGE	An error occurred in CONFIGURE_DEVICE (halt; not system abort).
	CAUSE	Problem occurred configuring console (will appear in front panel message - halt).

---

55	MESSAGE	An error occurred in CONFIGURE_DEVICE.
	CAUSE	Problem occurred configuring device other than the console.

---

70	MESSAGE	SENDIO to read from SYSDISC failed.
	CAUSE	I/O code returned a disk error.
	ACTION	Call your support representative. The dump may be restarted.

---

71	MESSAGE	RENDEZVOUSIO to read from SYSDISC failed.
	CAUSE	I/O returned a disk error.
	ACTION	Call your support representative. The dump may be restarted.

---

---

72	MESSAGE	SENDIO to READ from disk failed.
	CAUSE	I/O code returned a disk error.
	ACTION	Call your support representative. The dump may be restarted.

---

73	MESSAGE	REWIND_TAPE_ONLINE of dump device failed.
	CAUSE	I/O code returned a tape error.
	ACTION	Call your support representative. The dump may be restarted.

---

74	MESSAGE	RENDEZVOUSIO returned error on rewind tape online.
	CAUSE	I/O code returned a tape error.
	ACTION	Call your support representative. The dump may be restarted.

---

75	MESSAGE	REWIND_TAPE of dump device failed.
	CAUSE	I/O code returned a tape error.
	ACTION	Call your support representative. A dump may be restarted. If the failure occurred on the final, or only reel of tape, the current dump may be valid.

---

76	MESSAGE	RENDEZVOUSIO returned error on REWIND_TAPE.
	CAUSE	I/O code returned a tape error.
	ACTION	Call your support representative. The dump may be restarted. If the failure occurred on the final, or only reel of tape, the current dump may be valid.

---

77	MESSAGE	FORCE_WRITE end of file to dump device failed.
	CAUSE	I/O code returned a tape error.
	ACTION	Call your support representative. The dump may be restarted.

---

78	MESSAGE	SENDIO to FORCE_WRITE to dump device failed.
	CAUSE	I/O code returned a tape error.
	ACTION	Call your support representative. The dump may be restarted.

---

79	MESSAGE	WRITE end of file to dump device failed.
	CAUSE	I/O code returned a tape error.
	ACTION	Call your support representative. The dump may be restarted.

---



---

80	MESSAGE	SENDIO to READ from dump device failed.
	CAUSE	A non-recoverable tape READ error occurred.
	ACTION	Call your support representative. The dump may be restarted.

---

81	MESSAGE	SENDIO to WRITE to dump device failed.
	CAUSE	A non-recoverable tape WRITE error occurred.

---

82	MESSAGE	SENDIO for tape GET_DEVICE_STATUS failed.
	CAUSE	I/O code returned error trying to get tape device status; did not occur during tape READ or WRITE.
	ACTION	Call your support representative. The dump may be restarted.

---

100	MESSAGE	The procedure BUILD_DIAGMON_PORT failed to build the diagnostic monitor port.
	CAUSE	Failed when calling BUILD_DIAGMON_PORT to build diagnostic monitor port.

---

101	MESSAGE	The procedure LOAD_SYSTEM_SL failed to load the system SL.
	CAUSE	System SL was not loaded by the LOAD_SYSTEM_SL procedure.

---

102	MESSAGE	The procedure INITIALIZE_DISPATCHER failed to initialize the DISPATCHER.
	CAUSE	DISPATCHER was not initialized.

---

103	MESSAGE	The procedure SM_CREATE_HASH_TBL failed to create the HASH TABLE.
	CAUSE	HASH TABLE was not created.

---

104	MESSAGE	The procedure READ_HPE_VOL_POINTERS failed to READ from LDEV 1.
	CAUSE	Procedure could not be read from LDEV 1.

---

105	MESSAGE	The procedure READ_HPE_VOL_INFO_UFID failed to READ the UFID from LDEV 1.
	CAUSE	The UFID could not be read.

---

---

106	MESSAGE	The procedure READ_HPE_VOL_FREE_ADDR failed to READ the first free address from LDEV 1.
	CAUSE	The first free address could not be read.

---

107	MESSAGE	The procedure GET_HPE_DISC_SIZE_PAGE is unable to access LDEV 1.
	CAUSE	LDEV 1 could not be accessed.

---

108	MESSAGE	The procedure START_VOLUME_MGT failed to START VOLUME MANAGEMENT.
	CAUSE	VOLUME MANAGEMENT was not started with the required procedure.

---

109	MESSAGE	The procedure GET_SYSLIB_UFID is unable to GET the system library UFID.
	CAUSE	The system library UFID could not be accessed.

---

110	MESSAGE	The procedure MAKE_OBJECT_SWAPPABLE is unable to MAKE SXRT swappable.
	CAUSE	SXRT is not swappable.

---

111	MESSAGE	The procedure MAKE_OBJECT_SWAPPABLE is unable to MAKE LST component swappable.
	CAUSE	LST component is not swappable.

---

112	MESSAGE	The feature ALTER_OBJECT_SIZE failed to INCREASE the SXRT object size.
	CAUSE	The SXRT objective could not be increased.

---

113	MESSAGE	The feature LOAD_NON_RES_SYSTEM failed to LOAD the nonresident system.
	CAUSE	The nonresident system could not be loaded.

---

114	MESSAGE	The procedure INIT_NONRES_PORT_FACILITY failed to initialize the nonresident port facility.
	CAUSE	The nonresident port facility was not initialized.

---

---

115	MESSAGE	The procedure READ_HPE_VOL_COLDL_ID failed to READ the cold load ID from LDEV 1.
	CAUSE	The cold load ID was not read from LDEV 1.

---

116	MESSAGE	The procedure WRITE_HPE_VOL_COLDL_ID failed to WRITE the cold load ID from LDEV 1.
	CAUSE	The cold load ID was not written from LDEV 1.

---

117	MESSAGE	The procedure FS_INITIALIZE_FILE_SYSTEM failed to initialize the file system.
	CAUSE	The file system was not initialized.

---

118	MESSAGE	The procedure FS_PROC_INIT failed to initialize the PROCESS information block extension area.
	CAUSE	The PROCESS information block extension area was not initialized.

---

119	MESSAGE	The procedure FAKE_LOGON failed to OPEN the file system directories (PLFDs).
	CAUSE	The file system directories (PLFDs) were not opened.

---

120	MESSAGE	The procedure INIT_LOADER failed to initialize the LOADER.
	CAUSE	LOADER was not initialized.

---

121	MESSAGE	The procedure ADD_CLASS is unable to SWITCH to CM.
	CAUSE	ADD_CLASS could not SWITCH to CM.

---

122	MESSAGE	The procedure ADD_DEVICE is unable to SWITCH to CM.
	CAUSE	ADD_DEVICE could not SWITCH to CM.

---

123	MESSAGE	The procedure ADD_DEVICE is unable to add the system disk (LDEV 1) through ADD_DEVICE for CM.
	CAUSE	The system disk could not be added through ADD_DEVICE for CM.

---

---

124	MESSAGE	The procedure ADD_DEVICE is unable to ADD the system console through ADD_DEVICE for CM.
	CAUSE	The system console could not be added through ADD_DEVICE for CM.

---

125	MESSAGE	The procedure ADD_VIRTUAL_LDEVS is unable to SWITCH to CM.
	CAUSE	ADD_VIRTUAL_DEVICE could not be switched to CM.

---

126	MESSAGE	The procedure CLEAN_CM_DEVICE_TABLES is unable to SWITCH to CM.
	CAUSE	CLEAN_CM_DEVICE_TABLES could not SWITCH to CM.

---

127	MESSAGE	The procedure INIT_CM_DEVICE_TABLES is unable to SWITCH to CM.
	CAUSE	INIT_CM_DEVICE could not SWITCH to CM.

---

128	MESSAGE	The procedure IO_INIT failed to initialize the low level I/O system.
	CAUSE	The low level I/O system was not initialized.

---

450	MESSAGE	Activation of JOBMAIN process failed.
-----	---------	---------------------------------------

---

451	MESSAGE	Activation of SESSIONMAIN process failed.
-----	---------	---

---

452	MESSAGE	Creation of JOBMAIN process failed.
-----	---------	-------------------------------------

---

453	MESSAGE	Creation of JOBMAIN_PORT failed.
-----	---------	----------------------------------

---

454	MESSAGE	Creation of JOBQUEUE_PORT failed.
-----	---------	-----------------------------------

---

455	MESSAGE	Creation of SESSIONMAIN process failed.
-----	---------	---

---

456	MESSAGE	Creation of SESSIONMAIN_PORT process failed.
-----	---------	--

---

457	MESSAGE	Opening JOBMAIN_PORT process failed.
-----	---------	--------------------------------------

---

---

458	MESSAGE	Opening JOBQUE_PORT process failed.
-----	---------	-------------------------------------

---

459	MESSAGE	Opening SESSIONMAIN_PORT process failed.
-----	---------	--

---

460	MESSAGE	The information and subsystem escape is passed as the second parameter.
-----	---------	---

---

461	MESSAGE	Had an unexpected escape from the operating system to the SESSIONMAIN outerblock. The information and subsystem that escaped are passed to the system abort as the second parameter.
-----	---------	--

---

462	MESSAGE	Had an unexpected escape from the operating system to the JSMAIN outerblock.
-----	---------	--

---

463	MESSAGE	Port status is passed as the second parameter.
-----	---------	--

---

464	MESSAGE	Port status is passed as the second parameter.
-----	---------	--

---

465	MESSAGE	Port status is passed as the second parameter.
-----	---------	--

---

500	MESSAGE	Management failed to post data from memory to disk.
	CAUSE	DSM attempted to post 16 pages with the MAKE_ROC option after a sequential read. The exact conditions that caused an error to be returned are unknown to the DSM.

---

501	MESSAGE	During a file open, the GUFD semaphore could not be initialized.
	CAUSE	A call to CB_INIT returned bad status.

---

502	MESSAGE	During a file open, the FLOCK semaphore could not be initialized.
	CAUSE	A call to CM_INIT returned bad status.

---

---

503	MESSAGE	During a file open, the FOPEN semaphore could not be initialized.
	CAUSE	A call to CB_INIT returned bad status.

---

504	MESSAGE	Prefetch of needed data for a READ/WRITE request could not be made.
	CAUSE	VSM reported address or range given to be invalid or out of bounds.

---

505	MESSAGE	Attempted to CLOSE a file which is not OPEN.
	CAUSE	File system lock algorithm failed.

---

506	MESSAGE	The procedure could not open the system library (the NL).
	CAUSE	Boot image or LABEL TABLE is corrupted.
	ACTION	Take a system dump and reinstall if necessary.

---

508	MESSAGE	CREATE_OBJECT failed to create the SM KSO.
-----	---------	--

---

509	MESSAGE	The procedure was unable to obtain the HASH TABLE lock.
	CAUSE	CB_INIT returned bad status trying to initialize the UFID HASH TABLE semaphore; start image is bad.
	ACTION	Recreate the boot image. Take a system dump and call your support representative.

---

511	MESSAGE	The procedure was unable to obtain the LRU lock.
	CAUSE	CB_INIT returned bad status trying to initialize the LRV semaphore; start image is bad.
	ACTION	Recreate the boot image. Take a system dump and call your support representative.

---

514	MESSAGE	A pascal recover block was entered unexpectedly.
	CAUSE	Cause is usually associated with software or hardware traps which have been tripped because of invalid addresses, invalid access rights, or arithmetic underflow/overflow.

---

---

551	MESSAGE CAUSE	Offset of entry is not within the LABEL TABLE. LABEL TABLE has been corrupted.
-----	------------------	---

---

552	MESSAGE CAUSE	The entry referenced is not an extent block type. LABEL TABLE has been corrupted.
-----	------------------	--

---

553	MESSAGE CAUSE	Extent block does not point to the correct PARENT label. LABEL TABLE has been corrupted.
-----	------------------	---

---

554	MESSAGE CAUSE	Two file offsets in the extent block are the same. LABEL TABLE has been corrupted.
-----	------------------	---

---

555	MESSAGE CAUSE	An extent block that is expected to be a free entry is not free. LABEL TABLE has been corrupted.
-----	------------------	---

---

556	MESSAGE CAUSE ACTION	A POST of a LABEL TABLE entry failed. MEMORY MANAGER failed to port a LABEL TABLE entry. Reboot the system, and run FSCHECK to see if a reinstall of the system is necessary.
-----	----------------------------	---

---

557	MESSAGE CAUSE	The number of EXTENTS in the block exceeds the maximum allowable. LABEL TABLE has been corrupted.
-----	------------------	--

---

613	MESSAGE CAUSE	The file system encountered a trap. An operating system software error caused a trap.
-----	------------------	--

---

614	MESSAGE CAUSE	The file system encountered an unexpected ESCAPE. An internal operating system module called ESCAPE unexpectedly.
-----	------------------	--

---

615	MESSAGE CAUSE	The file system was unable to release a resource. Due to an operating system software error, the file system was not able to release one or more system resources.
-----	------------------	---

---

---

616	MESSAGE	An error was encountered while creating FILE SYSTEM GLOBAL AREA during file system initialization.
-----	---------	--

---

617	MESSAGE	An error was encountered while creating GPDP TABLE during file system initialization.
-----	---------	---

---

618	MESSAGE	An error was encountered while creating FILE OPEN COUNT TABLE during file system initialization.
-----	---------	--

---

619	MESSAGE	An error was encountered while creating BASIC IPC (BIPC) TIMER server ports during file system initialization.
-----	---------	--

---

620	MESSAGE	An error was encountered while initializing STORE/RESTORE LATENCY TABLE during file system initialization.
-----	---------	--

---

621	MESSAGE	An error occurred in the file system during process termination.
	CAUSE	The file system detected an operating system software error while cleaning up file system data structures during process termination.

---

650	MESSAGE	An internal STORAGE MANAGEMENT error was encountered while attempting to CLOSE (FCLOSE) a file.
	CAUSE	Due to an operating system software error STORAGE MANAGEMENT was not able to CLOSE the file.

---

651	MESSAGE	FCLOSE was not able to delete a file's access rights entry from the FILE ACCESS RIGHTS TABLE.
	CAUSE	A file system error occurred during file OPEN or the FILE ACCESS RIGHTS TABLE has been corrupted.

---

652	MESSAGE	An error was encountered while attempting to return an allocated GPDP to the free list while trying to CLOSE (FCLOSE) a file.
	CAUSE	The GPDP TABLE has been corrupted.

---

653	MESSAGE	The file system detected a counter underflow in a GUFD.
	CAUSE	The GUFD has been corrupted.

---



---

654	MESSAGE CAUSE	The FILE ACCESS RIGHTS TABLE counters are inconsistent. The FILE ACCESS RIGHTS TABLE has been corrupted.
-----	------------------	---

---

655	MESSAGE	The procedure can not decrement the PDISABLE count; it is unexpectedly zero.
-----	---------	--

---

656	MESSAGE	The CB was unlocked by a PIN different from the PIN that locked it.
-----	---------	---

---

657	MESSAGE	The VECTOR TABLE in the CB is corrupt.
-----	---------	--

---

658	MESSAGE CAUSE ACTION	Failure in creating File IO State Tables System failed to create one of the File IO State Tables during system initialization. Contact your Hewlett-Packard Representative.
-----	----------------------------	---

---

659	MESSAGE CAUSE ACTION	Failure in creating one of the local socket tables. System failed to create one of the local socket tables during system initialization. Contact your Hewlett-Packard Representative.
-----	----------------------------	---

---

700	MESSAGE	Various port primitive procedures have experienced an unexpected escape, probably due to a trap while in system code.
-----	---------	---

---

701	MESSAGE	The procedure REL_PORT_FREEZE_DESC can not release freeze descriptor entry; bad status from RELEASE_TABLE_ENTRY.
-----	---------	--

---

702	MESSAGE	The procedure RELEASE_PORT_OBJECT can not release port object; unexpected status from RELEASE_OBJECT.
-----	---------	---

---

703	MESSAGE	The procedure RETURN_PORT_DESC can not release port descriptor; bad status from RELEASE_TABLE_ENTRY.
-----	---------	--

---

704	MESSAGE	There are waiters on the demolished message pool.
-----	---------	---

---

---

705	MESSAGE	The procedure DEMOLISH_POOL can not delete the pool's directory entry from the port directory; bad status from STDELID.
706	MESSAGE	The procedure DEMOLISH_PORT can not access the delayed port purger process.
707	MESSAGE	The procedure DEMOLISH_PORT detected an error in deleting delayed messages.
708	MESSAGE	The procedure DEMOLISH_PORT can not send DEMOLISH message to PFP port.
709	MESSAGE	There are waiters on the demolished port.
710	MESSAGE	The procedures DEMOLISH_PORT, PFP_NAME_TO_PORT_NUM, and OPEN_PORT can not lock the port directory; bad status from STLOCK.
711	MESSAGE	The procedure DEMOLISH_PORT can not delete the port directory entry; bad status from STDELID.
712	MESSAGE	The procedures DEMOLISH_PORT and UNLOCK_DIRECTORY can not unlock the port directory; bad status from STUNLOCK.
713	MESSAGE	At process termination time (DEMOLISH_PORT), an error from TABLE MANAGEMENT occurred when releasing the standard ports entry to the table.
714	MESSAGE	The procedure DELETE_PORT_BASE can not release the semaphore port; bad status from RECEIVE_FROM_SEMAPHORE_PORT.
715	MESSAGE	The procedure DELETE_PORT_ACCESS is still holding the semaphore port after release.

---

---

716	MESSAGE	The procedure LOSE_PORT can not flush waiting process from the specified wait queue of the semaphore port being purged; bad status from REPLY_TO_WAITER.
717	MESSAGE	The procedure CHANGE_OWNERSHIP corrupted the port ownership list; port's ownership information inconsistent with PIB's.
718	MESSAGE	The procedure CHANGE_OWNERSHIP detected a corrupted port ownership list; port's ownership information does not agree with PIB's.
719	MESSAGE	Various procedures caused an unexpected status from PREP_PORT.
720	MESSAGE	The procedure DEC_PFP_COUNT detected an error accessing PFP upon CREATE_PORT error; can not decrement PFP's use count.
721	MESSAGE	The procedure LOCATE_PORT_ENTRY can not read port directory entry; bad status from STREADKEY.
722	MESSAGE	The procedures FAST_RELEASE_MSG_FRAME, SEND_MSG, REL_MSG_FRAME, DO_SERVER(SCHEDULE_SERVER), and RELEASE_FRAME cannot release message frame; bad status from RELEASE_TABLE_ENTRY.
723	MESSAGE	The procedures FAST_CONTINUE_SERVER_IN_PFP and FAST_EXECUTE_SERVER_IN_PFP can not send message to PFP port.
724	MESSAGE	There is a problem with the message frame in the GPO cache.
725	MESSAGE	The port's server caused an unexpected escape.
726	MESSAGE	The procedure INTERNAL_SEND can not get message frame for internal send.

---

---

727	MESSAGE	The procedure INTERNAL_SEND can not send to internal facility port; bad status from SEND_MSG.
728	MESSAGE	The PORT FACILITY PROCESS is not available yet.
729	MESSAGE	The procedure DELAYED_AWAKE_PROCESS can not send the delayed awake message to PFP.
730	MESSAGE	The decrement of the port's total freeze count causes it to become negative.
731	MESSAGE	The port is already totally frozen, but partial freeze failed; no reason for this to happen.
732	MESSAGE	The procedure INITIATE_UNBLOCKED_MAKE_PRESENT (2) can not get message frame for make present port; bad status from GET_MSG_FRAME.
733	MESSAGE	The procedures INITIATE_UNBLOCKED_MAKE_PRESENT and PORT_MAKE_PRES can not cleanup the message on the make present port and give it back to the message pool; bad status from RETRIEVE_MSG.
734	MESSAGE	The procedure BLOCKED_MAKE_PRESENT can not get FREEZE reply from MEMORY MANAGER for MAKE_PRESENT; bad status from EXTEND_RECEIVE.
735	MESSAGE	The procedure BLOCKED_MAKE_PRESENT detected a bad FREEZE reply message from MEMORY MANAGER.
736	MESSAGE	The FREEZE count is zero; can not hold FREEZE since port is not totally frozen.
737	MESSAGE	The FREEZE count is zero; cannot release FREEZE because the port must be totally frozen when called.
738	MESSAGE	The procedure CHECK_PORT_DESCRIPTOR detected an unknown port type in the port descriptor.

---

---

739	MESSAGE	The procedure ENABLE_TIMEOUT can not alter the standard message port for time out; bad status from CHANGE_SUBQUEUE.
-----	---------	---

---

740	MESSAGE	The procedure ENABLE_TIMEOUT can not get timer for time out; bad status from GET_TIMER.
-----	---------	---

---

741	MESSAGE	The procedure DISABLE_TIMEOUT can not access the standard message port for time out; bad status from PORT_INFO.
-----	---------	---

---

742	MESSAGE	The procedure DISABLE_TIMEOUT can not release timer; unexpected status from RELEASE_TIMER.
-----	---------	--

---

743	MESSAGE	The timer has popped. Expected a reply message, but RECEIVE failed; bad status from EXTEND_RECEIVE.
-----	---------	---

---

744	MESSAGE	The procedure INCREASE_PROCESS_PRIORITY can not hold or increase process's priority; bad status from NOTIFY_DISPATCHER.
-----	---------	---

---

745	MESSAGE	The procedure BOOST_SERVER_PRIORITY can not boost server's priority; server's PIN is nil according to the SCB.
-----	---------	--

---

746	MESSAGE	The procedure DECREASE_CALLERS_PRIORITY can not decrease caller's priority; bad status from NOTIFY_DISPATCHER.
-----	---------	--

---

747	MESSAGE	The procedure DROP_SERVER_PRIORITY can not drop server's priority because server has nil PIN.
-----	---------	---

---

748	MESSAGE	The caller wanted to WAIT, but can not WAIT while program is on the ICS.
-----	---------	--

---

749	MESSAGE	The procedure INTERRUPT_TARGET_PROCESS can not AWAKE process blocked on port WAIT; bad status from NOTIFY_DISPATCHER.
-----	---------	---

---

---

750	MESSAGE	The system is trying to IMPEDE the process by waiting for the unimpede message on the impede subqueue of the process standard message port; SEND_MSG failed.
751	MESSAGE	The system is trying to UNIMPEDE the process by sending a wakeup message to its standard message port, but SEND_MSG failed.
752	MESSAGE	The procedure CLEAR_WWS can not CLEAR the wake up waiting switch; bad status from PORT_CONTROL.
753	MESSAGE	Unexpected status was received from IPC_WAIT_PROCESS.
754	MESSAGE	Unexpected status was received from IPC_AWAKE_PROCESS.
755	MESSAGE	The procedure DELAYED_SEND can not perform the actual delayed send; bad status from EXTEND_SEND or INSERT_MSG.
756	MESSAGE	Received unexpected status from EXTEND_RECEIVE while receiving the delayed purge message.
757	MESSAGE	An unrecoverable error occurred during PORT_PURGE_PROCESS.
758	MESSAGE	An error occurred while initializing PFP.
759	MESSAGE	Bad status occurred from RECEIVE_MSG in PORT_FACILITY_PROCESS.
760	MESSAGE	Received an unexpected PFP message type.
761	MESSAGE	Received bad status from internal operation.
762	MESSAGE	Received message from an invalid subqueue on the MAKE PRESENT port.

---

---

763	MESSAGE	Requested MEMORY MANAGEMENT to MAKE PRESENT a port entity; MEMORY MANAGEMENT'S reply indicates the MAKE PRESENT was unsuccessful.
-----	---------	---

---

764	MESSAGE	Received unexpected message type in MAKE PRESENT message.
-----	---------	---

---

765	MESSAGE	The procedure GET_SHR_OWNER_ENTRY can not get free entry from the shared owner list pool; shared owner list exhausted.
-----	---------	--

---

766	MESSAGE	The processes WAIT_FOR_RESOURCE and WAKE_UP_HEAD_WAITER can not block process to wait for semaphore; bad status from NOTIFY_DISPATCHER while blocking process.
-----	---------	--

---

767	MESSAGE	Either the dispatcher or interrupts were disabled after awaking from a CB WAIT.
-----	---------	---

---

768	MESSAGE	The owner of the semaphore being blocked is NIL_PIN.
-----	---------	--

---

769	MESSAGE	Various procedures caused the system to abort in an attempt to access unknown semaphore type.
-----	---------	---

---

770	MESSAGE	The procedure GIVE_TO_NEXT_WAITERS can not give ownership of the semaphore to waiter; bad status from NOTIFY_DISPATCHER while unblocking process.
-----	---------	---

---

771	MESSAGE	The procedures CB_SHR_LOCK and CB_SHR_UNLOCK caused a system abort because use of sharable lock while on ICS is not allowed.
-----	---------	--

---

772	MESSAGE	The procedures CB_SHR_UNLOCK and CB_FAILER caused a system abort because the caller is not the owner of the semaphore and can not unlock it.
-----	---------	--

---

773	MESSAGE	The procedure CB_FAILER caused a system abort because multiple lock of the standard semaphore is not allowed.
-----	---------	---

---

---

774	MESSAGE	The procedure CB_FAILER resulted in an unconditional lock failing while on the ICS.
775	MESSAGE	The procedure CB_FAILER detected an attempt to unlock an unowned semaphore.
776	MESSAGE	The procedure CB_FAILER caused a system abort in an attempt to unlock an unowned semaphore on the ICS.
777	MESSAGE	The procedure CB_FAILER caused a system abort because access of this semaphore type is not supported.
778	MESSAGE	The procedure CB_FAILER caused a system abort because the semaphore access procedure is not allowed on the ICS.
779	MESSAGE	The procedure CB_FAILER caused an unknown error while accessing the semaphore.
780	MESSAGE	The procedure SEM_INIT resulted in bad status from CB_INIT.
781	MESSAGE	The CM pseudo count is less than zero.
782	MESSAGE	The procedure CM_PSDB_CLEAR resulted in bug catcher, clearing PSDB count; not blocking on port WAIT.
783	MESSAGE	The procedure GET_POOL_ITEM can not access message pool table header; bad status from GET_TABLE_INFO.
784	MESSAGE	The procedure FLUSH_SEM_WAIT_QUEUE can not flush all waiting processes from the semaphore's wait queue; bad status from REPLY_TO_WAITER.
785	MESSAGE	The procedure CREATE_STD_PFP_PORTS caused an unexpected escape; creation of standard PFP port was unsuccessful.

---



---

786	MESSAGE	The procedure INIT_RES_PORT_FACILITY can not initialize INTERRUPT or MAKE_PRESENT semaphore for global port object.
-----	---------	---

---

787	MESSAGE	The procedure can not allocate port descriptor for the known global ports; bad status from MAKE_GLOBAL_DESC.
-----	---------	--

---

788	MESSAGE	Initialization of the resident port facility failed due to an unexpected escape from the procedure.
-----	---------	---

---

789	MESSAGE	The procedure can not create the port directory object; bad status received from CREATE_OBJECT.
-----	---------	---

---

790	MESSAGE	The procedure can not create HPIMAGE port; bad status received from CREATE_PORT.
-----	---------	--

---

791	MESSAGE	The procedure INIT_NONRES_PORT_FACILITY caused a system abort because initialization of a non-resident port facility failed, causing an unexpected escape from the procedure.
-----	---------	---

---

792	MESSAGE	The procedure CREATE_PORT_PROCESS caused a system abort because creation of standard port process failed, causing an unexpected escape from the procedure.
-----	---------	--

---

793	MESSAGE	The procedure INITIALIZE_SEMAPHORES can not initialize CM PSDB semaphore.
-----	---------	---

---

794	MESSAGE	The procedure INITIALIZE_SEMAPHORES can not initialize the COMPARE and SWAP semaphore for the database.
-----	---------	---

---

795	MESSAGE	The procedure INITIALIZE_SEMAPHORES can not create the shared semaphore owner list.
-----	---------	---

---

796	MESSAGE	The procedures CHECK_PEND_LEVEL and GET_HIGHEST_PEND_LEVEL can not access the process interrupt port; bad status from PORT_INFO.
-----	---------	--

---

---

797	MESSAGE	The procedure DELETE_INT_MSG can not return the message frame to PI port's free pool; bad status from RETRIEVE_MSG.
798	MESSAGE	The procedure CHANGE_INT_LEVEL can not change the allowable process interrupt levels for this process; bad status from CHANGE_SUBQUEUE.
799	MESSAGE	Various procedures can not notify the dispatcher so that we will re-enter PI later; bad status from NOTIFY_DISPATCHER.
800	MESSAGE	The procedure GET_INTERRUPT_MSG can not obtain the next interrupt message, yet port is not empty; unexpected status from RETRIEVE_MSG.
801	MESSAGE	The procedure QUEUE_INTERRUPT_message can not queue interrupt message from the process' standard PI port; bad status from SEND_MSG.
802	MESSAGE	The procedure WAIT_FOR_ACTIVE_PORT can not WAIT the process; bad status from NOTIFY_DISPATCHER.
803	MESSAGE	The procedure DEQUEUE_MSG caused a system abort in an attempt to take the message from an empty subqueue.
804	MESSAGE	The procedure OBTAIN_MSG caused a system abort when trying to get the message from a non-message port.
805	MESSAGE	The procedure WAIT_UP_WAITER can not wake up the process that is waiting on this semaphore port.
806	MESSAGE	The procedure RECEIVE_FROM_SEMAPHORE_PORT detected that the semaphore port's number of free messages is greater than the maximum number of messages.
807	MESSAGE	The procedure RECEIVE_FROMSEMAPHORE_PORT detected that the semaphore owner's queue is empty; semaphore is not on its owner's list.

---

---

808	MESSAGE	The procedure MOVE_MSG detected an error in recover; unable to queue the message from back to its original position; unexpected escape from QUE_MSG.
-----	---------	--

---

809	MESSAGE	The procedure GET_HIGHEST_PRIORITY_PORT detected an unexpected interrupt server queue; can not find next eligible queued ICS port.
-----	---------	--

---

810	MESSAGE	The procedure SCHEDULE_SERVER detected an error scheduling procedure server, causing an unexpected escape.
-----	---------	--

---

811	MESSAGE	The procedure WAKE_UP_PROCESS_SERVER can not process interrupt the process server; bad status from CAUSE_PROCESS_INTERRUPT.
-----	---------	---

---

812	MESSAGE	The procedure WAKE_UP_PROCESS_SERVER can not AWAKE the process server that is waiting for a message; bad status from NOTIFY_DISPATCHER.
-----	---------	---

---

813	MESSAGE	The procedure RELEASE_WAIT_ENTRY can not return WAIT queue entry to the free list; bad status from RELEASE_TABLE_ENTRY.
-----	---------	---

---

814	MESSAGE	The procedure PUT_WAIT_QUEUE can not put calling process on the wait queue; illegal to do so while on the ICS.
-----	---------	--

---

815	MESSAGE	The procedures PUT_WAIT_QUEUE and REPLY_TO_WAITER detect that the wait queue's semaphore must be locked by the caller upon entry of this procedure.
-----	---------	---

---

816	MESSAGE	The procedure PUT_WAIT_QUEUE can not get a free wait queue entry; bad status from GET_TABLE_ENTRY.
-----	---------	--

---

817	MESSAGE	The procedure WAIT_FOR_RESOURCE detected that interrupts are disabled when trying to block the process for a control block.
-----	---------	---

---

---

818	MESSAGE	The procedure WAIT_FOR_ACTIVE_PORT detected that interrupts are disabled when trying to block a process on the port wait.
-----	---------	---

---

819	MESSAGE	The procedure WAIT_FOR_ACTIVE_PORT detected that either the dispatcher was disabled, or interrupts are off when awoken from an IPC WAIT.
-----	---------	--

---

820	MESSAGE	Various procedures are either returning a port description that is already free, obtaining a port description that has already been assigned, or accessing a port or port description pointer.
-----	---------	--

---

821	MESSAGE	Calling CB_SHR_LOCK or CB_SHR_UNLOCK, but the lock type is not valid.
-----	---------	---

---

822	MESSAGE	An attempt was made to perform a CM_PENABLE when the CM_PSDB semaphore was not owned by any process.
-----	---------	--

---

823	MESSAGE	An attempt was made to perform a CM_PENABLE when the CM_PSDB semaphore was owned by another process.
-----	---------	--

---

824	MESSAGE	An attempt was made to perform a CM_PDISABLE, but the count overflowed. The process has locked the CM_PSDB semaphore too many times (it is a 16-bit counter).
-----	---------	---

---

825	MESSAGE	Unknown error while accessing CM_PSDB semaphore.
-----	---------	--

---

900	MESSAGE	The CREATE of the HLIO SANCTUM failed.
	CAUSE	HLIO SANCTUM could not be created.

---

901	MESSAGE	The CREATE of the COMPATIBILITY MODE I/O queue failed.
	CAUSE	COMPATIBILITY MODE I/O queue could not be created.

---

902	MESSAGE	The CREATE of the COMPATIBILITY MODE I/O STATE TABLE failed.
	CAUSE	COMPATIBILITY MODE I/O STATE TABLE could not be created.

---

---

903	MESSAGE	The CREATE of the LOGICAL PATH TABLE failed.
	CAUSE	The LOGICAL PATH TABLE could not be created.

---

904	MESSAGE	The CREATE of the DATA CHAIN TABLE failed.
	CAUSE	The DATA CHAIN TABLE could not be created.

---

905	MESSAGE	The CREATE of the TERMINAL BUFFER TABLE failed.
	CAUSE	The TERMINAL BUFFER TABLE could not be created.

---

906	MESSAGE	The CREATE of the I/O QUEUE TABLE failed.
	CAUSE	The I/O QUEUE TABLE could not be created.

---

907	MESSAGE	The CREATE of the SERIAL WRITE TABLE failed.
	CAUSE	The SERIAL WRITE TABLE could not be created.

---

908	MESSAGE	The CREATE of the DISC MESSAGE POOL failed.
	CAUSE	The DISC MESSAGE POOL could not be created.

---

909	MESSAGE	The CREATE of the DEVICE MESSAGE POOL failed.
	CAUSE	The DEVICE MESSAGE POOL could not be created.

---

910	MESSAGE	The CREATE of the disk FILL OBJECTS failed.
	CAUSE	The disk FILL OBJECTS could not be created.

---

911	MESSAGE	The CREATE of the HLIO SURROGATES failed.
	CAUSE	The HLIO SURROGATES could not be created.

---

915	MESSAGE	The function received was not implemented by this logical device manager.
	CAUSE	This logical device manager did not implement the received function.

---

---

920	MESSAGE	The SERIAL WRITE MANAGER had an error in the SEND to the I/O COMPLETION port.
	CAUSE	A SEND to the I/O COMPLETION port caused an error to SERIAL WRITE MANAGER.”

---

921	MESSAGE	The SERIAL WRITE MANAGER received an invalid LDEV.
	CAUSE	An invalid LDEV was passed to the SERIAL WRITE MANAGER.

---

922	MESSAGE	The SERIAL WRITE MANAGER had an error in returning the SERIAL QUEUE entry.
	CAUSE	Returning the SERIAL QUEUE entry caused an error to the SERIAL WRITE MANAGER.”

---

923	MESSAGE	The SERIAL WRITE MANAGER could not start the request because of an error.
	CAUSE	The request in SERIAL WRITE MANAGER could not be started.

---

924	MESSAGE	The serial queue is in the wrong state for the operation requested.
	CAUSE	Wrong state for requested operation.

---

925	MESSAGE	SENDMMIO must be passed to the request at the head of the list.
	CAUSE	SENDMMIO was not passed to the request at the head of the list.

---

926	MESSAGE	The SERIAL WRITE MANAGER received an unknown message.
	CAUSE	An unknown message was passed to the SERIAL WRITE MANAGER.

---

930	MESSAGE	The MEMORY MANAGER surrogate HASH TABLE is full.
	CAUSE	Surrogate HASH TABLE in MEMORY MANAGER is full.

---

---

931	MESSAGE	The MEMORY MANAGER surrogate received a completion for an unknown RID.
	CAUSE	Completion received in MEMORY MANAGER for an unknown RID.

---

932	MESSAGE	The MEMORY MANAGER surrogate swap in FAILED.IN
-----	---------	--

---

933	MESSAGE	The MEMORY MANAGER surrogate could not send the completion message to the LDM.
	CAUSE	Completion message not sent by the MEMORY MANAGER surrogate to the LDM.

---

934	MESSAGE	The MEMORY MANAGER surrogate received an unknown message.
	CAUSE	An unknown message was sent to the MEMORY MANAGER surrogate.

---

935	MESSAGE	The MEMORY MANAGER surrogate received an error from MAKE_PRESENT_IO_BUFFER.
	CAUSE	MAKE_PRESENT_IO_BUFFER sent an error to the MEMORY MANAGER surrogate.”

---

940	MESSAGE	An error occurred, and HLIO’s normal error recovery was not enabled.
	CAUSE	HLIO’s normal error recovery was not enabled when an error occurred.

---

1001	MESSAGE	The MEMORY MANAGER initialization module was unable to allocate a table entry from an object.
------	---------	---

---

1002	MESSAGE	The MEMORY MANAGER initialization module was unable to retrieve a table entry which should be in the table’s free list.
------	---------	---

---

1003	MESSAGE	GET_TABLE_INFO returned a bad status to the MEMORY MANAGER initialization module when the latter tried to access the PDIR.
------	---------	--

---

---

1004	MESSAGE	The MEMORY MANAGER initialization module received a bad status from an attempt to validate a resident object's access rights.
1005	MESSAGE	The MEMORY MANAGER initialization module was unable to create a required table.
1006	MESSAGE	The initialization module was unable to create the nonresident objects required by the MEMORY MANAGER.
1007	MESSAGE	The MEMORY MANAGER was unable to create the page filler process.
1008	MESSAGE	The MEMORY MANAGER was unable to activate the page filler process.
1009	MESSAGE	The MEMORY MANAGER I/O INFORMATION TABLE was out of entries.
1010	MESSAGE	The MEMORY MANAGER alias operation encountered a bad status while trying to access the I/O notification queue.
1011	MESSAGE	The MEMORY MANAGER alias operation encountered a bad status while trying to access the I/O notification queue.
1012	MESSAGE	The MEMORY MANAGER was unable to set TRANSACTION MANAGEMENT post attributes correctly.
1013	MESSAGE	The MEMORY MANAGEMENT semaphore for this physical page is already locked. This should not occur in a uni-processor environment.
1014	MESSAGE	An attempt was made to set TRANSACTION MANAGEMENT FREEZE attributes on a virtual page which was not frozen in memory.
1015	MESSAGE	The I/O completion port was the wrong port for this process.

---



---

1016	MESSAGE	The MEMORY MANAGER detected an error when it attempted to send a message to the DISPATCHER.
------	---------	---

---

1017	MESSAGE	The MEMORY MANAGER detected an error when it attempted to call NOTIFY_DISPATCHER from MAKE_IO_BUFFER_PRESENT.
------	---------	---

---

1018	MESSAGE	The MEMORY MANAGER was unable to update a physical page's NO POST count.
------	---------	--

---

1019	MESSAGE	The MEMORY MANAGER was unable to access the I/O notification port.
------	---------	--

---

1020	MESSAGE	The MEMORY MANAGER encountered an error while trying to send a FETCH message to the DISPATCHER.
------	---------	---

---

1021	MESSAGE	NOTIFY_DISPATCHER returned a bad status to SYSTEM_FETCH_REQUEST.
------	---------	--

---

1022	MESSAGE	An attempt was made to UNFREEZE a virtual page which was not mapped into physical memory.
------	---------	---

---

1023	MESSAGE	The MEMORY MANAGER was unable to access the I/O notification port.
------	---------	--

---

1024	MESSAGE	The MEMORY MANAGER was unable to WRITE pages out to disk which had been locked in the VPN cache.
------	---------	--

---

1025	MESSAGE	The MEMORY MANAGER was unable to access the I/O notification port.
------	---------	--

---

1026	MESSAGE	The MEMORY MANAGER was unable to access the I/O notification port.
------	---------	--

---

1027	MESSAGE	The MEMORY MANAGER was unable to access the I/O notification port.
------	---------	--

---

---

1028	MESSAGE	The MEMORY MANAGER was unable to access the I/O notification port.
------	---------	--

---

1029	MESSAGE	The MEMORY MANAGER was unable to access the I/O notification port.
------	---------	--

---

1030	MESSAGE	An attempt was made to FREEZE an invalid virtual address.
------	---------	---

---

1031	MESSAGE	An attempt was made to FREEZE an invalid virtual address.
------	---------	---

---

1032	MESSAGE	The MEMORY MANAGER was unable to access the I/O notification port.
------	---------	--

---

1033	MESSAGE	The MEMORY MANAGER LOCALITY LIST TABLE was out of entries.
------	---------	--

---

1034	MESSAGE	The locality list is not empty after all entries were supposed to have been deleted from the list.
------	---------	--

---

1035	MESSAGE	Some virtual pages which were to be removed from the locality list do not all fall within the range of an individual locality list entry.
------	---------	---

---

1036	MESSAGE	A process is currently accessing a page of an object which is being deleted.
------	---------	--

---

1037	MESSAGE	The MEMORY MANAGER was unable to get an entry from the LOCALITY LIST TABLE.
------	---------	---

---

1038	MESSAGE	The MEMORY MANAGER was unable to get an entry from the LOCALITY LIST TABLE.
------	---------	---

---

1039	MESSAGE	The MEMORY MANAGER is attempting to delete an entry from the locality list which still needs to be swapped in.
------	---------	--

---

1040	MESSAGE	The MEMORY MANAGER could not find the specified locality entry in the locality list.
------	---------	--

---

---

1041	MESSAGE	The MEMORY MANAGER could not find the specified locality entry in the locality list.
------	---------	--

---

1042	MESSAGE	The MEMORY MANAGER allows prefetching on only one range of pages.
------	---------	---

---

1043	MESSAGE	The process's locality list contains more than the maximum number of entries.
------	---------	---

---

1044	MESSAGE	The process's locality list contains more than the maximum number of entries.
------	---------	---

---

1045	MESSAGE	The MEMORY MANAGER was unable to send a message to the logical device manager port while trying to complete swapping in the page.
------	---------	---

---

1046	MESSAGE	The MEMORY MANAGER encountered low level I/O errors while trying to swap in a page.
------	---------	---

---

1047	MESSAGE	The MEMORY MANAGER encountered a page fault while interrupts were disabled.
------	---------	---

---

1048	MESSAGE	The MEMORY MANAGER encountered a data page fault while the DISPATCHER was disabled.
------	---------	---

---

1049	MESSAGE	The MEMORY MANAGER encountered a code page fault while the DISPATCHER was disabled.
------	---------	---

---

1050	MESSAGE	The MEMORY MANAGER encountered a page fault on the ICS.
------	---------	---

---

1051	MESSAGE	This system failure is only used for internal debugging and should not be seen in the field.
------	---------	--

---

1052	MESSAGE	The MEMORY MANAGER can not allocate the header entry for the I/O notification queue, despite the fact that the process could be impeded for resources.
------	---------	--

---

---

1055	MESSAGE	The MEMORY MANAGER can not allocate the header entry for the I/O INFO queue, despite the fact that the process could be impeded for resources.
------	---------	--

---

1058	MESSAGE	The MEMORY MANAGER can not SETUP the header entry for the I/O request queue, despite the fact that the process could be impeded for resources.
------	---------	--

---

1060	MESSAGE	The MEMORY MANAGER has been requested to cancel a user WRITE; this is not permitted.
------	---------	--

---

1061	MESSAGE	The MEMORY MANAGER has been requested to cancel a user WRITE; this is not permitted.
------	---------	--

---

1062	MESSAGE	The MEMORY MANAGER was unable to send a message to the I/O completion port.
------	---------	---

---

1063	MESSAGE	An I/O request, upon which other requests are dependent, has a bad status.
------	---------	--

---

1064	MESSAGE	A bad status was returned from an attempt to POST a page out to the disk.
------	---------	---

---

1065	MESSAGE	An attempt was made to FREEZE a page which was not mapped into physical memory.
------	---------	---

---

1066	MESSAGE	The MIB's last quad link in the MIB is corrupt.
------	---------	---

---

1067	MESSAGE	An attempt to set up an I/O request entry failed.
------	---------	---

---

1068	MESSAGE	An attempt to ADD an entry to a READ I/O notification queue failed.
------	---------	---

---

1069	MESSAGE	An attempt to ADD an entry to a WRITE I/O notification queue failed.
------	---------	--

---

---

1070	MESSAGE	An attempt to SEND a message to an I/O completion port failed.
------	---------	--

---

1072	MESSAGE	An attempt to ADD an entry to a READ I/O notification queue failed.
------	---------	---

---

1073	MESSAGE	The MEMORY MANAGER is trying to initiate the READ of a virtual page before the page can be brought into memory.
------	---------	---

---

1074	MESSAGE	An attempt to initiate a READ from virtual memory failed.
------	---------	---

---

1075	MESSAGE	An attempt to initiate a READ from virtual memory failed.
------	---------	---

---

1076	MESSAGE	The MEMORY MANAGER semaphore for this page is already locked.
------	---------	---

---

1098	MESSAGE	An unknown status was returned from SET_UP_READ.
------	---------	--

---

1099	MESSAGE	The MEMORY MANAGER was unable to RESERVE a physical page while trying to FETCH a virtual page.
------	---------	--

---

1100	MESSAGE	The MEMORY I/O COMPLETION PORT SERVER was unable to SEND a message in order to invoke the page READ or page WRITE completor.
------	---------	--

---

1101	MESSAGE	An error occurred while low-level I/O attempted to READ a NATIVE MODE stack page in from secondary storage.
------	---------	---

---

1102	MESSAGE	An error occurred while low-level I/O attempted to WRITE a NATIVE MODE stack page out to secondary storage.
------	---------	---

---

1103	MESSAGE	The MEMORY MANAGER detected an error when trying to POST a page out to the disk.
------	---------	--

---

1104	MESSAGE	The MEMORY MANAGER was unable to allocate an I/O INFO entry.
------	---------	--

---

---

1105	MESSAGE	The MEMORY MANAGER was unable to allocate an I/O notification queue entry.
1106	MESSAGE	The MEMORY MANAGER detected an error while trying to set up an I/O request entry.
1107	MESSAGE	An error was detected while trying to POST a MIB to a secondary storage.
1108	MESSAGE	A virtual page whose post must be POSTPONED is already on its way to disk.
1109	MESSAGE	The MEMORY MANAGER received an error when it attempted to RECEIVE from its I/O notification port.
1110	MESSAGE	The MEMORY MANAGER tried to DELETE an entry from the PDIR which was not found in the HASH TABLE chains.
1111	MESSAGE	The MEMORY MANAGER was unable to CREATE one of its required ports.
1112	MESSAGE	The MEMORY MANAGER detected an error while scanning the PDIRX for recently unreferenced pages.
1113	MESSAGE	The MEMORY MANAGER was unable to FIND a block of contiguous physical memory.
1114	MESSAGE	The MEMORY MANAGER detected an error while scanning the PDIRX for recently unreferenced pages.
1115	MESSAGE	The MEMORY MANAGER detected an error while trying to set up an I/O request entry.
1116	MESSAGE	The MEMORY MANAGER detected an error while trying to identify a block of contiguous physical pages.

---

---

1117	MESSAGE	The MEMORY MANAGER was not able to GET a MIB for this request.
------	---------	--

---

1118	MESSAGE	The MEMORY MANAGER detected an error while trying to kick out a block of contiguous physical pages.
------	---------	---

---

1119	MESSAGE	The MEMORY MANAGER was unable to add an entry to the I/O notification queue.
------	---------	--

---

1120	MESSAGE	A block of contiguous physical memory was requested for virtual pages which were not virgin.
------	---------	--

---

1121	MESSAGE	The MEMORY MANAGER was unable to allocate an I/O notification queue entry.
------	---------	--

---

1122	MESSAGE	The MEMORY MANAGER was unable to set up an I/O INFO entry.
------	---------	--

---

1123	MESSAGE	The MEMORY MANAGER received an error when writing a page to secondary storage.
------	---------	--

---

1124	MESSAGE	The MEMORY MANAGER received an error when it attempted to RECEIVE from its I/O notification port.
------	---------	---

---

1125	MESSAGE	A block of physical pages which the MEMORY MANAGER tried to make memory-resident contained a page which was not present.
------	---------	--

---

1126	MESSAGE	The critical PAGE POOL is empty.
------	---------	----------------------------------

---

1127	MESSAGE	The MEMORY MANAGER was unable to REPLENISH the critical PAGE POOL.
------	---------	--

---

1128	MESSAGE	The MEMORY MANAGER received an error when it attempted to RECEIVE from its I/O notification port.
------	---------	---

---

1129	MESSAGE	The MEMORY MANAGER could not find a memory-resident PAGE entry in the PDIRX.
------	---------	--

---

---

1130	MESSAGE	The MEMORY MANAGER could not find a memory-resident PAGE entry in the PDIRX.
------	---------	--

---

1131	MESSAGE	The MEMORY MANAGER was unable to get a PDIR entry from TABLE MANAGEMENT.
------	---------	--

---

1132	MESSAGE	Inserting an entry at the head of a chain in the KO HASH TABLE is the only supported method.
------	---------	--

---

1133	MESSAGE	Inserting an entry at the head of a chain in the PSEUDO PRESENT HASH TABLE is the only supported method.
------	---------	--

---

1134	MESSAGE	The MEMORY MANAGER was unable to lock the PDIRX when attempting to CHANGE a page to a recoverable overlay candidate.
------	---------	--

---

1135	MESSAGE	A user-requested WRITE is in progress on a stack page above SP.
------	---------	---

---

1136	MESSAGE	An error was detected while trying to send a message to the MEMORY MANAGER PAGE filler port.
------	---------	--

---

1137	MESSAGE	The MEMORY MANAGER detected an error while trying to get a clean page to add to the filled page pool.
------	---------	---

---

1138	MESSAGE	An error was detected whie trying to RECEIVE a message from the MEMORY MANAGER PAGE filler port.
------	---------	--

---

1139	MESSAGE	The MEMORY MANAGER was unable to LOCK to PDIRX.
------	---------	---

---

1140	MESSAGE	The MEMORY MANAGER detected an error while attempting to WRITE pages to secondary storage.
------	---------	--

---

1141	MESSAGE	The MEMORY MANAGER can not find a page which has not been referenced since the last traverse of physical memory.
------	---------	--

---

1142	MESSAGE	The MEMORY MANAGER was unable to LOCK the PDIRX.
------	---------	--

---



---

1143	MESSAGE	The MEMORY MANAGER was unable to LOCK the PDIRX.
------	---------	--

---

1144	MESSAGE	The MEMORY MANAGER encountered a STACK OVERFLOW while trying to handle a STACK OVERFLOW condition.
------	---------	--

---

1145	MESSAGE	The MEMORY MANAGER was unable to ADD a page to a process's minimum locality.
------	---------	--

---

1146	MESSAGE	The MEMORY MANAGER detected an error while trying to get PLABEL information about a system entry point.
------	---------	---

---

1147	MESSAGE	The MEMORY MANAGER was unable to CREATE an object in the safe stack.
------	---------	--

---

1148	MESSAGE	The MEMORY MANAGER was unable to lock an object in the safe stack.
------	---------	--

---

1149	MESSAGE	The MEMORY MANAGER attempted to MAP in a VIRGIN page which was already in the process of being mapped in from secondary storage.
------	---------	--

---

1150	MESSAGE	The TOS of STACK POINTER (SP) is not word-aligned.
------	---------	--

---

1151	MESSAGE	The MEMORY MANAGER was unable to FREEZE pages in the SAFE stack.
------	---------	--

---

1152	MESSAGE	The MEMORY MANAGER was unable to release an object from the SAFE stack.
------	---------	---

---

1153	MESSAGE	A PAGE fault which was no a TOS trap occurred while interrupts were disabled.
------	---------	---

---

1154	MESSAGE	A PAGE fault occurred while the DISABLED TOS trap count was nonzero.
------	---------	--

---

1156	MESSAGE	The MEMORY MANAGER was unable to get an entry from the GREY PAGE TABLE.
------	---------	---

---

---

1157	MESSAGE	The physical PAGE POOL used for mapping in TOS pages was empty.
------	---------	---

---

1158	MESSAGE	The MEMORY MANAGER was unable to get an entry from the GREY PAGE TABLE.
------	---------	---

---

1159	MESSAGE	A virtual page which should have been frozen in memory was found to be absent.
------	---------	--

---

1160	MESSAGE	The MEMORY MANAGER was unable to LOCK a portion of the process stack in the VPN cache.
------	---------	--

---

1161	MESSAGE	The MEMORY MANAGER was unable to get a valid PLABEL from the loader.
------	---------	--

---

1163	MESSAGE	FETCH pages could not obtain the resources that it needs.
------	---------	---

---

1164	MESSAGE	FETCH PAGES out of service clean up has detected an inconsistency.
------	---------	--

---

1165	MESSAGE	An attempt was made to FREEZE a virtual page which was not mapped into physical memory.
------	---------	---

---

1166	MESSAGE	An attempt was made to UNFREEZE a virtual page which was not mapped into physical memory.
------	---------	---

---

1167	MESSAGE	The MEMORY MANAGER either was given a bad locality list entry number, or found a bad entry in the locality list.
------	---------	--

---

1168	MESSAGE	The MEMORY MANAGER's semaphore for this page is already locked. This should not occur in a uni-processor environment.
------	---------	---

---

1169	MESSAGE	A frozen page is absent.
------	---------	--------------------------

---

1170	MESSAGE	A frozen page is absent.
------	---------	--------------------------

---

---

1171	MESSAGE	An uninitialized semaphore is used in a lock request.
------	---------	---

---

1172	MESSAGE	An attempt was made to lock the stack below the currently locked area.
------	---------	--

---

1174	MESSAGE	We were asked to map in a page for a page that was present.
------	---------	---

---

1175	MESSAGE	If we force a K0 page absent, it should have a present version.
------	---------	---

---

1176	MESSAGE	An error was detected in changing from VPS to K0.
------	---------	---

---

1177	MESSAGE	The PDIRX entry could not be locked.
------	---------	--------------------------------------

---

1178	MESSAGE	SEND MESSAGE failed in background posts.
------	---------	--

---

1179	MESSAGE	A bug occurred in stale page bug catcher.
------	---------	---

---

1180	MESSAGE	Page VP state detected in CHANGE VPS STATE.
------	---------	---

---

1181	MESSAGE	MM_TT_ZERO_VALUED_FIRST_INTERRUPT_MKR for MEMORY MANAGER.
	CAUSE	First CM interrupt marker in TCB is set to zero.

---

1300	MESSAGE	The procedure CREATE_PROCESS_SWITCH_OBJ is unable to create process SWITCH OBJECT.
	CAUSE	Unable to create an object for the CM procedure name to the plabel table.

---

1301	MESSAGE	The procedure CREATE_PROCESS_SWITCH_OBJ is unable to create HASH TABLE.
	CAUSE	Unable to create the CM procedure name to the plabel table.

---

---

1302	MESSAGE	The procedure ALLOCATE_CM_PROCEDURE received bad status from SWITCH_TO_CM.
	CAUSE	SWITCH_TO_CM could not call LOADPROC.

---

1303	MESSAGE	The procedure DEALLOCATE_CM_PROCEDURE received bad status from SWITCH_TO_CM.
	CAUSE	SWITCH_TO_CM could not call UNLAODPROC.

---

1304	MESSAGE	The procedure DELETE_SCM_HASH_ENTRY failed to find entry.
	CAUSE	Could not find a name in the CM procedure name to plabel table.

---

1305	MESSAGE	The procedure DELETE_SCM_HASH_ENTRY received bad status from RELEASE_TABLE_ENTRY.
	CAUSE	A table management error occured while releasing a table entry in the CM procedure to the plabel table.

---

1306	MESSAGE	The procedure GET_PROCESS_SCM_PLABEL received bad status from RELEASE_TABLE_ENTRY.
	CAUSE	A table management error occured while releasing a table entry in the CM procedure name to the plabel table.

---

1307	MESSAGE	The procedure SWITCH_TO_CM received bad status from RELDATSEG.
	CAUSE	Unable to release a data segment previously created in SWITCH_TO_CM.

---

1320	MESSAGE	TIMER entry had an illegal state.
------	---------	-----------------------------------

---

1321	MESSAGE	The current process had no standard signal port.
	CAUSE	GET_TIMEREQ: get_global_port_num returned no number for the standard signal port.

---

1322	MESSAGE	An invalid code was received from compatibility TIMEREQ.
	CAUSE	GET_TIMEREQ: invalid timer code parameter received.

---

---

1323	MESSAGE	Bad TABLE MANAGEMENT status was received when the timer entry was released.
------	---------	---

---

1324	MESSAGE	The current process had no standard signal port.
	CAUSE	PROC_PAUSE: get_global_port_num returned no number for the standard signal port.

---

1325	MESSAGE	The procedure INITIALIZE_TIMERS failed to create TIMER ENTRY TABLE.
	CAUSE	The call to create_table failed.

---

1326	MESSAGE	The procedure INITIALIZE_TIMERS failed to create TIMER global area.
	CAUSE	The call to create_object failed.

---

1327	MESSAGE	PDC TOD read failed.
	CAUSE	PDC_TIME: call to get_pdc_tod failed.

---

1328	MESSAGE	PDC TOD write failed.
	CAUSE	SET_PDC_TIME: call to pdc_access_4 failed.

---

1329	MESSAGE	Can not read PDC TOD calib.
	CAUSE	PDC_TIMER_CAL: call to get_pdc_timer failed.

---

1330	MESSAGE	Can not read PDC TOD calib.
	CAUSE	PDC_TIMER_ACC: call to get_pdc_timer failed.

---

1331	MESSAGE	CLOCK_SYNC WRITE failed.
	CAUSE	SYBC_CLOCKS: call to set_pdc_timer failed.

---

1332	MESSAGE	The procedure failed to create port for clock sync.
	CAUSE	INIT_HARDWARE_CLOCK_UPDATES: call to create_port failed.

---

---

1333	MESSAGE	The procedure failed to get TIMER for clock sync.
	CAUSE	INIT_HARDWARE_CLOCK_UPDATES: call to get_timer failed.

---

1334	MESSAGE	Clock failed to notify a port of a clock interrupt.
	CAUSE	TIMER_INTERRUPT_HANDLER: call to send_msg failed and the system was not in the shutdown state.

---

1335	MESSAGE	An attempt was made to release timer entry zero.
	CAUSE	RELEASE_TIMER: timer entry zero was received as an input parameter.

---

1340	MESSAGE	A high priority machine check occurred.
------	---------	---

---

1341	MESSAGE	A low priority machine check occurred.
------	---------	--

---

1342	MESSAGE	ILLEGAL INSTRUCTION TRAP occurred while on the INTERRUPT CONTROL STACK (ICS).
------	---------	---

---

1343	MESSAGE	ILLEGAL INSTRUCTION TRAP occurred while on the INTERRUPT CONTROL STACK (ICS).
------	---------	---

---

1344	MESSAGE	A BREAK instruction occurred on the INTERRUPT CONTROL STACK (ICS).
------	---------	--

---

1345	MESSAGE	PRIVILEGED OPERATION TRAP occurred while on the INTERRUPT CONTROL STACK (ICS).
------	---------	--

---

1346	MESSAGE	PRIVILEGED REGISTER TRAP occurred while on the INTERRUPT CONTROL STACK (ICS).
------	---------	---

---

1347	MESSAGE	OVERFLOW TRAP occurred while on the INTERRUPT CONTROL STACK (ICS).
------	---------	--

---

1348	MESSAGE	CONDITIONAL TRAP occurred while on the INTERRUPT CONTROL STACK (ICS).
------	---------	---

---

---

1349	MESSAGE	ASSIST EXCEPTION TRAP occurred while on the INTERRUPT CONTROL STACK (ICS).
------	---------	--

---

1350	MESSAGE	DATA MEMORY PROTECTION TRAP occurred while on the INTERRUPT CONTROL STACK (ICS).
------	---------	--

---

1351	MESSAGE	CM STACK OVERFLOW procedure occurred while DISABLED OR PDISABLED.
------	---------	---

---

1352	MESSAGE	CM STACK OVERFLOW occurred while handling CM STACK OVERFLOW.
------	---------	--

---

1353	MESSAGE	CM STACK OVERFLOW failed to change break range.
------	---------	---

---

1355	MESSAGE	ASSIST EMULATION TRAP occurred while on the INTERRUPT CONTROL STACK (ICS).
------	---------	--

---

1356	MESSAGE	HIGH PRIVILEGE TRANSFER TRAP occurred while on the INTERRUPT CONTROL STACK (ICS).
------	---------	---

---

1357	MESSAGE	LOW PRIVILEGE TRANSFER TRAP occurred while on the INTERRUPT CONTROL STACK (ICS).
------	---------	--

---

1358	MESSAGE	TAKEN BRANCH TRAP occurred while on the INTERRUPT CONTROL STACK (ICS).
------	---------	--

---

1360	MESSAGE	CREATE_TABLE failed.
	CAUSE	CREATE_MIB: bad status from create_table.

---

1361	MESSAGE	One or more parameters are bad.
	ACTION	Check for correct options before calling get_short_int_entry.

---

1362	MESSAGE	Bad MIB address.
	ACTION	Check that mib_state is allocated_mib before calling rel_short_int_entry.

---

---

1365	MESSAGE	Bad status returned for GET_TABLE entry.
------	---------	--

---

1366	MESSAGE	Bad status returned from FAST_RELEASE_TABLE_ENTRY.
	CAUSE	REL_SHORT_INT_ENTRY: bad status from tbl_fast_release_table_entry.

---

1367	MESSAGE	Bad status returned from FAST_RELEASE_TABLE_ENTRY.
	CAUSE	REL_LONG_INT_ENTRY: bad status from release_table_entry.

---

1380	MESSAGE	External interrupt handler failed to initialize its EXTERNAL INTERRUPT TABLE (EXT_INT_TABLE).
	CAUSE	There is a problem with VSM in CREATE_OBJECT interface.

---

1401	MESSAGE	Can not send interrupt message to the system.
	CAUSE	SEND MESSAGE failure.

---

1410	MESSAGE	Could not create the system logging globals area.
	CAUSE	LOG process could not successfully create the system logging global object.

---

1411	MESSAGE	The procedure could not get standard message port for the system logging process.
	CAUSE	LOG process could not get standard message port.

---

1412	MESSAGE	The current system log file and its label are inconsistent.
	CAUSE	When LOG process tries to post a block to the current system log file, it finds that the log file is not consistent with its label.

---

1421	MESSAGE	Internal table pool resource is corrupted.
------	---------	--

---

1422	MESSAGE	Internal table entry link is corrupted in the procedure REL_LONG_MIB_ENTRY.
------	---------	---

---

1423	MESSAGE	Internal table entry link is corrupted in the procedure REL_SHORT_MIB_ENTRY.
------	---------	--

---



---

1451	MESSAGE	A process is executing the procedure PM_CLEANUP other than the process MANAGEMENT CLEANUP process.
1452	MESSAGE	After the system has completed its boot up, an attempt to make selected system process stacks swappable failed.
1453	MESSAGE	After the system has completed its boot up, an attempt to lock the system processes stacks in the VPN cache failed.
1454	MESSAGE	During system boot, an attempt to create the CLEANUP process failed.
1455	MESSAGE	A process holding a SIR has been terminated.
1456	MESSAGE	The trap handling procedure encountered a trap while processing a trap.
1457	MESSAGE	A system process is being terminated due to a trap.
1458	MESSAGE	A critical process is being terminated due to a trap.
1459	MESSAGE	A trap occurred on a process whose state is not ALIVE.
1460	MESSAGE	We are terminating a process whose state is not ALIVE.
1461	MESSAGE	We continued to execute in TERMINATE_PROCESS after giving up the CPU.
1462	MESSAGE	While the system is booting, we were unable to obtain a pointer to the PCB TABLE (CONVERT_DST).
1463	MESSAGE	While the system was booting, we were unable to initialize the port for the BOOT process (SETUP_PORTS).
1464	MESSAGE	While the system was booting, a release object failed on the temporary PIB for the BOOT process (RELEASE_OBJECT).

---

---

1465	MESSAGE	While the system was booting, we were unable to allocate a process ID for the BOOT process (ALLOCATE_PID).
1466	MESSAGE	While the system was booting, we were unable to schedule the BOOT process for execution (NOTIFY_DISPATCHER).
1467	MESSAGE	While the system was booting, we were unable to allocate space in BANK 0 for the PCB TABLE (ALLOC_BO_SUB_OBJECT).
1468	MESSAGE	While the system was booting, we were unable to get a long pointer to the PCB TABLE (CONVERT_DST).
1469	MESSAGE	While the system was booting, we were unable to create the PCB TABLE within the PCB SUB-OBJECT (CREATE_TABLE).
1470	MESSAGE	While the system was booting, we were unable to CREATE the PIB TABLE.
1471	MESSAGE	While the system was booting, we were unable to allocate a data segment for the PROCESS/JOB CROSS REFERENCE TABLE (ALLOCATE_DST).
1472	MESSAGE	While the system was booting, we were unable to obtain a pointer for the PROCESS/JOB CROSS REFERENCE TABLE (CONVERT_DST).
1473	MESSAGE	While the system was booting, we were unable to create the PROCESS ID LIST (CREATE_TABLE).
1474	MESSAGE	While the system was booting, we were unable to create the PROTECT ID LIST (CREATE_TABLE).
1475	MESSAGE	While the system was booting, we were unable to create a virtual space domain for the temporary PIB and PIBX TABLES (CREATE_VIRTUAL_SPACE_DOMAIN).
1476	MESSAGE	While the system was booting, we were unable to create a temporary PIB TABLE (CREATE_OBJECT).

---

1477	MESSAGE	While the system was booting, we were unable to create a temporary PIBX TABLE (CREATE_TABLE).
1478	MESSAGE	While the system was booting, we were unable to build PROGENS CM STACK (BUILD_CM_STACK).
1479	MESSAGE	While the program was booting, we were unable to obtain a pointer to PROGENS STACK (CONVERT_DST).
1480	MESSAGE	While the system was booting, we were unable to determine the size of the PROGENS STACK (GET_DST_SIZE).
1481	MESSAGE	While the system was booting, we were unable to set the size of the PROGENS STACK (MAX_DST_SIZE).
1482	MESSAGE	An attempt is being made to set a process's critical depth count to less than zero.
1483	MESSAGE	An attempt is being made to set a process's system code depth to less than zero.
1484	MESSAGE	The value of the OLDSTATE parameter passed to RESETCRITICAL is invalid.
1485	MESSAGE	The recover block in a PROCESS MANAGEMENT intrinsic encountered an unexpected escape code.
1486	MESSAGE	A trap occurred in the operating system during system boot.
1487	MESSAGE	A trap occurred while a process was terminating.
1501	MESSAGE	The procedure PROCESS_SYSTEM_FETCH_PAGES_MSG caused bad status from FETCH_PAGES.
1502	MESSAGE	The procedure PROCESS_FETCH_IO_PAGES_MSG caused bad status from SWAP_IN.

---

1503	MESSAGE	The procedure DISP_TIMER_SERVER caused quantum to expire; NOTIFY_DISPATCHER returned bad status.
1504	MESSAGE	The procedure AWAKEN_PROCESS caused unexpected BLOCKED_REASON.
1505	MESSAGE	The procedure BLOCK_CURRENT_PROCESS caused BLOCK_EVENT in DSP_MEMORY_WAIT; bad build.
1506	MESSAGE	The procedure BLOCK_CURRENT_PROCESS caused the request to block on memory WAIT.
1507	MESSAGE	The procedure NOTIFY_DISPATCHER means NOTIFY_DISPATCHER is called with nil PIN.
1508	MESSAGE	The procedure NOTIFY_DISPATCHER is unable to set the watchdog timer to prevent runaway CPU usage; unexpected status from RESET_TIMER.
1509	MESSAGE	The procedure SET_PROC_SCHEDULING_CLASS caused bad status from NOTIFY_DISPATCHER.
1510	MESSAGE	The procedure FORMAT_DISPATCHER_GLOBALS can not get a timer entry for the timeslice watchdog; bad status from GET_TIMER.
1511	MESSAGE	The procedure X_INITIALIZE_DISPATCHER can not create the dispatcher timer port; error from CREATE_PORT.
1512	MESSAGE	The procedure SWAP_IN_PROCESS (initiate_swap_in) caused an unknown status from SWAP_IN.
1513	MESSAGE	Processes are ready to be launched but the DISPATCHER is missing them.
1514	MESSAGE	The procedure PROCESS_DISPATCHER_MSGS can not receive the dispatcher message to the process; unknown status from RECEIVE_MSG.

---

---

1515	MESSAGE	The procedure EXAMINE_ACTIVE_PROCESS caused a long waited process on the dispatcher queue.
------	---------	--

---

1516	MESSAGE	NOTIFY_DISPATCHER requests to change priority of a dead process.
	CAUSE	An attempt was made to change priority of a dead process.

---

1517	MESSAGE	Unknown request to NOTIFY_DISPATCHER.
	CAUSE	An unknown DISPATCH request has been sent to NOTIFY_DISPATCHER.

---

1701	MESSAGE	UPDATE_SYSTEM_QUAD_ALLOCATION_MAP - The counters which hold the number of units in the free or allocated state went below zero.
------	---------	---

---

1702	MESSAGE	ALLOCATE_SYS_QUAD_SPACE - The call to UPDATE THE ALLOCATION MAP returned a bad status.
------	---------	--

---

1703	MESSAGE	DEALLOCATE_SUB_SR6_SR7_SPACE - The call to UPDATE ALLOCATION MAP returned a bad status.
------	---------	---

---

1704	MESSAGE	DEALLOCATE_SUB_SR6_SR7 - The quad of the address to DEALLOCATE was not SR6 or SR7.
------	---------	--

---

1705	MESSAGE	INIT_ALLOCATION-INFO of INIT_VIRTUAL SPACE_MANAGEMENT - An invalid status was returned from the ALLOCATION routine when attempting to mark the space assigned to the BOOT objects allocated.
------	---------	--

---

1706	MESSAGE	CREATE_VSM_OBJECT of INIT_VIRTUAL_SPACE MANAGEMENT - An invalid status was returned from the ALLOCATION routine when attempting to allocate a space for a VSM object.
------	---------	---

---

1707	MESSAGE	INIT_ALLOCATION_ INFO of INIT_VIRTUAL_SPACE_MANAGEMENT - An invalid status was returned when calling the ALLOCATION MAP UPDATE routine to mark the unavailable space at the end of the quad as allocated.
------	---------	---

---

---

1708	MESSAGE	DEL_FROM_LOCALITY_TABLE - The entry requested to be deleted from the INDIRECT LOCALITY TABLE was not found.
------	---------	---

---

1709	MESSAGE	VSM_LOAD_CODE_FILE - This code file has already been loaded as a single SOM file. The maximum number of SOMs specified in the previous load was 1.
------	---------	--

---

1710	MESSAGE	VSM_LOAD_CODE_FILE - The object for this file was created with variable access rights, and the loader specified single access rights in the parameters to this procedure.
------	---------	---

---

1711	MESSAGE	VSM_UNLOAD_CODE_FILE - No object was found which contains the pointer to the file to unload.
------	---------	--

---

1712	MESSAGE	VSM_UNLOAD_CODE_FILE - The specified code file was not previously loaded using VSM_LOAD_CODE_FILE.
------	---------	--

---

1713	MESSAGE	VSM_UNLOAD_CODE_FILE - There was an error status returned when the INIT POINTER (LOCALITY) TABLE was attempted to be locked into the VPN cache.
------	---------	---

---

1714	MESSAGE	VSM_UNLOAD_CODE_FILE - An error was returned from the RELEASE_OBJECT call when attempting to release the INDIRECT LOCALITY TABLE.
------	---------	---

---

1715	MESSAGE	PAGE_FLT_LOCK_IN_VPN_CACHE - The recover block for this procedure was unexpectedly entered.
------	---------	---

---

1716	MESSAGE	INIT_2_VIRTUAL_SPACE MANAGEMENT - An error occurred when making the VS allocation information object swappable.
------	---------	---

---

1717	MESSAGE	UNLOCK_RANGE_FROM_CACHE - The VPN and length to unlock was outside of the bounds of the cache entry pointer that was passed in.
------	---------	---

---

1722	MESSAGE	TRANSLATE_VSM_TABLE_ERROR - Received an error from TABLE MANAGEMENT that is not a recoverable error. The table may be corrupted.
------	---------	--

---

---

1723	MESSAGE	TRANSLATE_VSM_TABLE_ERROR - Received an error from TABLE MANAGEMENT that is not an error expected for the particular table, such as no secondary storage for a resident table.
1724	MESSAGE	RELEASE_VSM_TABLE_ENTRY - An error occurred releasing a table entry; table may be corrupt.
1725	MESSAGE	GET_KSO_TABLE_ENTRY_PTR - An error was returned from GET_KJO_TABLE_PTR.
1726	MESSAGE	GET_KSO_TABLE_ENTRY_PTR - An error was returned from GET_KPO_TABLE_PTR.
1727	MESSAGE	GET_KSO_TABLE_ENTRY_PTR - This is an invalid KSO/KJO/KPO number.
1728	MESSAGE	ANALYZE_BALANCE of DELETE_FROM_B_TREE - FATHER NODE is not the root of the B-TREE when it must be; B-TREE may be corrupt.
1729	MESSAGE	BALANCE_ROOT of DELETE_FROM_B_TREE - The node count is not zero when it must be; B-TREE may be corrupt.
1730	MESSAGE	DELETE_FROM_SUB_B_TREE of DELETE_FROM_B_TREE - the specified entry to delete is not in the B-TREE.
1731	MESSAGE	ANALYZE_INSERTION of INSERT_IN_B_TREE - Illegal B-TREE detected. Node has no brothers when it must have them.
1732	MESSAGE	INSERT_IN_SUB_TREE of INSERT_IN_B_TREE - Tried to insert a new node with a key that is already in the B-TREE.
1733	MESSAGE	INSERT_IN_B_TREE - An error occurred while trying to recover from an error.
1734	MESSAGE	SEARCH_EXTENT_B_TREE - VPN not found when it must be in the extent B-TREE.

---

---

1735	MESSAGE	INSERT_IN_EXTENT_B_TREE - Extent bounds not within the bounds of the object.
1736	MESSAGE	FLUSH_VA_RANGE - The object being flushed has dying object option set.
1737	MESSAGE	FLUSH_VA_RANGE - An error occurred deallocating object.
1738	MESSAGE	TRUNCATE_EXTENT_B_TREE - Tried to truncate a permanent, non-file object.
1739	MESSAGE	TRUNCATE_EXTENT_B_TREE - FILE LABEL MANAGEMENT error occurred truncating a file object.
1740	MESSAGE	FILL_ALLOCATED_SEC_STORAGE - FILL_DISC returned an error.
1741	MESSAGE	LOCK_VPN_CACHE - VPN cache is already locked. Recursive locking is not allowed.
1742	MESSAGE	UNLOCK_FROM_VPN_CACHE - VPN cache is not locked.
1743	MESSAGE	ALLOC_CACHE_ENTRY_HOLD_CB - An error was received from CB_INIT.
1744	MESSAGE	ADD_TO_OVERLAY_LIST - Tried to add an entry to the VPN CACHE OVERLAY LIST that has a lock count that is not zero.
1745	MESSAGE	REMOVE_FROM_OVERLAY_LIST - Found an entry on the VPN CACHE OVERLAY LIST with a lock count that is not zero.
1746	MESSAGE	INSERT_IN_VPN_CACHE - The procedure tried to insert an entry in the VPN cache that was already there, and a duplicate entry recovery was not specified.
1747	MESSAGE	DELETE_FROM_VPN_CACHE - The entry to delete was not found in the VPN cache.

---



---

1748	MESSAGE	ALLOC_CACHE_ENTRY_QUEUE_CB - An error occurred allocating a VPN CACHE entry queue control block.
1749	MESSAGE	ALLOC_CACHE_ENTRY_QUEUE_CB - Error from CB_INIT.
1750	MESSAGE	QUEUE_ON_VPN_CACHE_ENTRY - The VPN cache entry already has a process queued on it being taken off of an overlay hold list. Only one process may be queued on an entry.
1751	MESSAGE	GET_OVERLAY_HEAD_ENTRY - Entry found on overlay list with a lock count that was not zero.
1752	MESSAGE	MAYBE_UPDATE_DESCRIPTOR - A shared page VPN cache entry was found with an extent length that is not one.
1754	MESSAGE	FIND_VPN_CACHE_ENTRY - The procedure was called when VPN cache is not locked.
1755	MESSAGE	SCAN_VPN_CACHE - The procedure was called when VPN cache is not locked.
1756	MESSAGE	MAP_OUT_CACHE_ENTRIES- A VPN cache entries' lock count will not go to zero after flushing the physical page and MEMORY MANAGER LOCALITY LIST, caused by the number of locks/unlocks on pages of this extent being out of sync.
1757	MESSAGE	SET_UP_SHR_PAGE_DESC - An error was received from CB_INIT.
1758	MESSAGE	ADD_TO_PAGE_SHR_DESC - The specified VPN does not match the VPN in the shared page descriptor.
1759	MESSAGE	REMOVE_FROM_SHR_PAGE_DESC - The specified VPN does not match the VPN in the shared page descriptor.
1760	MESSAGE	REMOVE_FROM_SHR_PAGE_DESC - The shared page use count will go negative.

---

---

1761	MESSAGE	ALLOCATE_SHARED_VS_UNIT - Bad DO NOT PACK virtual address assigned.
------	---------	---

---

1762	MESSAGE	ADVANCE_SHARED_VS_UNIT - About to allocate a shared page descriptor for a page that already has one.
------	---------	--

---

1763	MESSAGE	LOCK_VS_DOMAIN_DESC - An error was returned from GET_KJO_TABLE_PTR.
------	---------	---

---

1764	MESSAGE	LOCK_VS_DOMAIN_DESC - An error was returned from GET_KPO_TABLE_PTR.
------	---------	---

---

1765	MESSAGE	DEALLOCATE_VS - The shared VS UNIT DESCRIPTOR ID was not supplied, and it should be.
------	---------	--

---

1766	MESSAGE	GET_DOMAIN_ENTRY - The shared VS UNIT DESCRIPTOR was already allocated for SR5 in this domain.
------	---------	--

---

1767	MESSAGE	ALLOCATE_VS_OD - An error was received from CB_INIT.
------	---------	--

---

1768	MESSAGE	DEALLOCATE_OBJECT - An error occurred releasing memory for a resident.
------	---------	--

---

1769	MESSAGE	CREATE_OBJECT_ERROR_CLEAN_UP of CREATE_OBJECT - An error occurred during error recovery.
------	---------	--

---

1770	MESSAGE	VSM_DEALLOCATE_GU_FD - The file object is not mapped out of virtual space.
------	---------	--

---

1771	MESSAGE	VSM_MAP_IN_FILE - The file object was already mapped into virtual space.
------	---------	--

---

1772	MESSAGE	VSM_MAP_IN_FILE - An error was received from CB_INIT.
------	---------	---

---

1773	MESSAGE	VSM_MAP_IN_FILE - An error occurred while doing error recovery.
------	---------	---

---

---

1774	MESSAGE	VSM_MAP_OUT_FILE - Map out on file with object dying option set.
------	---------	--

---

1775	MESSAGE	MAP_IN_EXTENT_MAP - An invalid extent descriptor was found in the file label.
------	---------	---

---

1776	MESSAGE	VSM_MAP_IN_LABEL_OBJ - An error was received from CB_INIT.
------	---------	--

---

1777	MESSAGE	VSM_MAP_IN_LABEL_OBJ - An error occurred doing error clean up.
------	---------	--

---

1778	MESSAGE	CALC_EXTENT_PLACEMENT of ALLOCATE_EXTENT - Bad placement was calculated.
------	---------	--

---

1779	MESSAGE	UPDATE_FIRST_SHARED_PAGE_DESC of ALLOCATE_EXTENT - The first shared page is already allocated.
------	---------	--

---

1780	MESSAGE	UPDATE_LAST_SHARED_PAGE_DESC of ALLOCATE_EXTENT - The first shared page is already allocated.
------	---------	---

---

1781	MESSAGE	ALLOCATE_EXTENT - The VPN_TO_LEFT, VPN_TO_RIGHT, and VPN to allocate do not make sense.
------	---------	---

---

1782	MESSAGE	ALLOCATE_EXTENT - The extent that was allocated has bad virtual bounds.
------	---------	---

---

1783	MESSAGE	ALLOCATE_EXTENT - The current amount of secondary storage exceeds the maximum.
------	---------	--

---

1784	MESSAGE	ERROR_CLEANUP of ALLOCATE_VSM_OBJECT_EXTENT - Extent to clean up not found in the VPN cache.
------	---------	--

---

1785	MESSAGE	CHECK_IF_IN_B_TREE of FIND_EXTENT_ENTRY - Extent not found in an EXTENT B-TREE when it must be there.
------	---------	---

---

---

1786	MESSAGE	FIND_EXTENT_ENTRY - The procedure tried to find an extent descriptor for a memory-resident object.
------	---------	--

---

1787	MESSAGE	FIND_EXTENT_ENTRY - The VPN to find the extent descriptor is not within the bounds of the object.
------	---------	---

---

1788	MESSAGE	FIND_EXTENT_ENTRY - Extent fault on VSM cache object.
------	---------	---

---

1789	MESSAGE	UNLOCK_RANGE_FROM_CACHE - The VPN not found in the VPN CACHE.
------	---------	---

---

1790	MESSAGE	DEC_CACHE_ENTRY_LOCK_COUNT - The lock count on a VPN cache entry will go negative.
------	---------	--

---

1791	MESSAGE	RETURN_VS_LL_HEADER_NUM - The range crosses the object bounds.
------	---------	--

---

1792	MESSAGE	GET_CODE_LOCALITY_BOUNDS - Bad locality range was found. The known locality that was found does not contain the page that was faulted on.
------	---------	---

---

1793	MESSAGE	PROCESS_REMEMBERED_CACHE_ENTRIES - Can not find a VPN cache entry that could not be kept in the local list and must be re-found.
------	---------	--

---

1794	MESSAGE	PAGE_FLT_LOCK_IN_VPN_CACHE - An MIB LIST was built that does not cover the range that is to be implicitly prefetched.
------	---------	---

---

1795	MESSAGE	UPDATE_MIB_STATE_FROM_CACHE - The VPN cache entry has a lock count of zero.
------	---------	---

---

1796	MESSAGE	ADD_TO_MIB_LIST - The procedure cannot allocate MIB and can not recover from error.
------	---------	---

---

1797	MESSAGE	ICS_LOCK_IN_VPN_CACHE - A VPN in the range was not in the VPN cache.
------	---------	--

---

---

1798	MESSAGE	CACHED_VPN_TO_SECONDARY_ADDRESS - The VPN in the range was not in the VPN cache.
1799	MESSAGE	FLAG_PAGES_AS_VIRGIN - The VPN in the range was not in the VPN cache.
1801	MESSAGE	ICS_BUILD_MIB_LIST - The VPN in the range was not found in the VPN cache.
1803	MESSAGE	ICS_GET_EXTENT_MIB - The VPN was not found in the cache.
1804	MESSAGE	MIB_UNLOCK_FROM_VPN_CACHE - The VPN cache entry lock count will go negative.
1805	MESSAGE	TRUNCATE_SWAPPABLE_OBJECT - The starting offset of the truncation starts in the first shared page of the object and we did not decide to fill any bytes.
1806	MESSAGE	TRUNCATE_SWAPPABLE_OBJECT - The procedure can not refind VS_OD for object. This is a higher level synchronization problem.
1807	MESSAGE	GET_KPO_PTR - An error occurred, and return status was not supplied.
1808	MESSAGE	SET_KPO_PTR - An error occurred, and return status was not supplied.
1809	MESSAGE	GET_KJO_PTR - An error occurred, and return status was not supplied.
1810	MESSAGE	SET_KJO_PTR - An error occurred, and return status was not supplied.
1811	MESSAGE	UNLOCK_OBJECT_FROM_VPN_CACHE - An invalid pointer was specified.

---

---

1812	MESSAGE	CREATE_VIRTUAL_SPACE_DOMAIN - An error was received from CB_INIT.
------	---------	---

---

1813	MESSAGE	VSM_SET_FILE_PID_HANDLING - The procedure called on a variable access rights file, and this is not yet supported.
------	---------	---

---

1814	MESSAGE	DECODE_LOAD_OR_STORE - A logic error decoding instruction or bad instruction was received.
------	---------	--

---

1815	MESSAGE	MEMORY_PROTECTION_TRAP - INSTRUCTION MEMORY PROTECTION TRAP not yet implemented.
------	---------	--

---

1816	MESSAGE	MAKE_VSM_CACHED_OBJECT_SWAPPABLE - This is an invalid object pointer.
------	---------	---

---

1817	MESSAGE	MAKE_VSM_CACHED_OBJECT_SWAPPABLE - The object was not marked as will become swappable.
------	---------	--

---

1818	MESSAGE	MAKE_VSM_CACHED_OBJECT_SWAPPABLE - An error occurred allocating an extent for the object.
------	---------	---

---

1819	MESSAGE	INIT_2_VIRTUAL_SPACE_MANAGEMENT - An error occurred making VS DOMAIN DESCRIPTOR TABLE swappable.
------	---------	--

---

1820	MESSAGE	INIT_2_VIRTUAL_SPACE_MANAGEMENT - An error occurred making VS RECOVERY TABLE swappable.
------	---------	---

---

1821	MESSAGE	CREATE_VSM_OBJECT of INIT_VIRTUAL_SPACE_MANAGEMENT - An error occurred allocating main memory.
------	---------	--

---

1822	MESSAGE	ADD_VS_OD of INIT_VIRTUAL_SPACE_MANAGEMENT - An error occurred allocating VS_OD.
------	---------	--

---

1823	MESSAGE	ADD_VS_OD of INIT_VIRTUAL_SPACE_MANAGEMENT - An error was received from CB_INIT.
------	---------	--

---

---

1824	MESSAGE	ADD_VS_OD of INIT_VIRTUAL_SPACE_MANAGEMENT - An error was received from INSERT_IN_VS_B_TREE.
------	---------	--

---

1825	MESSAGE	CREATE_VSM_CONTROL_OBJ of INIT_VIRTUAL_SPACE_MANAGEMENT - An error was received from CB_INIT.
------	---------	---

---

1826	MESSAGE	CREATE_VSM_CONTROL_OBJ of INIT_VIRTUAL_SPACE_MANAGEMENT - An error was received from CB_INIT.
------	---------	---

---

1827	MESSAGE	CREATE_VSM_CONTROL_OBJECT of INIT_VIRTUAL_SPACE_MANAGEMENT - An error was received from CB_INIT.
------	---------	--

---

1828	MESSAGE	CREATE_VSM_TABLE of INIT_VIRTUAL_SPACE_MANAGEMENT - CREATE_TABLE error occurred.
------	---------	--

---

1829	MESSAGE	VALIDATE_COMPILE_CONSTANTS of INIT_VIRTUAL_SPACE_MANAGEMENT - The compile time constants are out of sync.
------	---------	---

---

1830	MESSAGE	INIT_VIRTUAL_SPACE_MANAGEMENT - SR6 or SR7 must have specific space IDs.
------	---------	--

---

1832	MESSAGE	INIT_VIRTUAL_SPACE_MANAGEMENT - An error was received from CREATE_VIRTUAL_SPACE_DOMAIN.
------	---------	---

---

1833	MESSAGE	VSM_MAP_IN_SYS_LIB - VD_OD is already mapped in.
------	---------	--

---

1834	MESSAGE	VSM_MAP_IN_SYS_LIB - An error was received from ALLOCATE_VS_LL_HEADER.
------	---------	--

---

1835	MESSAGE	VSM_MAP_IN_SYS_LIB - An error was received from CB_INIT.
------	---------	--

---

1836	MESSAGE	VSM_MAP_IN_SYS_LIB - An error was received from INSERT_IN_VS_B_TREE.
------	---------	--

---

---

1837	MESSAGE	VSM_MAP_IN_SYS_LIB - An error was received from MAP_IN_EXTENT_MAP.
------	---------	--

---

1838	MESSAGE	VSM_MAP_IN_SYS_LIB - An error was received from LOCK_IN_VPN_CACHE.
------	---------	--

---

1839	MESSAGE	CREATE_OSINFO_OBJECT - The CREATE OBJECT call failed when creating the operating system information object.
------	---------	---

---

1840	MESSAGE	BUILD_VSM_DATA_STRUCTURE_DESCRIPTION - The ALLOCATE_OSINFO_ENTRY call failed when attempting to allocate space in the operating system information object for the VSM DATA STRUCTURE DESCRIPTOR.
------	---------	--

---

1841	MESSAGE	PROBE_FILE_PIB_HANDLING - This procedure was called and the FILE ID parameter was specified. The object was neither OBJ_FILE_PID_HANDLING nor OBJ_PROCESS_PID_HANDLING.
------	---------	---

---

1842	MESSAGE	VSM_CLEAN_UP_FILE_USER - DELETE_PROTECTID was called to remove the PID of the file from the process's PID LIST. It returned a bad status.
------	---------	---

---

1843	MESSAGE	VPN_TO_SECONDARY_ADDRESS - The recover block caught an unexpected escape.
------	---------	---

---

1844	MESSAGE	SCAN_VS_OD_TABLE - The recover block caught an unexpected escape.
------	---------	---

---

1845	MESSAGE	GET_KPO_POINTER - The recover block caught an unexpected escape.
------	---------	--

---

1846	MESSAGE	SET_KPO_POINTER - The recover block caught an unexpected escape.
------	---------	--

---

1847	MESSAGE	GET_KJO_POINTER - The recover block caught an unexpected escape.
------	---------	--

---



1848	MESSAGE	SET_KJO_POINTER - The recover block caught an unexpected escape.
1849	MESSAGE	GET_OBJECT_ATTRIBUTE - The recover block caught an unexpected escape.
1850	MESSAGE	ALTER_OBJECT_SIZE - The recover block caught an unexpected escape.
1851	MESSAGE	ALTER_OBJECT_SIZE_DISABLED - The recover block caught an unexpected escape.
1852	MESSAGE	ALTER_OBJ_ACCESS_RIGHTS - The recover block caught an unexpected escape.
1853	MESSAGE	ALTER_OBJECT_PROTECTION - The recover block caught an unexpected escape.
1854	MESSAGE	LOCK_OBJ_IN_VPN_CACHE - The recover block caught an unexpected escape.
1855	MESSAGE	UNLOCK_OBJ_FROM_VPN_CACHE - The recover block caught an unexpected escape.
1856	MESSAGE	ALLOCATE_PID - The recover block caught an unexpected escape.
1857	MESSAGE	DEALLOCATE_PID - The recover block caught an unexpected escape.
1858	MESSAGE	CREATE_VIRTUAL_SPACE_DOMAIN - The recover block caught an unexpected escape.
1859	MESSAGE	RELEASE_VIRTUAL_SPACE_DOMAIN - The recover block caught an unexpected escape.

---

1860	MESSAGE	VSM_SET_FILE_PID_HANDLING - The recover block caught an unexpected escape.
------	---------	--

---

1861	MESSAGE	VSM_CLEAN_UP_FILE_USER - The recover block caught an unexpected escape.
------	---------	---

---

1862	MESSAGE	VSM_TRUNCATE_FILE - The recover block caught an unexpected escape.
------	---------	--

---

1863	MESSAGE	VSM_FILE_EOF_CUT_BACK - The recover block caught an unexpected escape.
------	---------	--

---

1864	MESSAGE	PROBE_OBJECT - The recover block caught an unexpected escape.
------	---------	---

---

1865	MESSAGE	MEMORY_PROTECTION_TRAP - The recover block caught an unexpected escape.
------	---------	---

---

1866	MESSAGE	VSM_GET_FILE_ATTRIBUTES - The recover block caught an unexpected escape.
------	---------	--

---

1867	MESSAGE	GET_CONTIGUOUS_BLOCK_INFO - The recover block caught an unexpected escape.
------	---------	--

---

1868	MESSAGE	SET_OBJECT_CLASS_DUMPWORTHY - The recover block caught an unexpected escape.
------	---------	--

---

1869	MESSAGE	ALLOCATE_OBJ_SEC_STORAGE - The recover block caught an unexpected escape.
------	---------	---

---

1870	MESSAGE	ALLOCATE_OSINFO_ENTRY - The recover block caught an unexpected escape.
------	---------	--

---

1871	MESSAGE	VSM_LOAD_CODE_FILE - The recover block caught an unexpected escape.
------	---------	---

---

---

1872	MESSAGE	VSM_UNLOAD_CODE_FILE - The recover block caught an unexpected escape.
------	---------	---

---

1873	MESSAGE	REATE_OBJECT - The recover block caught an unexpected escape.
------	---------	---

---

1874	MESSAGE	MAP_PERMANENT_OBJECT_EXTENT - The recover block caught an unexpected escape.
------	---------	--

---

1875	MESSAGE	RELEASE_OBJECT - The recover block caught an unexpected escape.
------	---------	---

---

1876	MESSAGE	VSM_ALLOCATE_GU_FD - The recover block caught an unexpected escape.
------	---------	---

---

1877	MESSAGE	VSM_DEALLOCATE_GU_FD - The recover block caught an unexpected escape.
------	---------	---

---

1878	MESSAGE	VSM_MAP_IN_FILE - The recover block caught an unexpected escape.
------	---------	--

---

1879	MESSAGE	VSM_MAP_OUT_FILE - The recover block caught an unexpected escape.
------	---------	---

---

1880	MESSAGE	VSM_MAP_IN_LABEL_OBJ - The recover block caught an unexpected escape.
------	---------	---

---

1881	MESSAGE	VSM_ADD_LABEL_EXTENTS - The recover block caught an unexpected escape.
------	---------	--

---

1882	MESSAGE	MAKE_OBJECT_SWAPPABLE - The recover block caught an unexpected escape.
------	---------	--

---

1883	MESSAGE	UNLOCK_FROM_VPN_CACHE - The recover block caught an unexpected escape.
------	---------	--

---

---

1884	MESSAGE	UNLOCK_FROM_VPN_CACHE_WITH_CACHE_ENTRY_PTR - The recover block caught an unexpected escape.
------	---------	---

---

1885	MESSAGE	CONVERT_OBJECT_CLASS - The recover block caught an unexpected escape.
------	---------	---

---

1886	MESSAGE	VSM_MAP_IN_SYS_LIB - The recover block caught an unexpected escape.
------	---------	---

---

1887	MESSAGE	PAGE_FLT_LOCK_IN_VPN_CACHE - The recover block caught an unexpected escape.
------	---------	---

---

1888	MESSAGE	ICS_LOCK_IN_VPN_CACHE - The recover block caught an unexpected escape.
------	---------	--

---

1889	MESSAGE	FLAG_PAGE_AS_NOT_VIRGIN - The recover block caught an unexpected escape.
------	---------	--

---

1890	MESSAGE	FLAGS_PAGES_AS_VIRGIN - The recover block caught an unexpected escape.
------	---------	--

---

1891	MESSAGE	CACHED_VPN_TO_SECONDARY_ADDRESS - The recover block caught an unexpected escape.
------	---------	--

---

1892	MESSAGE	ICS_BUILD_MIB_LIST - The recover block caught an unexpected escape.
------	---------	---

---

1893	MESSAGE	BUILD_WRITE_MIB_LIST - The recover block caught an unexpected escape.
------	---------	---

---

1894	MESSAGE	ICS_GET_EXTENT_MIB - The recover block caught an unexpected escape.
------	---------	---

---

1895	MESSAGE	UPDATE_MIB_FROM_VPN_CACHE - The recover block caught an unexpected escape.
------	---------	--

---

1896	MESSAGE	MIB_LOCK_VIRGIN_IN_VPN_CACHE - The recover block caught an unexpected escape.
1897	MESSAGE	MIB_UNLOCK_FROM_VPN_CACHE - The recover block caught an unexpected escape.
1898	MESSAGE	GET_VPN_CACHE_ENTRY_PTR - The recover block caught an unexpected escape.
1899	MESSAGE	LOCK_IN_VPN_CACHE - The recover block caught an unexpected escape.
1900	MESSAGE	COUNT_MAIN_MEM_PAGES - The recover block caught an unexpected escape.
1901	MESSAGE	GET_NEXT_SR5_OFFSET - The recover block caught an unexpected escape.
1902	MESSAGE	VSM_UNLOAD_ENTIRE_CODE_FILE - The recover block caught an unexpected escape.
1903	MESSAGE	INIT_2_VIRTUAL_SPACE_MANAGEMENT - An error was returned from processing all VS_ODs to make swappable and convert the access rights.
1904	MESSAGE	FIND_EXTENT_ENTRY - A duplicate extent or an out of bounds extent occurred during the extent allocation of a non-file object.
1905	MESSAGE	In FIND_EXTENT_ENTRY, a duplicate extent or an out of bounds extent occurred during the extent allocation of a non-file object.
1906	MESSAGE	In INIT_2_VIRTUAL_SPACE_MANAGEMENT, an error was returned from processing all VS_ODs to make all swappable objects swappable.
1907	MESSAGE	The extent B-TREE node count went to zero.

---

1908	MESSAGE	The entry is already on the overlay list.
------	---------	---

---

1909	MESSAGE	The entry is not on the overlay list.
------	---------	---------------------------------------

---

1910	MESSAGE	The entry is on the overlay list.
------	---------	-----------------------------------

---

1911	MESSAGE	A memory protection trap occurred for which there is no remedy.
	CAUSE	There is a bug in the protection mechanism.

---

2000	MESSAGE	POST_PAGE_MAP - An error was received from PORT.
------	---------	--

---

2001	MESSAGE	GET_EXTENT_OF_SEC_STORAGE - An error was received updating PAGE MAP.
------	---------	--

---

2002	MESSAGE	ALLOCATE_SEC_STORAGE - An error was received from FILL_DISC.
------	---------	--

---

2003	MESSAGE	DEALLOCATE_SEC_STORAGE - A bad parameter was specified.
------	---------	---

---

2004	MESSAGE	GET_SPECIFIC_SET_STORAGE - A bad parameter was specified.
------	---------	---

---

2005	MESSAGE	GET_SPECIFIC_SEC_STORAGE - An error was returned updating PAGE MAP.
------	---------	---

---

2006	MESSAGE	UPDATE_PARTIAL_PAGE_INDICATORS - All fragments are not free and should be.
------	---------	--

---

2007	MESSAGE	UPDATE_PARTIAL_PAGE_INDICATORS - An error occurred updating PAGE MAP.
------	---------	---

---

2008	MESSAGE	UPDATE_PARTIAL_PAGE_INDICATORS - The page is not a permanent page and it should be.
------	---------	---

---

2009	MESSAGE	UPDATE_PARTIAL_PAGE_INDICATORS - The page is not a partial page and it should be.
------	---------	---

---

---

2010	MESSAGE	SEARCH_FOR_FRAGMENT - No fragment was found and there should be one.
------	---------	--

---

2011	MESSAGE	FIND_PARTIAL_PAGE_FREE - An error occurred updating PAGE MAP.
------	---------	---

---

2012	MESSAGE	GET_PARTIAL_PAGE - The fragment size is greater than the page size.
------	---------	---

---

2013	MESSAGE	REL_PARTIAL_PAGE_OF_SEC_STORAGE - A bad parameter was specified.
------	---------	--

---

2014	MESSAGE	REL_PARTIAL_PAGE_OF_SEC_STORAGE - The fragment was already free.
------	---------	--

---

2015	MESSAGE	FORMAT_SEC_STORAGE_MAP - FILL_DISC error occurred.
------	---------	--

---

2016	MESSAGE	FORMAT_SEC_STORAGE_MAP - A partial PAGE MAP POST error occurred.
------	---------	--

---

2017	MESSAGE	FORMAT_SEC_STORAGE_MAP - PAGE MAP and HEADER POST error occurred.
------	---------	---

---

2018	MESSAGE	REMOVE_RESERVED_SEC_STORAGE - An error occurred updating the map.
------	---------	---

---

2019	MESSAGE	CREATE_SSM_MAP_OBJECTS - The map address is not on the page boundary.
------	---------	---

---

2020	MESSAGE	CREATE_SSM_MAP_OBJECTS - An error occurred while doing an error clean up.
------	---------	---

---

2021	MESSAGE	MARK_SSM_MAP - An error was received from POST.
------	---------	---

---

2022	MESSAGE	INIT_SSM_DEV_INFO_AREA - VLM_GET_SSM_DEV_AREA error occurred.
------	---------	---

---

---

2023	MESSAGE	INIT_SSM_DEV_INFO_AREA - CB_INIT error occurred.
2024	MESSAGE	MOUNT_SSM_DEVICE - An error occurred creating map objects.
2025	MESSAGE	MOUNT_SSM_DEVICE - An error occurred releasing PAGE MAP object.
2026	MESSAGE	MOUNT_SSM_DEVICE - An error occurred releasing partial PAGE MAP object.
2027	MESSAGE	DISMOUNT_SSM_DEVICE - An error occurred releasing PAGE MAP object.
2028	MESSAGE	DISMOUNT_SSM_DEVICE - An error occurred releasing partial PAGE MAP object.
2029	MESSAGE	INIT_SSM_DEVICE - An error occurred creating map objects.
2030	MESSAGE	INIT_SSM_DEVICE - An error occurred replaying log.
2031	MESSAGE	CHANGE_SSM_DEVICE_LIMITS - An error was received from POST.
2032	MESSAGE	GET_FREE_SPACE_HISTOGRAM - An error was received from PREFETCH.
2033	MESSAGE	REMAP_SSM_MAP - An error occurred in creating the objects for the new SSM MAP.
2034	MESSAGE	REMAP_SSM_MAP - An error occurred when updating the disk volume label with the sector offset of the new SSM MAP.
2035	MESSAGE	UPDATE_SEC_STORAGE_MAP - One of the page counters went negative after the secondary storage map was updated. This is currently a bug catcher, but may become permanent.

---



---

2036	MESSAGE	VALIDATE_SEC_STORAGE - This is a bad LDEV parameter.
------	---------	--

---

2037	MESSAGE	VALIDATE_SEC_STORAGE - This is a bad DISC_ADDRESS parameter.
------	---------	--

---

2038	MESSAGE	VALIDATE_SEC_STORAGE - The parameter number of bytes is less than zero.
------	---------	---

---

2039	MESSAGE	VALIDATE_SEC_STORAGE - The ending page to be validated exceeded the last page of the device.
------	---------	--

---

2040	MESSAGE	VALIDATE_SEC_STORAGE - The number of byte MOD PAGE_SIZE is not zero.
------	---------	--

---

2041	MESSAGE	VALIDATE_SEC_STORAGE - The page being validated was not a permanent page.
------	---------	---

---

2042	MESSAGE	VALIDATE_SEC_STORAGE - A trap occurred during VALIDATE_SEC_STORAGE.
------	---------	---

---

2043	MESSAGE	SSM_REPLAY_LOG - A trap occurred while XM was recovering the SSM MAP.
------	---------	---

---

2044	MESSAGE	DISMOUNT_SSM_DEVICE - A trap occurred during DISMOUNT_SSM_DEVICE.
------	---------	---

---

2045	MESSAGE	SSM_VERIFY_MAPS_FOR_MOUNTED_SYS_VOLS page counts in map header does not match the bit map count.
------	---------	--

---

2046	MESSAGE	SSM_SA_VERIFY_ENTIRE_MAP - An error was received from PREFETCH in SSM_SA_VERIFY_ENTIRE_MAP.
------	---------	---

---

2047	MESSAGE	SSM_SA_INIT_SSM_GLOBAL_AREA - CB_INIT failed.
------	---------	---

---

2048	MESSAGE	SSM_SA_INIT_SSM_GLOBAL_AREA - CREATE_OBJECT failed.
------	---------	---

---

---

2049	MESSAGE	SSM_SA_UPDATE_SEC_STORAGE_MAP - VERIFY_MAP failed.
------	---------	--

---

2050	MESSAGE	UPDATE_SEC_STORAGE_MAP - One of the page counters went negative before the SECONDARY STORAGE MAP was updated. This is currently a bug catcher, but may become permanent.
------	---------	--

---

2051	MESSAGE	UPDATE_SEC_STORAGE_MAP - UPDATE_SEC_STORAGE_MAP failed.
------	---------	---

---

2100	MESSAGE	A general system abort occurred for XM (used only until new aborts are added to DSYSFAIL).
------	---------	--

---

2101	MESSAGE	The procedure XM_RECOVERY detected an unknown record type in an XM log.
------	---------	---

---

2102	MESSAGE	The procedure XM_RECOVERY received bad status from SM_OPEN_FD.
------	---------	--

---

2103	MESSAGE	The procedure XM_RECOVERY received bad status from SM_OPEN_OBJECT.
------	---------	--

---

2104	MESSAGE	The procedure XM_CLOSE_RESIDUAL received bad status from SM_CLOSE.
------	---------	--

---

2105	MESSAGE	The procedure XM_CLOSE_RESIDUAL received bad status from POST.
------	---------	--

---

2106	MESSAGE	The procedure XM_RECOVERY detected key is not in the HASH TABLE.
------	---------	--

---

2107	MESSAGE	The procedure XM_RECOVERY_POST_AND_CLOSE received bad status from SM_CLOSE.
------	---------	---

---

2108	MESSAGE	The procedure XM_RECOVERY_POST_AND_CLOSE received bad status from POST.
------	---------	---

---

2109	MESSAGE	The procedure XM_RECOVERY_SETUP detected a failure in CREATE_OBJECT.
------	---------	--

---

---

2110	MESSAGE	The procedure XM_RECOVERY_SETUP detected a failure in LM_GET_MAGIC_UFID.
2111	MESSAGE	The procedure XM_RECOVERY_SETUP detected a failure in SM_OPEN_FD.
2112	MESSAGE	The procedure XM_RECOVERY_SETUP detected a failure in SM_OPEN_OBJECT.
2113	MESSAGE	The procedure XM_RECOVERY_SETUP detected a bad pointer for the SSM free space map.
2114	MESSAGE	The procedure XM_RECOVERY_SETUP detected a bad pointer for a label table.
2115	MESSAGE	The procedure XM_DB_PROC detected a bad convert in the DST.
2116	MESSAGE	The procedure XM_CLOSELOGFILES received bad status.
2117	MESSAGE	The procedure XM_RECOVERY received bad status from XM_MAP_IN_LT_EXT.
2118	MESSAGE	The procedure XM_MAN_IN_LT_EXT received a bad status from VSM.
2119	MESSAGE	The procedure XM_RECOVERY hit a bugcatcher.
2120	MESSAGE	The procedure XM_ADDACTXID detected an overflow in the number of pool entries.
2121	MESSAGE	The procedure XM_ADDGUFID detected too many GUFID entries.
2122	MESSAGE	The procedure XM_GETBIT_N_LABELUFID received bad FILE ID.

---

---

2123	MESSAGE	The procedure XM_PINGOINAWAY received bad status from XM_FINDTRANSROW.
2124	MESSAGE	The procedure XM_GETPOINTER received bad status from STMGT.
2125	MESSAGE	The procedure XM_DEFERDETACH received bad status from XM_GETXID.
2126	MESSAGE	The procedure XM_DEFERDETACH release of file from log was unsuccessful.
2127	MESSAGE	The procedure XM_ABORTUSERXA received bad status from XMABORTTRAN.
2128	MESSAGE	The procedure XM_ABORTUSERXA received bad status from FINDPINROW.
2129	MESSAGE	The procedure XM_DELETEOBJID detected an invalid record type.
2130	MESSAGE	The procedure XM_ALLOCATEBLOCK detected no more disk space.
2131	MESSAGE	The procedure XM_RELEASEPOINTER received bad status from SM_CLOSE.
2132	MESSAGE	The procedure XM_CLOSE detected an unrecognized option; bad input parameter.
2133	MESSAGE	The procedure XM_ALLOCATERECORD detected no more room to allocate records.
2134	MESSAGE	The procedure XM_ALLOCATERECORD detected an unassigned or invalid parameter.

---

---

2135	MESSAGE	The procedure XM_DEALLOCATERECORD detected the entry was already released.
------	---------	--

---

2136	MESSAGE	The procedure XM_DEALLOCATERECORD detected an unrecognizable or invalid parameter.
------	---------	--

---

2137	MESSAGE	The procedure XM_DELETETRANSROW detected an invalid input parameter.
------	---------	--

---

2138	MESSAGE	The procedure XM_DELETETRANSROW detected an invalid input parameter.
------	---------	--

---

2139	MESSAGE	The procedure XM_ADDLSROW received bad status from CB_INIT.
------	---------	---

---

2140	MESSAGE	The procedure XM_DELETELSROW received bad status from XM_DEALLOC_PAGE_CACHE.
------	---------	--

---

2141	MESSAGE	The procedure XM_ADDTRLS_CB received bad status from XM_FINDLSROW.
------	---------	--

---

2142	MESSAGE	The procedure XM_W_COMMITRECORD received bad status from SM_CLOSE.
------	---------	--

---

2143	MESSAGE	The procedure XM_RE_ABORTTRANS received bad status from VLM_VOLUME_ID_TO_MV_ID.
------	---------	---

---

2144	MESSAGE	The procedure XM_RE_ABORTTRANS received bad VOLUME ID as a parameter.
------	---------	---

---

2145	MESSAGE	The procedure XM_RE_ABORTTRANS received bad status from SM_OPEN_FD.
------	---------	---

---

2146	MESSAGE	The procedure XM_RE_ABORTTRANS received bad status from SM_OPEN_OBJECT.
------	---------	---

---

---

2147	MESSAGE	The procedure XM_END_SYSTEM_TRANS detected a bad input UI pointer.
------	---------	--

---

2148	MESSAGE	The procedure XM_END_SYSTEM_TRANS detected a bad input pointer.
------	---------	---

---

2149	MESSAGE	The procedure XM_ENDGOLDENXID detected a bad input UI pointer.
------	---------	--

---

2150	MESSAGE	The procedure XM_ABORTGOLDENXID detected a bad input UI pointer.
------	---------	--

---

2151	MESSAGE	The procedure CHECK_FOR_CROSS_LOG_HALF received bad status from SM_GET_GUFD.
------	---------	--

---

2152	MESSAGE	The procedure CHECK_FOR_CROSS_LOG_HALF received bad status from VLM_GET_SSM_DEV_AREA.
------	---------	---

---

2153	MESSAGE	The procedure CHECK_FOR_CROSS_LOG_HALF received bad status from SM_OPEN_FD.
------	---------	---

---

2154	MESSAGE	The procedure CHECK_FOR_CROSS_LOG_HALF received bad status from SM_OPEN_OBJECT.
------	---------	---

---

2155	MESSAGE	The procedure XM_GETVOLSETINDEX received bad status from VLM_VOL_ID_TO_MVST_X.
------	---------	--

---

2156	MESSAGE	The procedure XM_DETACHUFIDFROMLOG received bad status from a STORAGE MANAGEMENT routine.
------	---------	---

---

2158	MESSAGE	The procedure XM_BUMPCOUNTER received bad status from POST.
------	---------	---

---

2159	MESSAGE	The procedure XM_UNLOCKRESOURCE received bad status from REPLY_TO_WAITER.
------	---------	---

---

---

2160	MESSAGE	The procedure XM_UNLOCKOBJECT detected an invalid option for this parameter.
------	---------	--

---

2161	MESSAGE	The procedure XM_UNLOCKOBJECT detected an invalid option for this parameter.
------	---------	--

---

2162	MESSAGE	The procedure XM_UNLOCK received bad status from POST.
------	---------	--

---

2163	MESSAGE	The procedure XM_TAPEIO received bad status from POST.
------	---------	--

---

2164	MESSAGE	The procedure XM_UNLOCKONEOBJECT detected an invalid option for this parameter.
------	---------	---

---

2165	MESSAGE	The procedure XM_UNLOCKONEOBJECT detected an invalid option for this parameter.
------	---------	---

---

2166	MESSAGE	The procedure XM_UNLOCKONEOBJECT received bad status from REPLY_TO_WAITER.
------	---------	--

---

2167	MESSAGE	The procedure XM_CLOSESYSLOG failed to close the XM System Log.
------	---------	---

---

2168	MESSAGE	The procedure XM_CHECKOWNER detected that the PIN resource was already owned.
------	---------	---

---

2169	MESSAGE	The procedure XM_FREEZE received bad status from TIM_FREEZE.
------	---------	--

---

2170	MESSAGE	The procedure XM_PIN_CACHE received bad status from GET_TIMER.
------	---------	--

---

2171	MESSAGE	The procedure XM_PIN_CACHE received bad status from RESET_TIMER.
------	---------	--

---

2172	MESSAGE	The procedure XM_LAUNCH_IO received bad status from POST.
------	---------	---

---

---

2173	MESSAGE	The procedure XM_LOG_POST_COMPLETOR received bad MM status.
2174	MESSAGE	The procedure XM_DO_IO received bad status from POST.
2175	MESSAGE	The procedure XM_BUILDACTRECORD received an unexpected escape from MOVE_FAST.
2176	MESSAGE	The procedure XM_BUILDACTRECORD detected a bad parameter option.
2177	MESSAGE	The procedure XM_COMMITIOGRECORD detected a bad parameter option.
2178	MESSAGE	The procedure XM_CHECKPOINT_SSM_MAPS detected a routine failure.
2179	MESSAGE	The procedure XM_CHECKPOINT_SERVER received bad status from EXTEND_RECEIVER.
2180	MESSAGE	The procedure XM_CREATE_CHECKPOINT_SERVER received bad status from SIMPLE_CREATE_PROCESS.
2181	MESSAGE	The procedure XM_CREATE_CHECKPOINT received bad status from IPC_AWAKE_PROCESS.
2182	MESSAGE	The procedure XM_CHECK_POINT_FILES received bad status from POST.
2183	MESSAGE	The procedure XM_SEND_CHECK_POINT_FILES received bad status from GET_MSG_FRAME.
2184	MESSAGE	The procedure XM_SEND_CHECK_POINT_FILES received bad status from SEND_MSG.
2185	MESSAGE	The procedure XM_RECOVERY received bad status from VLM_ALLOW_DISC_ALLOCATION.

---



---

2186	MESSAGE	The procedure XM_CREATION_OF_SYSLOG received bad status from POST.
------	---------	--

---

2187	MESSAGE	The procedure XM_START_SYSTEM_TRANS received an invalid parameter.
------	---------	--

---

2188	MESSAGE	The function XM_LSID_TO_LSROW failed.
------	---------	---------------------------------------

---

2189	MESSAGE	The procedure XM_ABORT_SYSTEM_TRANS received a bad PTR as a parameter.
------	---------	--

---

2190	MESSAGE	The routine XM_CLOSESYSLOG failed because an unexpected escape occurred.
------	---------	--

---

2191	MESSAGE	The procedure recovery received a bad status from DISC_SM_START_READ.
------	---------	---

---

2192	MESSAGE	The procedure XM_RECOVERY_SETUP received a bad status from CREATE_OBJECT.
------	---------	---

---

2193	MESSAGE	Unexpected escape into routine XM_CHECKPOINT system log.
------	---------	--

---

2194	MESSAGE	The procedure STARTINSTALL had an unexpected escape.
------	---------	--

---

2195	MESSAGE	The procedure RESETINSTALL had an unexpected escape.
------	---------	--

---

2196	MESSAGE	The procedure SYSLOGMEMO received a bad volume ID from VOLUME MANAGEMENT.
------	---------	---

---

2197	MESSAGE	The procedure SYSLOGMEMO had an unexpected escape.
------	---------	--

---

2198	MESSAGE	An error was received from NOTIFY DISPATCHER.
------	---------	---

---

2199	MESSAGE	XM_ABORT_SYSTEM_TRANS procedure had an unexpected escape.
------	---------	---

---

---

2200	MESSAGE	Procedure XM_ABORT_STALLED_TRANSACTION was invoked.
------	---------	---

---

2201	MESSAGE	The procedure XM_RECOVERY had an unexpected escape from MOVE_FAST.
------	---------	--

---

2401	MESSAGE	An unexpected escape was encountered in CM_PROCESS_SERVER.
------	---------	--

---

2402	MESSAGE	PREP_CM_SERVER can not copy the message into a message frame from the target port's pool.
------	---------	---

---

2403	MESSAGE	PREP_CM_SERVER encountered an unexpected escape from SWITCH.
------	---------	--

---

2404	MESSAGE	The message threshold of the target port can not be changed; bad status from PORT_CONTROL.
------	---------	--

---

2405	MESSAGE	Creation of CM_PORT failed.
------	---------	-----------------------------

---

2406	MESSAGE	An unexpected escape was encountered in CREATE_CM_SVR.
------	---------	--

---

2407	MESSAGE	Creation of a PFP port was unsuccessful.
------	---------	--

---

2409	MESSAGE	CREATE_PORT_DST can not create CONTEXT AREA TABLE for the DST.
------	---------	--

---

2410	MESSAGE	CREATE_PORT_DST can not create the message pool for the DST.
------	---------	--

---

2411	MESSAGE	CREATE_PORT_DST can not release the data segment while recovering from an error.
------	---------	--

---

2412	MESSAGE	CREATE_PORT_DST can not release the port DST extension area while recovering from an error.
------	---------	---

---

2413	MESSAGE	DISCARD_REF can not release the caller's message frame.
------	---------	---

---

**28-78 System Aborts**

---

2414	MESSAGE	GET_MSG_REF can not locate the port's DST.
2415	MESSAGE	GET_MSG_REF can not get message frame from the port's message pool.
2416	MESSAGE	GET_MSG_REF_NW can not locate the port's DST.
2417	MESSAGE	GET_MSG_REF_NW can not get a message frame from the port's message pool.
2418	MESSAGE	KILL_PFP_CM got an unexpected error from KILL_PFP.
2419	MESSAGE	The type of information requested by the caller is unknown to NEW_PORT_STATUS.
2420	MESSAGE	NEW_PORT_STATUS can not locate the caller's DST.
2421	MESSAGE	NEW_PORT_STATUS encountered an unexpected escape.
2422	MESSAGE	NO_CHK_SEND_DB can not send a message to the target port.
2423	MESSAGE	NO_CHK_SEND_Q can not send message to the target port.
2424	MESSAGE	NO_CHK_SEND_REF can not send a message to the target port.
2425	MESSAGE	NO_CHK_SEND_S can not send a message to the target port.
2426	MESSAGE	PORT_DST_STAT can not locate the caller's DST; bad status was returned by CONVERT_DST.
2427	MESSAGE	PORT_DISABLE can not disable CM port; bad status was returned by CHANGE_PORT_STATE.
2428	MESSAGE	PORT_ENABLE can not enable CM port; bad status was returned by CHANGE_PORT_STATE.

---

---

2429	MESSAGE	PORT_MASK_DIS can not disable subqueues requested by the caller; bad status from CHANGE_SUBQUEUE.
<hr/>		
2430	MESSAGE	PORT_MASK_EN can not enable the subqueues request by the caller; bad status was returned by CHANGE_SUBQUEUE.
<hr/>		
2431	MESSAGE	RECEIVE_DB can not enable the port's subqueues; bad status was returned by CHANGE_SUBQUEUE.
<hr/>		
2432	MESSAGE	RECEIVE_DB can not get the length of the caller's DST; bad status was returned by MAX_DST_SIZE.
<hr/>		
2433	MESSAGE	RECEIVE_DB can not locate the caller's DST; bad status was returned by CONVERT_DST.
<hr/>		
2434	MESSAGE	RECEIVE_DB can not get a message from the target port due to an unexpected error in RECEIVE_MESSAGE.
<hr/>		
2435	MESSAGE	RECEIVE_DB can not restore the port's original subqueue mask.
<hr/>		
2436	MESSAGE	RECEIVE_Q can not enable the port's subqueues as requested by the caller.
<hr/>		
2437	MESSAGE	RECEIVE_Q can not get a message from the target port due to a unexpected error in RECEIVE_MSG.
<hr/>		
2438	MESSAGE	RECEIVE_Q can not restore the port's original subqueue mask.
<hr/>		
2439	MESSAGE	RECEIVE_S can not enable the port's subqueues as requested by the caller.
<hr/>		
2440	MESSAGE	RECEIVE_S can not get a message from the target port due to an unexpected error in RECEIVE_MSG.

---

---

2450	MESSAGE	RECEIVE_S can not restore the port's original subqueue mask as requested by the caller.
------	---------	---

---

2451	MESSAGE	RECEIVE_REF can not enable the port's subqueues as requested by the caller.
------	---------	---

---

2452	MESSAGE	RECEIVE_REF can not get a message from the target port due to an unexpected error in RECEIVE_MSG.
------	---------	---

---

2453	MESSAGE	RECEIVE_REF can not restore the port's original subqueue mask as requested by the caller.
------	---------	---

---

2454	MESSAGE	GET_DB_MSG(RECEIVE_W_DB) can not get the length of the caller's DST; bad status was returned by MAX_DST_SIZE.
------	---------	---

---

2455	MESSAGE	GET_DB_MSG(RECEIVE_W_DB) can not locate the caller's DST; bad status was returned by CONVERT_DST.
------	---------	---

---

2456	MESSAGE	GET_DB_MSG(RECEIVE_W_DB) can not receive a message from the target port as requested by the caller.
------	---------	---

---

2457	MESSAGE	RECEIVE_W_DB can not enable the port's subqueues as requested by the caller.
------	---------	--

---

2458	MESSAGE	RECEIVE_W_DB can not restore the port's original subqueue mask.
------	---------	---

---

2459	MESSAGE	GET_Q_MSG(RECEIVE_W_Q) can not receive a message from the target port; bad status was received from RECEIVE_MSG.
------	---------	--

---

2460	MESSAGE	RECEIVE_W_Q can not enable the port's subqueues as requested by the caller.
------	---------	---

---

2461	MESSAGE	RECEIVE_W_Q can not restore the port's original subqueue mask; bad status was returned by CHANGE_SUBQUEUE.
------	---------	--

---

---

2462	MESSAGE	The procedure GET_S_MSG(RECEIVE_W_S) can not receive a message from the target port; bad status was returned by RECEIVE_MSG.
2463	MESSAGE	RECEIVE_W_S can not enable the port's subqueues requested by the caller.
2464	MESSAGE	RECEIVE_W_S can not restore the port's original subqueue mask; bad status was returned by CHANGE_SUBQUEUE.
2465	MESSAGE	REPLACE_DB can not insert a message to the target port; bad status was returned by INSERT_MSG.
2466	MESSAGE	REPLACE_Q can not insert a message to the target port; bad status was returned by INSERT_MSG.
2467	MESSAGE	REPLACE_REF can not insert a message to the target port; bad status was returned by INSERT_MSG.
2468	MESSAGE	REPLACE_S can not insert a message to the target port; bad status was returned by INSERT_MSG.
2469	MESSAGE	SEND_DB can not send a message to the target port; bad status was returned by SEND_MESSAGE.
2470	MESSAGE	SEND_Q can not send a message to the target port; bad status was returned by SEND_MSG.
2471	MESSAGE	SEND_REF can not send a message to the target port; bad status was returned by SEND_MSG.
2472	MESSAGE	SEND_S can not send a message to the target port; bad status was returned by SEND_MSG.
2473	MESSAGE	SET_PORT_MASK can not change a port's subqueue mask; bad status was returned by CHANGE_SUBQUEUE.

---

---

2474	MESSAGE	STUFF_RIGHT_HALF_WORD is too large a number to fit into a shortint.
------	---------	---

---

2475	MESSAGE	IOWAIT_PORT_SERVER caused an unexpected escape.
------	---------	---

---

2476	MESSAGE	CHANGE_IOWAIT_NM caused an unexpected escape.
------	---------	---

---

2477	MESSAGE	CHECK_IO_COUNT caused an unexpected escape.
------	---------	---

---

2478	MESSAGE	CREATE_IOWAIT failed for reasons other than an exhausted port DST.
------	---------	--

---

2479	MESSAGE	CREATE_IOWAIT can not release the acquired resources after creation of the port failed due to an exhausted port DST.
------	---------	--

---

2480	MESSAGE	CREATE_TO_WAIT_COMPLETOR can not create the context area for the completor; bad status was returned by CREATE_OBJECT.
------	---------	---

---

2481	MESSAGE	CREATE_IO_WAIT_COMPLETOR failed and can not release the context area; bad status was returned by RELEASE_OBJECT.
------	---------	--

---

2482	MESSAGE	CREATE_IO_WAIT_COMPLETOR failed, causing an unexpected escape while releasing resources.
------	---------	--

---

2483	MESSAGE	ABORT_CM_TIMER could not abort an unarmed timer entry; possibly already released.
------	---------	---

---

2484	MESSAGE	ABORT_CM_TIMER caused an unexpected escape.
------	---------	---

---

2485	MESSAGE	DISABLE_IOWAIT caused an unexpected escape.
	CAUSE	Either the operating system software or an operating system data structure has been corrupted.

---

2486	MESSAGE	ENABLE_IOWAIT caused an unexpected escape.
------	---------	--

---

---

2487	MESSAGE	INC_IO_COUNT was unable to convert IOWAIT port number to completion index; bad status was returned by HASH_FIND.
2488	MESSAGE	INIT_CM_PORT can not create CM PORT object; bad status returned by CREATE_OBJECT.
2489	MESSAGE	INIT_CM_PORT caused an unexpected escape; could be from creating IOWAIT HASH TABLE, IOWAIT COMPLETOR TABLE, dictionary structure, or CM PORT DESCRIPTOR TABLE; cause of escape in second parameter.
2490	MESSAGE	INVOKE_CM_COMPLETOR(INVOKE_IOWAIT) can not get message from the completor's port; bad status returned by RECEIVE_MSG.
2500	MESSAGE	INVOKE_CM_COMPLETOR(INVOKE_IOWAIT) can not find the length of the data segment; bad status returned by MAX_DST_SIZE.
2501	MESSAGE	INVOKE_CM_COMPLETOR(INVOKE_IOWAIT) just finished executing CM COMPLETOR in an attempt to release message frame; bad status returned by REL_MSG_FRAME.
2502	MESSAGE	REL_CM_TIMER caller is trying to release an unarmed timer; possibly already released.
2503	MESSAGE	REL_CM_TIMER can not release timer due to unexpected error in RELEASE_TIMER.
2504	MESSAGE	REL_CM_TIMER can not release CM Timer entry to CMPORTS TIMER TABLE; bad status returned by RELEASE_TABLE_ENTRY.
2505	MESSAGE	START_CM_TIMER can not get timer; bad status returned by GET_TIMER.
2506	MESSAGE	START_CM_TIMER can not get entry from CM TIMER TABLE; escape caused by GET_TABLE_ENTRY.

---



---

2507	MESSAGE	CREATE_CM_PORT_DICTIONARY is unable to create symbol data for the CMPORTS dictionary; unexpected escape from either CREATE_OBJECT or SYMBOL TABLE.
------	---------	--

---

2508	MESSAGE	CREATE_CM_PORT_CLASS_DICTIONARY is unable to create SYMBOL TABLE for Class Name Dictionary; unexpected escape received from either CREATE_OBJECT or SYMBOL TABLE.
------	---------	---

---

2509	MESSAGE	DICT_ADD can not lock CMPORTS Dictionary; bad status returned by STLOCK.
------	---------	--

---

2510	MESSAGE	DICT_ADD can not unlock CMPORTS Dictionary; bad status returned by STUNLOCK.
------	---------	--

---

2511	MESSAGE	DICT_DELETE can not lock CMPORTS Dictionary; bad status returned by STLOCK.
------	---------	---

---

2512	MESSAGE	DICT_DELETE can not unlock CMPORTS Dictionary; bad status returned by STUNLOCK.
------	---------	---

---

2513	MESSAGE	DICT_FIND can not lock CMPORTS Dictionary; bad status returned by STLOCK.
------	---------	---

---

2514	MESSAGE	DICT_FIND can not unlock CMPORTS Dictionary; bad status returned by STUNLOCK.
------	---------	---

---

2515	MESSAGE	DICT_UPDATE can not lock CMPORTS Dictionary; bad status returned by STLOCK.
------	---------	---

---

2516	MESSAGE	DICT_UPDATE can not unlock CMPORTS Dictionary; bad status returned by STUNLOCK.
------	---------	---

---

2517	MESSAGE	DICT_SEND can not lock CMPORTS Dictionary; bad status returned by STLOCK.
------	---------	---

---

2518	MESSAGE	DICT_SEND can not unlock CMPORTS Dictionary; bad status returned by STUNLOCK.
------	---------	---

---

---

2519	MESSAGE	DICT_SEND is unable to send a message to the port for reasons other than non-existent port; bad status returned by SEND_MSG.
2520	MESSAGE	ADD_CMPORT_CLS can not lock SYMBOL TABLE for CMPORTS Class Name Dictionary; bad status returned by STLOCK.
2521	MESSAGE	ADD_CMPORT_CLS can not add key to CMPORTS CLASS NAME SYMBOL TABLE; bad status returned by STADDKEY.
2522	MESSAGE	ADD_CMPORT_CLS can not unlock CMPORTS CLASS NAME SYMBOL TABLE; bad status returned by STUNLOCK.
2523	MESSAGE	DEL_CMPORT_CLS can not lock SYMBOL TABLE for CMPORTS Class Name Dictionary; bad status returned by STLOCK.
2524	MESSAGE	DEL_CMPORT_CLD can not delete key from CMPORTS CLASS NAME SYMBOL TABLE; bad status returned by STDELKEY.
2525	MESSAGE	DEL_CMPORT_CLS can not unlock CMPORTS CLASS NAME SYMBOL TABLE; bad status returned by STUNLOCK.
2526	MESSAGE	BUILD_CM_PORT_DESC can not create CMPORTS descriptor object; bad status returned by CREATE_OBJECT.
2527	MESSAGE	BUILD_CM_PORT_DESC is unable to build DESCRIPTOR TABLE; unexpected escape caused by HASH_CREATE_TABLE or CREATE_TABLE.
2528	MESSAGE	DEALLOCATE_CM_PORT_DESC_ENTRY can not deallocate CMPORTS descriptor entry due to an unexpected escape.
2529	MESSAGE	CREATE_CM_PORT can not lock Class Name Dictionary to get the parameters needed to call CREATE_CM_SVR; bad status returned by STLOCK.
2530	MESSAGE	The port is already created, but can not unlock the Class Name Dictionary; bad status returned by STUNLOCK.

---

---

2531	MESSAGE	CREATE_IO_WAIT can not lock Class Name Dictionary to get the parameters needed to call CREATE_IOWAIT; bad status returned by STLOCK.
2532	MESSAGE	The port already has been created, but can not unlock the Class Name Dictionary; bad status returned by STUNLOCK.
2533	MESSAGE	The IOWAIT port still has outstanding I/O; cannot be deleted.
2534	MESSAGE	DELETE_PORT just finished purging the port in the process of releasing its DST, but PURGE_POOL failed.
2535	MESSAGE	DELETE_CMPORT can not release the port's DST (purge pending and no longer in use); bad status returned by RELDATASEG.
2536	MESSAGE	DELETE_CMPORT can not release the port's DST extension area; bad status returned by RELEASE_OBJECT.
2537	MESSAGE	The port is an NM IOWAIT port, and a context area was created for it; can not release that context area; bad status returned by RELEASE_OBJECT.
2538	MESSAGE	DELETE_CMPORT escaped due to an unknown cause.
2539	MESSAGE	DEL_CMPORT_DST can not get address of the DST to be deleted; bad status returned by CONVERT_DST.
2540	MESSAGE	DEL_CMPORT_DST can not purge the message pool in the DST; bad status returned by PURGE_POOL.
2541	MESSAGE	DEL_CMPORT_DST can not release the port DST; bad status returned by RELDATASEG.
2542	MESSAGE	DEL_CMPORT_DST can not release the DST expansion area; bad status returned by RELEASE_OBJECT.

---

---

2543	MESSAGE	PORT_IS_CM_PORT is trying to find port in CMPORTS DESCRIPTOR HASH TABLE; expect status=ALL_OK if port is found, or status=ENTRY_NOT_FOUND if it isn't, but the status we get from the HASH TABLE is neither of the two.
------	---------	---

---

2550	MESSAGE	GETSIR returned a bad status to the fast switch stub.
	CAUSE	Either the operating system software or an operating system data structure has been corrupted.

---

2551	MESSAGE	RELSIR returned a bad status to the fast switch stub.
	CAUSE	Either the operating system software or an operating system data structure has been corrupted.

---

2559	MESSAGE	A COMPATIBILITY MODE sudden death has occurred. The error number displayed on the console is the sudden death number.
	CAUSE	Either the operating system software or an operating system data structure has been corrupted.

---

2560	MESSAGE	ALTER_STACK_LIMITS failed when changing the CM stack's virtual address.
	CAUSE	Either the operating system software or an operating system data structure has been corrupted.

---

2561	MESSAGE	ALTER_OBJECT_SIZE failed when changing the size of the CM stack's virtual object.
	CAUSE	Either the operating system software or an operating system data structure has been corrupted.

---

2562	MESSAGE	DBG_RESET_TOS_DATA_BP failed when setting the data BP for CM stack overflow.
	CAUSE	Either the operating system software or an operating system data structure has been corrupted.

---

2563	MESSAGE	ALTER_STACK_LIMITS failed when changing the size of the CM stack's data segment.
	CAUSE	Either the operating system software or an operating system data structure has been corrupted.

---

---

2564	MESSAGE	A routine called by BUILD_CM_STACK returned an error when it should not have.
	CAUSE	Either the operating system software or an operating system data structure has been corrupted.

---

2565	MESSAGE	LOCK_OBJ_IN_VPN_CACHE failed when locking a newly active PCBX page into the VPN cache.
	CAUSE	Either the operating system software or an operating system data structure has been corrupted.

---

2584	MESSAGE	GET_TABLE_ENTRY returned a DST entry which was already in use.
	CAUSE	Either the operating system software or an operating system data structure has been corrupted.

---

2585	MESSAGE	LOCK_OBJ_IN_VPN_CACHE failed when creating a new data segment.
	CAUSE	Either the operating system software or an operating system data structure has been corrupted.

---

2586	MESSAGE	RELEASE_OBJECT failed when releasing the virtual object for a data segment.
	CAUSE	Either the operating system software or an operating system data structure has been corrupted.

---

2587	MESSAGE	RELEASE_TABLE_ENTRY failed when releasing a DST entry.
	CAUSE	Either the operating system software or an operating system data structure has been corrupted.

---

2588	MESSAGE	RELEASE_OBJECT failed when releasing the virtual object for a CSTX.
	CAUSE	Either the operating system software or an operating system data structure has been corrupted.

---

2589	MESSAGE	GET_TABLE_ENTRY returned a CST entry which was already in use.
	CAUSE	Either the operating system software or an operating system data structure has been corrupted.

---

---

2590	MESSAGE	RELEASE_TABLE_ENTRY failed when releasing a CST entry.
	CAUSE	Either the operating system software or an operating system data structure has been corrupted.

---

2591	MESSAGE	CREATE_OBJECT failed when creating the temporary CST for the CME.
	CAUSE	Either the operating system software or an operating system data structure has been corrupted.

---

2592	MESSAGE	CREATE_OBJECT failed when creating the DST.
	CAUSE	Either the operating system software or an operating system data structure has been corrupted.

---

2593	MESSAGE	CREATE_TABLE failed when initializing the free list of the CST.
	CAUSE	Either the operating system software or an operating system data structure has been corrupted.

---

2594	MESSAGE	CREATE_TABLE failed when initializing the free list of the DST.
	CAUSE	Either the operating system software or an operating system data structure has been corrupted.

---

2595	MESSAGE	LOCK_OBJ_IN_VPN_CACHE failed when locking the SL into the VPN cache.
	CAUSE	Either the operating system software or an operating system data structure has been corrupted.

---

2900	MESSAGE	Buffer header corruption is detected.
	CAUSE	TURBO IMAGE/XL internal error.

---

2901	MESSAGE	NM'DBPROCTERM failed to deallocate DBU.
	CAUSE	TURBO IMAGE/XL internal error.

---

2902	MESSAGE	NM'DBPROCTERM failed to deallocate DBR.
	CAUSE	TURBO IMAGE/XL internal error.

---

---

3020	MESSAGE	The NS/3000-XL Network Interface (NI) module has detected a fatal error.
------	---------	--

---

3040	MESSAGE	The NS/3000-XL Internet Protocol (IP) module has detected a fatal error.
------	---------	--

---

3060	MESSAGE	The NS/3000-XL MAPPING TABLE module has detected a fatal error.
------	---------	---

---

3080	MESSAGE	The NS/3000-XL Transmission Control Protocol (TCP) has detected a fatal error.
------	---------	--

---

3081	MESSAGE	Unknown SIP message received by TCP PM.
------	---------	---

---

3082	MESSAGE	Unknown XPORT message received by TCP PM.
------	---------	---

---

3083	MESSAGE	Unknown buffer manager message received by TCP PM.
------	---------	--

---

3084	MESSAGE	Unknown net IPC message received by TCP PM.
------	---------	---

---

3085	MESSAGE	Unknown message received by TCP PM.
------	---------	-------------------------------------

---

3086	MESSAGE	TCP PM received a data packet while closed.
------	---------	---

---

3087	MESSAGE	TCP PM received a data packet while listening.
------	---------	--

---

3088	MESSAGE	TCP PM received a data packet while SYN'RECVD1.
------	---------	---

---

3089	MESSAGE	Invalid buffer in reply message to TCP PM.
------	---------	--

---

3090	MESSAGE	Message received by TCP PM before initialization.
------	---------	---

---

3091	MESSAGE	TCP PM has no free retransmission queue entries.
------	---------	--

---

---

3092	MESSAGE	Appending one TCP PM packet to another failed.
------	---------	--

---

3093	MESSAGE	Appending one TCP PM receive queue entry to another failed.
------	---------	---

---

3094	MESSAGE	Getting TCP PM receive queue entry failed.
------	---------	--

---

3095	MESSAGE	Removing TCP PM dictionary entry failed.
------	---------	--

---

3096	MESSAGE	Bad TCP PM acknowledgement timer popped.
------	---------	--

---

3097	MESSAGE	Bad TCP PM retransmission timer popped.
------	---------	---

---

3098	MESSAGE	Bad TCP PM connection assurance timer popped.
------	---------	---

---

3099	MESSAGE	No TCP PM receive queue entries available.
------	---------	--

---

3100	MESSAGE	Updating TCP PM receive queue entry link failed.
------	---------	--

---

3101	MESSAGE	TCP PM generates a connection assurance packet when one already exists.
------	---------	---

---

3102	MESSAGE	TCP PM received unexpected GET_BUFFER error.
------	---------	--

---

3103	MESSAGE	TCP PM data SEND to net IPC failed.
------	---------	-------------------------------------

---

3104	MESSAGE	TCP PM SEND to IP failed.
------	---------	---------------------------

---

3105	MESSAGE	TCP PM urgent data SEND to net IPC failed.
------	---------	--

---

3106	MESSAGE	TCP PM fragment SEND to IP failed.
------	---------	------------------------------------

---

3107	MESSAGE	TCP PM failed to get valid user data pointer.
------	---------	---

---



---

3108	MESSAGE	TCP PM reply to net IPC failed.
------	---------	---------------------------------

---

3109	MESSAGE	TCP PM has too many data descriptors.
------	---------	---------------------------------------

---

3110	MESSAGE	Bad TCP PM wait timer popped.
------	---------	-------------------------------

---

3200	MESSAGE	Invalid control message received by PXP SIP.
------	---------	--

---

3201	MESSAGE	Invalid SIP message received by PXP SIP.
------	---------	--

---

3202	MESSAGE	Invalid XPORT message received by PXP SIP.
------	---------	--

---

3203	MESSAGE	Invalid net IPC message received by PXP SIP.
------	---------	--

---

3204	MESSAGE	Invalid message received by PXP SIP.
------	---------	--------------------------------------

---

3205	MESSAGE	Message received by PXP SIP before initialization.
------	---------	--

---

3206	MESSAGE	Deleting PXP SIP DST TABLE entry failed.
------	---------	--

---

3207	MESSAGE	Adding a PXP SIP socket queue element failed.
------	---------	---

---

3208	MESSAGE	Invalid SIP close message received by PXP SIP.
------	---------	--

---

3209	MESSAGE	Adding PXP SIP DST TABLE entry failed.
------	---------	--

---

3210	MESSAGE	Deleting a PXP SIP socket queue element failed.
------	---------	---

---

3211	MESSAGE	Deleting the PXP SIP dictionary entry failed.
------	---------	---

---

3212	MESSAGE	Adding the PXP SIP dictionary entry failed.
------	---------	---

---

3300	MESSAGE	Message received by PXP PM before initialization.
------	---------	---

---

---

3301	MESSAGE	Unknown SIP message received by PXP PM.
3302	MESSAGE	Unknown buffer manager message received by PXP PM.
3303	MESSAGE	Unknown net IPC message received by PXP PM.
3304	MESSAGE	Unknown message received by PXP PM.
3305	MESSAGE	Unknown XPORT message received by PXP PM.
3306	MESSAGE	Getting a PXP PM retransmission queue element failed.
3307	MESSAGE	Incorrect number of PXP PM data descriptors.
3308	MESSAGE	Copying send data failed in PXP PM.
3309	MESSAGE	Building the PXP PM reply header failed.
3310	MESSAGE	Copying data for first reply message failed in PXP PM.
3311	MESSAGE	Copying data for reply message failed in PXP PM.
3312	MESSAGE	Deleting a PXP PM retransmission queue element failed.
3313	MESSAGE	Getting a PXP PM receive queue element failed.
3314	MESSAGE	Invalid buffer reply message received by PXP PM.
3315	MESSAGE	Accessing a PXP PM retransmission queue element failed.
3316	MESSAGE	Accessing a PXP PM receive queue element failed.
3317	MESSAGE	Deleting a PXP PM dictionary entry failed.

---

---

3400	MESSAGE	Message received by TCP SIP before initialization.
------	---------	--

---

3401	MESSAGE	Unknown CONTROL message received by TCP SIP.
------	---------	--

---

3402	MESSAGE	Unknown SIP message received by TCP SIP.
------	---------	--

---

3403	MESSAGE	Unknown XPORT message received by TCP SIP.
------	---------	--

---

3404	MESSAGE	Unknown net IPC message received by TCP SIP.
------	---------	--

---

3405	MESSAGE	Adding TCP SIP socket queue entry failed.
------	---------	---

---

3406	MESSAGE	Adding TCP SIP dictionary entry failed.
------	---------	---

---

3407	MESSAGE	Removing call socket dictionary entry failed.
------	---------	---

---

3408	MESSAGE	Removing call socket dictionary entry because of a failure error.
------	---------	---

---

3409	MESSAGE	Purging a TCP PM port failed.
------	---------	-------------------------------

---

3410	MESSAGE	Deleting TCP SIP connection queue entry failed.
------	---------	---

---

3411	MESSAGE	Removing TCP SIP dictionary entry failed.
------	---------	---

---

3412	MESSAGE	Creating initiating TCP PM port failed.
------	---------	---

---

3413	MESSAGE	Adding initiating TCP PM connection queue entry failed.
------	---------	---

---

3414	MESSAGE	Unknown buffer manager message received by TCP SIP.
------	---------	---

---

3415	MESSAGE	Adding responding TCP PM connection queue entry failed.
------	---------	---

---

---

3416	MESSAGE	Creating responding TCP PM port failed.
------	---------	---

---

5050	MESSAGE	An irrecoverable internal error occurred within the DHCF/XL subsystem after the console operator specified the system should fail in such an event.
	CAUSE	The DHCF/XL trap handler was invoked after the subsystem had been started with "ERROPT=SYS" specified in the DHCF CONTROL START command.
	ACTION	Take a system dump; restart your system using the default "ERROPT=SUB" parameter and the system will continue operating.

---

## System Shutdown

---

### (shut)

---

1	MESSAGE	Shutdown of operating system begins. (Shut 1)
	CAUSE	=SHUTDOWN has been typed on the physical console. This is the first normal shutdown message.
	ACTION	None.

---

2	MESSAGE	Shutdown of user processes begins. (Shut 2)
	CAUSE	User processes are about to be shutdown. This is a normal shutdown message.
	ACTION	None.

---

3	MESSAGE	Shutdown of jobs & sessions begins. (Shut 3)
	CAUSE	All active jobs & sessions are about to be logged off. This is a normal shutdown message.
	ACTION	None.

---

4	MESSAGE	Shutdown of system processes begins. (Shut 4)
	CAUSE	Non-FOS processes are about to be shutdown. This is a normal shutdown message.
	ACTION	None.

---

5	MESSAGE	Shutdown of system managers begins. (Shut 5)
	CAUSE	FOS processes are about to be shutdown. This is a normal shutdown message.
	ACTION	None.

---

---

6	MESSAGE	Shutdown of operating system complete. (Shut 6)
	CAUSE	All appropriate processes have been notified of a shutdown. This is the last normal shutdown message.
	ACTION	None.

---

7	MESSAGE	User pin number ! timed out. (Shut 7)
---	---------	---------------------------------------

---

8	MESSAGE	User pin number ! reported an error to shutdown. (Shut 8)
---	---------	---

---

9	MESSAGE	System pin number ! timed out. (Shut 9)
	CAUSE	A system process failed to return a status reply to shutdown within 5 minutes of being notified of a shutdown.
	ACTION	Take a dump of the system. Write down all console messages.

---

10	MESSAGE	System pin number ! reported an error to shutdown. (Shut 10)
	CAUSE	A system process sent bad status back to shutdown.
	ACTION	Take a dump of the system. Write down all console messages.

---

11	MESSAGE	System manager reported an error during shutdown. (Shut 11)
	CAUSE	A FOS process has sent bad status back to shutdown.
	ACTION	Take a dump of the system. Write down all console messages.

---

12	MESSAGE	Jobs reported an error during shutdown. (Shut 12)
	CAUSE	Jobmain sent bad status back to shutdown.
	ACTION	Take a dump of the system. Write down all console messages.

---

13	MESSAGE	Sessions reported an error during shutdown. (Shut 13)
	CAUSE	Sessionmain sent bad status back to shutdown.
	ACTION	Take a dump of system. Write down all console messages.

---

---

14	MESSAGE	Jobs timed out during shutdown. (Shut 14)
	CAUSE	Jobmain didn't return status to shutdown within 15 minutes of being notified of a shutdown.
	ACTION	Take a dump of the system. Write down all console messages.

---

15	MESSAGE	Sessions timed out during shutdown. (Shut 15)
	CAUSE	Sessionmain didn't return status to shutdown within 15 minutes of being notified of a shutdown.
	ACTION	Take a dump of the system. Write down all console messages.

---

16	MESSAGE	Spoolers notified of a shutdown. (Shut 16)
	CAUSE	Spooler processes are about to be shutdown. This is a normal shutdown message.
	ACTION	None.

---

17	MESSAGE	A component exceeded the maximum allowed time. (Shut 17)
	CAUSE	A reply or timeout from an unknown process.
	ACTION	Take a dump of the system. Write down all console messages.

---

18	MESSAGE	Error occurred during shutdown of job & sessions. (Shut 18)
	CAUSE	No reply to shutdown from Jobs/Sessions within 15 minutes of being notified of a shutdown.
	ACTION	Take a dump of the system. Write down all console messages.

---

19	MESSAGE	A system manager timed out during shutdown. (Shut 19)
	CAUSE	A FOS process failed to return a status reply to shutdown within 5 minutes of being notified of a shutdown.
	ACTION	Take a dump of the system. Write down all console messages.

---





## System Startup, Shutdown, and Configuration

---

This section lists the system messages and error codes received during system reset, startup, and shutdown. For additional error codes, such as those generated from network services or network manager, see the appropriate manual.

---

### Reading the Message and Code Display

Three types of messages (informational/run time, error, and warning) may occur during the reset, startup, or shutdown process.

- Informational messages indicate which component the self-test is testing at any given time.
- Error messages indicate a hardware failure or operating system error. Class errors are grouped into 14 classes ( 1-CE). They are hexadecimal messages that appear on the front panel LED display and access port status line. All other errors are considered non-class, and can appear on the panel or on the system console itself.

If a class error is encountered (see Table 30-1 for the types of classes), the self-test halts and error messages are displayed.

- Warning messages identify noncritical failures that do not prevent the system from booting or halt the self-test.

Information messages, error codes, and warnings are displayed (in hexadecimal) on the front panel LEDs, the access port status line during bootup, and the system console. English language messages can also appear in addition to or in place of a hexadecimal message at the console.

---

**Note** Some console messages are also logged to the system log file.

---

---

## Interpreting Class Errors

Fifteen classes of codes comprise the informational, error, and warning messages. The class number is the leftmost hexadecimal value for the singular display and for the second multiplexed (alternating) display. Table 30-1 lists the class error number, its hexadecimal code, and the cause of the error. To determine an error's class, check its numeric code in the table. Then locate the subsection in this chapter which addresses that class.

**Table 30-1. Class Error Descriptions**

Err.	Code	Description
1	11xx	Faulty register file.
1	14xx	Execution unit failure.
1	15xx	Instruction unit failure.
2	26xx	Translation look-aside buffer (TLB) failure.
2	27xx	Cache failure.
3	30xx	Faulty system monitor card.
4	42xx	Faulty assist processor.
5	5sxx	Bus protocol error.
6		Reserved.
7	7sxx	Faulty memory.
8	8sxx	Faulty I/O card.
9	01xx and 9xxx	Console test error.
A	01xx and Axxx	Boot device error.
B	Bxxx	Operating system software error.
C		Initialization messages.
CA	CAxx	Power fail.
CB	CBxx	Transfer of control.
CE	CExx	ISL messages and error codes.

Categories of “nonclass” errors appear on the following page.

---

## Interpreting “Nonclass” Errors

Besides class errors, the system console also displays the following types of errors:

- Run-time codes
- DCC error
- High priority machine check (HPMC) detailed errors (XXF0-XXFF)
- Log file errors
- SYSGEN messages (I/O, MISC, LOG, SYSFILE)
- Outerblock messages
- SERVE messages
- Other messages
- Scanner messages
- Boot tape messages
- LANGINST messages
- \* Multiprocessor errors

These error messages appear after the class errors in this chapter, in the same order shown in the list above. If unlisted errors occur, call your Hewlett-Packard support representative.

---

## Class Errors

### Class Error 1

Class Error 1

Class error 1 is composed of three types of processor failures: register file, execution unit, and instruction unit.

#### Register File Failure

Register file messages take the form:

11xx

where:

xx = detailed error number

---

00	MESSAGE	No message. System halts. (E)
	CAUSE	Undefined error occurs at the start of the test.
	ACTION	Contact your Hewlett-Packard Support Representative.
<hr/>		
01	MESSAGE	No message. System halts. (E)
	CAUSE	Test of the general registers 1, 2, and 31 fails. Second possible cause of the error may be the execution unit. Third possible cause of the error also may be the instruction unit.
	ACTION	Contact your Hewlett-Packard Support Representative.
<hr/>		
02	MESSAGE	No message. System halts. (E)
	CAUSE	Test of the general registers fails. Second possible cause of the error may be the execution unit. Third possible cause of the error also may be the instruction unit.
	ACTION	Contact your Hewlett-Packard Support Representative.
<hr/>		
03	MESSAGE	No message. System halts. (E)
	CAUSE	Test of the recovery counter or external interrupt enable mask fails. Second possible cause of the error may be the execution unit. Third possible cause of the error also may be the instruction unit.
	ACTION	Contact your Hewlett-Packard Support Representative.

---

---

04	MESSAGE	No message. System halts. (E)
	CAUSE	Test of the temporary control registers fails. Second possible cause of the error may be the execution unit. Third possible cause of the error also may be the instruction unit.
	ACTION	Contact your Hewlett-Packard Support Representative.

---

07	MESSAGE	No message. System halts. (E)
	CAUSE	Cross-talk occurs between general registers.
	ACTION	Contact your Hewlett-Packard Support Representative.

---

08	MESSAGE	No message. System halts. (E)
	CAUSE	Crosstalk occurs among general registers and temporary registers.
	ACTION	Contact your Hewlett-Packard Support Representative.

---

0A	MESSAGE	No message. System halts. (E)
	CAUSE	X and B bus bypass testing.
	ACTION	Contact your Hewlett-Packard Support Representative.

---

0B	MESSAGE	No message. System halts. (E)
	CAUSE	General register 0 bypassed.
	ACTION	Contact your Hewlett-Packard Support Representative.

---

0C	MESSAGE	No message. System halts. (E)
	CAUSE	General register 0 bypassed on a nullify.
	ACTION	Contact your Hewlett-Packard Support Representative.

---

0D	MESSAGE	No message. System halts. (E)
	CAUSE	Verification of the trap with interval timer fails.
	ACTION	Contact your Hewlett-Packard Support Representative.

---

10	MESSAGE	No message. System halts. (E)
	CAUSE	Interval timer is not incrementing. Second possible cause of the error may be the execution unit. Third possible cause of the error also may be the instruction unit.
	ACTION	Contact your Hewlett-Packard Support Representative.

---

---

11	MESSAGE	No message. System halts. (E)
	CAUSE	Interval timer is not causing a trap. Second possible cause of the error may be the instruction unit. Third possible cause of the error also may be the translation look-aside buffer.
	ACTION	Contact your Hewlett-Packard Support Representative.

---

12	MESSAGE	No message. System halts. (E)
	CAUSE	Recovery counter is not causing a trap. Second possible cause of the error may be the instruction unit. Third possible cause of the error also may be the translation look-aside buffer.
	ACTION	Contact your Hewlett-Packard Support Representative.

---

15	MESSAGE	No message. System halts. (E)
	CAUSE	Load to general register 0 modifies that register.
	ACTION	Contact your Hewlett-Packard Support Representative.

---

16	MESSAGE	No message. System halts. (E)
	CAUSE	Nullified instruction stored to register file
	ACTION	Contact your Hewlett-Packard Support Representative.

---

17	MESSAGE	No message. System halts. (E)
	CAUSE	Verification of the address calculation for load word and modification (LDWM) fails.
	ACTION	Contact your Hewlett-Packard Support Representative.

---

18	MESSAGE	No message. System halts. (E)
	CAUSE	Verification of the address calculation for load word indexed and modification (LDWX,M) fails.
	ACTION	Contact your Hewlett-Packard Support Representative.

---

19	MESSAGE	No message. System halts. (E)
	CAUSE	Verification of the address calculation for load byte indexed and modification (LDBX,U,M) fails.
	ACTION	Contact your Hewlett-Packard Support Representative.

---

---

1A	MESSAGE	No message. System halts. (E)
	CAUSE	Verification of the address calculation for load half word indexed and modification (LDHX,U,M) fails.
	ACTION	Contact your Hewlett-Packard Support Representative.

---

1B	MESSAGE	No message. System halts. (E)
	CAUSE	Verification of the address calculation for load halfword indexed and modification (LDWX,U,M) fails.
	ACTION	Contact your Hewlett-Packard Support Representative.

---

20	MESSAGE	No message. System halts. (E)
	CAUSE	Verification of the operation of the register file interlock fails.
	ACTION	Contact your Hewlett-Packard Support Representative.

---

21	MESSAGE	No message. System halts. (E)
	CAUSE	Verification of the address calculation for load word and modification after (LDW,MA) fails.
	ACTION	Contact your Hewlett-Packard Support Representative.

---

22	MESSAGE	No message. System halts. (E)
	CAUSE	Verification of the address calculation for load word and modification before (LDW,MB) fails.
	ACTION	Contact your Hewlett-Packard Support Representative.

---

23	MESSAGE	No message. System halts. (E)
	CAUSE	Verification of the move to control register (MTCTL) after load word (LDW) operation fails.
	ACTION	Contact your Hewlett-Packard Support Representative.

---

2A	MESSAGE	No message. System halts. (E)
	CAUSE	Nullified instruction after data trap stored to register file.
	ACTION	Contact your Hewlett-Packard Support Representative.

---

---

2B	MESSAGE	No message. System halts. (E)
	CAUSE	Verification of the address calculation of the load and modification that caused the data trap fails.
	ACTION	Contact your Hewlett-Packard Support Representative.

---

2C	MESSAGE	No message. System halts. (E)
	CAUSE	Verification of the ripple through recovery counter fails.
	ACTION	Contact your Hewlett-Packard Support Representative.

---

2D	MESSAGE	No message. System halts. (E)
	CAUSE	Cannot force overflow trap.
	ACTION	Contact your Hewlett-Packard Support Representative.

---

2E	MESSAGE	No message. System halts. (E)
	CAUSE	Verification of the backup on recovery counter fails.
	ACTION	Contact your Hewlett-Packard Support Representative.

---

2F	MESSAGE	No message. System halts. (E)
	CAUSE	Verification of the late nullify on recovery counter fails.
	ACTION	Contact your Hewlett-Packard Support Representative.

---

31	MESSAGE	No message. System halts. (E)
	CAUSE	Unexpected recovery counter trap occurs. Second possible cause of the error may be the instruction unit. Third possible cause of the error also may be the translation look-aside buffer.
	ACTION	Contact your Hewlett-Packard Support Representative.

---

32	MESSAGE	No message. System halts. (E)
	CAUSE	Unexpected external interrupt trap occurs. Second possible cause of the error may be the instruction unit. Third possible cause of the error also may be the translation look-aside buffer.
	ACTION	Contact your Hewlett-Packard Support Representative.

---



---

40	MESSAGE	No message. System halts. (E)
	CAUSE	Test of the external interrupt request register with zero fails.
	ACTION	Contact your Hewlett-Packard Support Representative.

---

41	MESSAGE	No message. System halts. (E)
	CAUSE	Verification of the value of general register 1 after ADDIL instruction fails.
	ACTION	Contact your Hewlett-Packard Support Representative.

---

42	MESSAGE	No message. System halts. (E)
	CAUSE	Verification of the calculation of the return address with branch and link instruction fails.
	ACTION	Contact your Hewlett-Packard Support Representative.

---

43	MESSAGE	No message. System halts. (E)
	CAUSE	Register file does not zero unused portion of the target register for LDH instruction.
	ACTION	Contact your Hewlett-Packard Support Representative.

---

44	MESSAGE	No message. System halts. (E)
	CAUSE	Register file does not zero unused portion of the target register for LDB instruction.
	ACTION	Contact your Hewlett-Packard Support Representative.

---

45	MESSAGE	No message. System halts. (E)
	CAUSE	Cannot distinguish between banks of the general registers.
	ACTION	Contact your Hewlett-Packard Support Representative.

---

46	MESSAGE	No message. System halts. (E)
	CAUSE	Verification of the recovery counter operation fails. Counter cannot count up.
	ACTION	Contact your Hewlett-Packard Support Representative.

---

---

47	MESSAGE	No message. System halts. (E)
	CAUSE	Verification of the recovery counter operation with nullify instruction fails.
	ACTION	Contact your Hewlett-Packard Support Representative.

---

48	MESSAGE	No message. System halts. (E)
	CAUSE	Verification of the recovery counter operation with late nullify instruction fails.
	ACTION	Contact your Hewlett-Packard Support Representative.

---

49	MESSAGE	No message. System halts. (E)
	CAUSE	Verification of the recovery counter operation with late nullify instruction caused by data trap fails.
	ACTION	Contact your Hewlett-Packard Support Representative.

---

4A	MESSAGE	No message. System halts. (E)
	CAUSE	Verification of the recovery counter trap fails.
	ACTION	Contact your Hewlett-Packard Support Representative.

---

4B	MESSAGE	No message. System halts. (E)
	CAUSE	Verification of the recovery counter trap operation immediately after data trap fails.
	ACTION	Contact your Hewlett-Packard Support Representative.

---

4C	MESSAGE	No message. System halts. (E)
	CAUSE	Cannot verify external interrupt enable mask.
	ACTION	Contact your Hewlett-Packard Support Representative.

---

4D	MESSAGE	No message. System halts. (E)
	CAUSE	Cannot verify external interrupt request register.
	ACTION	Contact your Hewlett-Packard Support Representative.

---

4E	MESSAGE	No message. System halts. (E)
	CAUSE	Verification of the external interrupt operation fails.
	ACTION	Contact your Hewlett-Packard Support Representative.

---

---

4F	MESSAGE	No message. System halts. (E)
	CAUSE	Cannot verify current privilege level after execution of the gateway instruction.
	ACTION	Contact your Hewlett-Packard Support Representative.

---

50	MESSAGE	No message. System halts. (E)
	CAUSE	Verification of the timing on board fails.
	ACTION	Contact your Hewlett-Packard Support Representative.

---

51	MESSAGE	No message. System halts. (E)
	CAUSE	Verification of the external interrupt request register with high-priority machine check fails. (EIRR bit gets set with HPMC.)
	ACTION	Contact your Hewlett-Packard Support Representative.

---

---

## Execution Unit Failure

Execution unit messages take the form:

14xx

where:

xx = detailed error number.

---

00	MESSAGE	No message. System halts. (E)
	CAUSE	Undefined error occurs at the start of the test on this board.
	ACTION	Contact your Hewlett-Packard Support Representative.
<hr/>		
01	MESSAGE	No message. System halts. (E)
	CAUSE	Test of the data path through the barrel shifter fails.
	ACTION	Contact your Hewlett-Packard Support Representative.
<hr/>		
02	MESSAGE	No message. System halts. (E)
	CAUSE	Shift by bit 0, 1, 2, 4, 6, 8, 16, or 31 fails.
	ACTION	Contact your Hewlett-Packard Support Representative.
<hr/>		
03	MESSAGE	No message. System halts. (E)
	CAUSE	Pattern test of the 3/4-bit hardware boundaries fails.
	ACTION	Contact your Hewlett-Packard Support Representative.
<hr/>		
04	MESSAGE	No message. System halts. (E)
	CAUSE	Preshift by 0 bit for MOVE fails.
	ACTION	Contact your Hewlett-Packard Support Representative.
<hr/>		
05	MESSAGE	No message. System halts. (E)
	CAUSE	Extract sign/unsigned for a bit field fails.
	ACTION	Contact your Hewlett-Packard Support Representative.

---

---

06	MESSAGE	No message. System halts. (E)
	CAUSE	Timing critical path of instruction mix MTCTL and VEXTRS fails.
	ACTION	Contact your Hewlett-Packard Support Representative.

---

07	MESSAGE	No message. System halts. (E)
	CAUSE	Verification of the shift amount register fails.
	ACTION	Contact your Hewlett-Packard Support Representative.

---

0A	MESSAGE	No message. System halts. (E)
	CAUSE	Arithmetic/logical conditions fail.
	ACTION	Contact your Hewlett-Packard Support Representative.

---

0B	MESSAGE	No message. System halts. (E)
	CAUSE	Test of the unit conditions fails.
	ACTION	Contact your Hewlett-Packard Support Representative.

---

0C	MESSAGE	No message. System halts. (E)
	CAUSE	Test of the extract/logical conditions fails.
	ACTION	Contact your Hewlett-Packard Support Representative.

---

0D	MESSAGE	No message. System halts. (E)
	CAUSE	Test of the PSW C/B bit fails. Second cause of the error may be the register file.
	ACTION	Contact your Hewlett-Packard Support Representative.

---

10	MESSAGE	No message. System halts. (E)
	CAUSE	Verification of the shift and add conditions fails.
	ACTION	Contact your Hewlett-Packard Support Representative.

---

11	MESSAGE	No message. System halts. (E)
	CAUSE	Cannot verify shift one and add.
	ACTION	Contact your Hewlett-Packard Support Representative.

---

---

12	MESSAGE	No message. System halts. (E)
	CAUSE	Cannot verify shift two and add.
	ACTION	Contact your Hewlett-Packard Support Representative.

---

13	MESSAGE	No message. System halts. (E)
	CAUSE	Cannot verify shift three and add.
	ACTION	Contact your Hewlett-Packard Support Representative.

---

14	MESSAGE	No message. System halts. (E)
	CAUSE	Verification of the load byte short with odd index fails.
	ACTION	Contact your Hewlett-Packard Support Representative.

---

15	MESSAGE	No message. System halts. (E)
	CAUSE	Verification of the operation of the PSW's C/B bits with decimal correct (DCOR) instruction fails.
	ACTION	Contact your Hewlett-Packard Support Representative.

---

16	MESSAGE	No message. System halts. (E)
	CAUSE	Verification of the PSW's C/B bits with logical shift operation fails. (C/B gets updated.)
	ACTION	Contact your Hewlett-Packard Support Representative.

---

17	MESSAGE	No message. System halts. (E)
	CAUSE	Cannot verify operation of the logical add.
	ACTION	Contact your Hewlett-Packard Support Representative.

---

18	MESSAGE	No message. System halts. (E)
	CAUSE	Verification of the PSW's C/B bits with logical add operation fails. (C/B gets updated.)
	ACTION	Contact your Hewlett-Packard Support Representative.

---

19	MESSAGE	No message. System halts. (E)
	CAUSE	Addition of two negative numbers cause overflow trap.
	ACTION	Contact your Hewlett-Packard Support Representative.

---

---

1A	MESSAGE	No message. System halts. (E)
	CAUSE	Cannot verify addition of two negative numbers.
	ACTION	Contact your Hewlett-Packard Support Representative.

---

20	MESSAGE	No message. System halts. (E)
	CAUSE	Verification of the overflow conditions with logical ADD instruction fails.
	ACTION	Contact your Hewlett-Packard Support Representative.

---

21	MESSAGE	No message. System halts. (E)
	CAUSE	Verification of the overflow conditions with EXTRU logical instruction fails.
	ACTION	Contact your Hewlett-Packard Support Representative.

---

22	MESSAGE	No message. System halts. (E)
	CAUSE	Verification of the extract signed instruction operation fails.
	ACTION	Contact your Hewlett-Packard Support Representative.

---

### Instruction Unit Failure

Instruction unit messages take the form:

15xx

where:

xx = detailed error number.

---

00	MESSAGE	No message. System halts. (E)
	CAUSE	Undefined error occurs at the start of the test of this board.
	ACTION	Contact your Hewlett-Packard Support Representative.

---

01	MESSAGE	No message. System halts. (E)
	CAUSE	Condition branch test fails. Second possible cause of the error is the execution unit. Third possible cause also may be the register file unit.
	ACTION	Contact your Hewlett-Packard Support Representative.

---

---

02	MESSAGE	No message. System halts. (E)
	CAUSE	Condition add with no overflow fails. Second possible cause of the error is the execution unit Third possible cause also may be the register file unit.
	ACTION	Contact your Hewlett-Packard Support Representative.

---

03	MESSAGE	No message. System halts. (E)
	CAUSE	Odd condition fails. Second possible cause of the error is the execution unit. Third possible cause also may be the register file unit.
	ACTION	Contact your Hewlett-Packard Support Representative.

---

04	MESSAGE	No message. System halts. (E)
	CAUSE	Test of the unit true condition fails. Second possible cause of the error is the execution unit. Third possible cause also may be the register file unit.
	ACTION	Contact your Hewlett-Packard Support Representative.

---

05	MESSAGE	No message. System halts. (E)
	CAUSE	Test of the ext/dep true condition fails. Second possible cause of the error is the execution unit. Third possible cause also may be the register file unit.
	ACTION	Contact your Hewlett-Packard Support Representative.

---

08	MESSAGE	No message. System halts. (E)
	CAUSE	Branch and link instruction cannot calculate the return address. Second possible cause of the error is the execution unit. Third possible cause also may be the register file unit.
	ACTION	Contact your Hewlett-Packard Support Representative.

---

09	MESSAGE	No message. System halts. (E)
	CAUSE	Branch and vector instruction cannot return to the given address. Second possible cause of the error is the execution unit. Third possible cause also may be the register file unit.
	ACTION	Contact your Hewlett-Packard Support Representative.

---



---

OA	MESSAGE	No message. System halts. (E)
	CAUSE	Verification of the system mask portion of the PSW fails. Second possible cause of the error is the execution unit Third possible cause also may be the register file unit.
	ACTION	Contact your Hewlett-Packard Support Representative.

---

OB	MESSAGE	No message. System halts. (E)
	CAUSE	Verification of the coprocessor fails. Second possible cause of the error is the execution unit.
	ACTION	Contact your Hewlett-Packard Support Representative.

---

OC	MESSAGE	No message. System halts. (E)
	CAUSE	Verification of the interrupt vector address or PC offset queue fails. Second possible cause of the error is the execution unit.
	ACTION	Contact your Hewlett-Packard Support Representative.

---

OD	MESSAGE	No message. System halts. (E)
	CAUSE	Verification of the interrupt processor status word fails. Second possible cause of the error is the execution unit.
	ACTION	Contact your Hewlett-Packard Support Representative.

---

OE	MESSAGE	No message. System halts. (E)
	CAUSE	Verification of the PC offset queue operation fails. (Cannot verify the functionality of the PSW Q bit.) Second possible cause of the error is the translation look-aside buffer.
	ACTION	Contact your Hewlett-Packard Support Representative.

---

OF	MESSAGE	No message. System halts. (E)
	CAUSE	Instruction unit cannot force trap. Second possible cause of the error is the register file unit.
	ACTION	Contact your Hewlett-Packard Support Representative.

---

16	MESSAGE	No message. System halts. (E)
	CAUSE	PC offset queue does not hold the correct address after trap.
	ACTION	Contact your Hewlett-Packard Support Representative.

---

---

17	MESSAGE	No message. System halts. (E)
	CAUSE	IPSW does not receive the value of the PSW after trap.
	ACTION	Contact your Hewlett-Packard Support Representative.

---

18	MESSAGE	No message. System halts. (E)
	CAUSE	Interrupt instruction register does not receive the value of the instruction that causes a trap.
	ACTION	Contact your Hewlett-Packard Support Representative.

---

19	MESSAGE	No message. System halts. (E)
	CAUSE	Verification of the forced break instruction trap fails.
	ACTION	Contact your Hewlett-Packard Support Representative.

---

20	MESSAGE	No message. System halts. (E)
	CAUSE	Verification of the forced illegal instruction trap fails.
	ACTION	Contact your Hewlett-Packard Support Representative.

---

21	MESSAGE	No message. System halts. (E)
	CAUSE	Verification of the forced overflow trap fails.
	ACTION	Contact your Hewlett-Packard Support Representative.

---

22	MESSAGE	No message. System halts. (E)
	CAUSE	Verification of the forced conditional trap fails.
	ACTION	Contact your Hewlett-Packard Support Representative.

---

23	MESSAGE	No message. System halts. (E)
	CAUSE	Cannot verify the functionality of the PSW's T bit during a verification of the forced branch taken trap.
	ACTION	Contact your Hewlett-Packard Support Representative.

---

24	MESSAGE	No message. System halts. (E)
	CAUSE	Cannot verify the functionality of the PSW's B bit.
	ACTION	Contact your Hewlett-Packard Support Representative.

---

---

25	MESSAGE	No message. System halts. (E)
	CAUSE	Cannot enable a high-priority machine check with PSW's M bit.
	ACTION	Contact your Hewlett-Packard Support Representative.

---

26	MESSAGE	No message. System halts. (E)
	CAUSE	Cannot disable the high-priority machine check with PSW's M bit.
	ACTION	Contact your Hewlett-Packard Support Representative.

---

27	MESSAGE	No message. System halts. (E)
	CAUSE	Cannot verify the change of privilege with branch external (BE) instruction.
	ACTION	Contact your Hewlett-Packard Support Representative.

---

28	MESSAGE	No message. System halts. (E)
	CAUSE	Cannot verify the change of privilege with branch and link external (BLE) instruction.
	ACTION	Contact your Hewlett-Packard Support Representative.

---

29	MESSAGE	No message. System halts. (E)
	CAUSE	Cannot verify the change of privilege with branch vector (BV) instruction.
	ACTION	Contact your Hewlett-Packard Support Representative.

---

2A	MESSAGE	No message. System halts. (E)
	CAUSE	Cannot verify the functionality of the privilege register trap.
	ACTION	Contact your Hewlett-Packard Support Representative.

---

2B	MESSAGE	No message. System halts. (E)
	CAUSE	Cannot verify the functionality of the privilege operation trap.
	ACTION	Contact your Hewlett-Packard Support Representative.

---

---

2C	MESSAGE	No message. System halts. (E)
	CAUSE	Cannot verify the functionality of the lower privilege transfer trap.
	ACTION	Contact your Hewlett-Packard Support Representative.

---

2D	MESSAGE	No message. System halts. (E)
	CAUSE	Cannot verify the functionality of the higher privilege transfer trap.
	ACTION	Contact your Hewlett-Packard Support Representative.

---

31	MESSAGE	No message. System halts. (E)
	CAUSE	Unexpected high-priority machine check trap occurs. Second possible cause of the error is the register file. Third possible cause of the error is the translation look-aside buffer (TLB).
	ACTION	Contact your Hewlett-Packard Support Representative.

---

32	MESSAGE	No message. System halts. (E)
	CAUSE	Unexpected low parity machine check trap occurs. Second possible cause of the error is the register file. Third possible cause of the error is the TLB.
	ACTION	Contact your Hewlett-Packard Support Representative.

---

33	MESSAGE	No message. System halts. (E)
	CAUSE	Unexpected illegal instruction trap occurs. Second possible cause of the error is the register file. Third possible cause of the error is the TLB.
	ACTION	Contact your Hewlett-Packard Support Representative.

---

34	MESSAGE	No message. System halts. (E)
	CAUSE	Unexpected break instruction trap occurs. Second possible cause of the error is the register file. Third possible cause of the error is the TLB.
	ACTION	Contact your Hewlett-Packard Support Representative.

---

---

35	MESSAGE	No message. System halts. (E)
	CAUSE	Unexpected privileged operation trap occurs. Second possible cause of the error is the register file. Third possible cause of the error is the TLB.
	ACTION	Contact your Hewlett-Packard Support Representative.

---

36	MESSAGE	No message. System halts. (E)
	CAUSE	Unexpected privileged register trap occurs. Second possible cause of the error is the register file. Third possible cause of the error is the TLB.
	ACTION	Contact your Hewlett-Packard Support Representative.

---

37	MESSAGE	No message. System halts. (E)
	CAUSE	Unexpected overflow trap occurs. Second possible cause of the error is the register file. Third possible cause of the error is the TLB.
	ACTION	Contact your Hewlett-Packard Support Representative.

---

38	MESSAGE	No message. System halts. (E)
	CAUSE	Unexpected condition trap occurs. Second possible cause of the error is the register file. Third possible cause of the error is the TLB.
	ACTION	Contact your Hewlett-Packard Support Representative.

---

39	MESSAGE	No message. System halts. (E)
	CAUSE	Unexpected assist emulation trap occurs. Second possible cause of the error is the register file. Third possible cause of the error is the TLB.
	ACTION	Contact your Hewlett-Packard Support Representative.

---

3A	MESSAGE	No message. System halts. (E)
	CAUSE	Unexpected privilege transfer trap occurs. Second possible cause of the error is the register file. Third possible cause of the error is the TLB.
	ACTION	Contact your Hewlett-Packard Support Representative.

---

---

3B	MESSAGE	No message. System halts. (E)
	CAUSE	Unexpected low-privilege transfer trap occurs. Second possible cause of the error is the register file. Third possible cause of the error is the TLB.
	ACTION	Contact your Hewlett-Packard Support Representative.

---

3C	MESSAGE	No message. System halts. (E)
	CAUSE	Unexpected taken branch trap occurs. Second possible cause of the error is the register file. Third possible cause of the error is the TLB.
	ACTION	Contact your Hewlett-Packard Support Representative.

---

3D	MESSAGE	No message. System halts. (E)
	CAUSE	Unimplemented trap occurs. Second possible cause of the error is the register file. Third possible cause of the error is the TLB.
	ACTION	Contact your Hewlett-Packard Support Representative.

---

40	MESSAGE	No message. System halts. (E)
	CAUSE	Verification of the transfer of control/soft reset fails.
	ACTION	Contact your Hewlett-Packard Support Representative.

---

41	MESSAGE	No message. System halts. (E)
	CAUSE	Unexpected high-priority machine check is found during forced TOC/soft reset.
	ACTION	Contact your Hewlett-Packard Support Representative.

---

42	MESSAGE	No message. System halts. (E)
	CAUSE	Cannot verify PCQ front after RFI with Q bit off.
	ACTION	Contact your Hewlett-Packard Support Representative.

---

43	MESSAGE	No message. System halts. (E)
	CAUSE	Cannot verify Assist Emulation trap, or cannot verify bit zero of CCR.
	ACTION	Contact your Hewlett-Packard Support Representative.

---

---

44	MESSAGE	No message. System halts. (E)
	CAUSE	Cannot verify coprocessor configuration register by forcing assist emulation trap.
	ACTION	Contact your Hewlett-Packard Support Representative.

---

45	MESSAGE	No message. System halts. (E)
	CAUSE	Cannot verify overflow trap with ADDIO instruction.
	ACTION	Contact your Hewlett-Packard Support Representative.

---

46	MESSAGE	No message. System halts. (E)
	CAUSE	Unexpected overflow trap occurs.
	ACTION	Contact your Hewlett-Packard Support Representative.

---

47	MESSAGE	No message. System halts. (E)
	CAUSE	Cannot verify index other than zero with BLR instruction.
	ACTION	Contact your Hewlett-Packard Support Representative.

---

48	MESSAGE	No message. System halts. (E)
	CAUSE	Cannot verify index other than zero with BV instruction.
	ACTION	Contact your Hewlett-Packard Support Representative.

---

49	MESSAGE	No message. System halts. (E)
	CAUSE	Cannot verify system mask (of PSW) with MTSM instruction.
	ACTION	Contact your Hewlett-Packard Support Representative.

---

4E	MESSAGE	No message. System halts. (E)
	CAUSE	Cannot verify functionality of PSW's N bit. N bit is not set for nullified instruction when taken branch trap is taken.
	ACTION	Contact your Hewlett-Packard Support Representative.

---

4F	MESSAGE	No message. System halts. (E)
	CAUSE	Cannot verify functionality of PSW's N bit. When N bit is set RFI target is not nullified.
	ACTION	Contact your Hewlett-Packard Support Representative.

---

---

51	MESSAGE	No message. System halts. (E)
	CAUSE	Cannot verify functionality of PSW's X bit. (Cannot prevent data memory break trap by setting X bit.)
	ACTION	Contact your Hewlett-Packard Support Representative.

---

52	MESSAGE	No message. System halts. (E)
	CAUSE	Verification of PSW's V bit fails. (Cannot verify the remainder of the divide step.)
	ACTION	Contact your Hewlett-Packard Support Representative.

---

53	MESSAGE	No message. System halts. (E)
	CAUSE	Verification of PSW's C bit fails.
	ACTION	Contact your Hewlett-Packard Support Representative.

---

54	MESSAGE	No message. System halts. (E)
	CAUSE	Verification of IPSW in virtual mode fails.
	ACTION	Contact your Hewlett-Packard Support Representative.

---

55	MESSAGE	No message. System halts. (E)
	CAUSE	Verification of PCQ in high virtual address fails.
	ACTION	Contact your Hewlett-Packard Support Representative.

---

56	MESSAGE	No message. System halts. (E)
	CAUSE	Verification of small displacement in high virtual address fails.
	ACTION	Contact your Hewlett-Packard Support Representative.

---

57	MESSAGE	No message. System halts. (E)
	CAUSE	Verification of PSW when HPMC is forced by TLB parity error fails.
	ACTION	Contact your Hewlett-Packard Support Representative.

---

58	MESSAGE	No message. System halts. (E)
	CAUSE	Cannot force HPMC in virtual mode.
	ACTION	Contact your Hewlett-Packard Support Representative.

---



---

59	MESSAGE	No message. System halts. (E)
	CAUSE	Verification of IPSW in virtual mode fails.
	ACTION	Contact your Hewlett-Packard Support Representative.

---

---

## Class Error 2

Class error 2 is composed of translation look-aside buffer (TLB) and cache failures. These two types of errors are coded 23xx and 27xx.

### Translation Look-Aside Buffer (TLB) Failure

translation look-aside buffer messages take the form:

26xx

where:

xx = detailed error number.

---

00	MESSAGE	No message. System halts. (E)
	CAUSE	Undefined error occurred at the start of the test of this board.
	ACTION	Contact your Hewlett-Packard Support Representative.
<hr/>		
01	MESSAGE	No message. System halts. (E)
	CAUSE	Verification of the read and write operation on the space registers through space ID fails.
	ACTION	Contact your Hewlett-Packard Support Representative.
<hr/>		
02	MESSAGE	No message. System halts. (E)
	CAUSE	Verification of the read and write operation on the space registers through MTSP fails.
	ACTION	Contact your Hewlett-Packard Support Representative.
<hr/>		
04	MESSAGE	No message. System halts. (E)
	CAUSE	Verification of the read or write access to a page with proper protection and access right fails. Second possible cause of the error is the cache unit.
	ACTION	Contact your Hewlett-Packard Support Representative.
<hr/>		
05	MESSAGE	No message. System halts. (E)
	CAUSE	Verification of the write disable bit operation fails. Second possible cause of the error is the cache unit.
	ACTION	Contact your Hewlett-Packard Support Representative.

---

---

06	MESSAGE	No message. System halts. (E)
	CAUSE	Verification of the public access operation fails. Second possible cause of the error is the cache unit.
	ACTION	Contact your Hewlett-Packard Support Representative.

---

07	MESSAGE	No message. System halts. (E)
	CAUSE	Verification of the PSW P Bit operation fails. Second possible cause of the error is the cache unit. Third possible cause of the error is the instruction unit.
	ACTION	Contact your Hewlett-Packard Support Representative.

---

08	MESSAGE	No message. System halts. (E)
	CAUSE	Verification of the data TLB MISS trap operation fails. Second possible cause of the error is the instruction unit.
	ACTION	Contact your Hewlett-Packard Support Representative.

---

09	MESSAGE	No message. System halts. (E)
	CAUSE	Verification of the non-access data TLB MISS trap operation fails. Second possible cause of the error is the instruction unit.
	ACTION	Contact your Hewlett-Packard Support Representative.

---

0A	MESSAGE	No message. System halts. (E)
	CAUSE	Verification of the debug trap operation fails. Second possible cause of the error is the instruction unit.
	ACTION	Contact your Hewlett-Packard Support Representative.

---

0B	MESSAGE	No message. System halts. (E)
	CAUSE	Verification of the dirty bit trap operation fails. Second possible cause of the error is the instruction unit.
	ACTION	Contact your Hewlett-Packard Support Representative.

---

0C	MESSAGE	No message. System halts. (E)
	CAUSE	Verification of the virtual I/O trap operation fails. Second possible cause of the error is the instruction unit.
	ACTION	Contact your Hewlett-Packard Support Representative.

---

---

0D	MESSAGE	No message. System halts. (E)
	CAUSE	Verification of the physical page number RAMs fails.
	ACTION	Contact your Hewlett-Packard Support Representative.

---

10	MESSAGE	No message. System halts. (E)
	CAUSE	Lower privilege trap does not occur. Second possible cause of the error is the instruction unit.
	ACTION	Contact your Hewlett-Packard Support Representative.

---

11	MESSAGE	No message. System halts. (E)
	CAUSE	Verification of the data path through PIDs fails.
	ACTION	Contact your Hewlett-Packard Support Representative.

---

12	MESSAGE	No message. System halts. (E)
	CAUSE	Verification of the data path through PCSQ fails.
	ACTION	Contact your Hewlett-Packard Support Representative.

---

13	MESSAGE	No message. System halts. (E)
	CAUSE	Verification of the I bit functionality fails. Second possible cause of the error is the cache unit.
	ACTION	Contact your Hewlett-Packard Support Representative.

---

14	MESSAGE	No message. System halts. (E)
	CAUSE	Verification of the physical address generation or the physical page number RAM fails. Second possible cause of the error is the cache unit.
	ACTION	Contact your Hewlett-Packard Support Representative.

---

15	MESSAGE	No message. System halts. (E)
	CAUSE	Verification of the read and write with virtual address operation fails. Second possible cause of the error is the cache unit.
	ACTION	Contact your Hewlett-Packard Support Representative.

---

---

16	MESSAGE	No message. System halts. (E)
	CAUSE	Gateway instruction does not promote privilege to zero in a real mode. Second possible cause is the instruction unit. Third possible cause is the register file.
	ACTION	Contact your Hewlett-Packard Support Representative.

---

18	MESSAGE	No message. System halts. (E)
	CAUSE	Verification of the privilege level generation with gateway instruction for page types 2 or 3 fails. Second possible cause is the instruction unit. Third possible cause is the register file.
	ACTION	Contact your Hewlett-Packard Support Representative.

---

19	MESSAGE	No message. System halts. (E)
	CAUSE	Verification of the privilege level generation with gateway instruction for page types 4, 5, 6, or 7 fails. Second possible cause is the instruction unit. Third possible cause is the register file.
	ACTION	Contact your Hewlett-Packard Support Representative.

---

1A	MESSAGE	No message. System halts. (E)
	CAUSE	Gateway instruction does not promote privilege to zero in a virtual mode. Second possible cause is the instruction unit. Third possible cause is the register file.
	ACTION	Contact your Hewlett-Packard Support Representative.

---

1B	MESSAGE	No message. System halts. (E)
	CAUSE	Verification of the execution of the gateway instruction in delay slot of the branch fails. (No trap is generated.) Second possible cause is the instruction unit.
	ACTION	Contact your Hewlett-Packard Support Representative.

---

1C	MESSAGE	No message. System halts. (E)
	CAUSE	Verification of the generation of a data memory protection trap fails. Second possible cause is the instruction unit.
	ACTION	Contact your Hewlett-Packard Support Representative.

---

---

1D	MESSAGE	No message. System halts. (E)
	CAUSE	Verification of the generation of an instruction memory protection trap fails. Second possible cause is the instruction unit.
	ACTION	Contact your Hewlett-Packard Support Representative.

---

20	MESSAGE	No message. System halts. (E)
	CAUSE	Verification of the ISR operation fails.
	ACTION	Contact your Hewlett-Packard Support Representative.

---

21	MESSAGE	No message. System halts. (E)
	CAUSE	Verification of the IOR operation fails.
	ACTION	Contact your Hewlett-Packard Support Representative.

---

22	MESSAGE	No message. System halts. (E)
	CAUSE	Verification of the parity generator and parity checking on the data TLB physical page number RAM fails. Second possible cause is the instruction unit.
	ACTION	Contact your Hewlett-Packard Support Representative.

---

23	MESSAGE	No message. System halts. (E)
	CAUSE	Verification of the parity generator and parity checking on the instruction TLB physical page number RAM fails. Second possible cause is the instruction unit.
	ACTION	Contact your Hewlett-Packard Support Representative.

---

26	MESSAGE	No message. System halts. (E)
	CAUSE	Verification of the memory protection trap with byte access fails.
	ACTION	Contact your Hewlett-Packard Support Representative.

---

27	MESSAGE	No message. System halts. (E)
	CAUSE	Verification of the memory protection trap with half word access fails.
	ACTION	Contact your Hewlett-Packard Support Representative.

---

---

28	MESSAGE	No message. System halts. (E)
	CAUSE	Verification of the memory protection trap with word access fails.
	ACTION	Contact your Hewlett-Packard Support Representative.

---

29	MESSAGE	No message. System halts. (E)
	CAUSE	Verification of the instruction TLB MISS fault fails.
	ACTION	Contact your Hewlett-Packard Support Representative.

---

2A	MESSAGE	No message. System halts. (E)
	CAUSE	Cannot force data TLB MISS fault.
	ACTION	Contact your Hewlett-Packard Support Representative.

---

2B	MESSAGE	No message. System halts. (E)
	CAUSE	Cannot verify protection ID, access ID.
	ACTION	Contact your Hewlett-Packard Support Representative.

---

2C	MESSAGE	No message. System halts. (E)
	CAUSE	Cannot verify public pages.
	ACTION	Contact your Hewlett-Packard Support Representative.

---

2D	MESSAGE	No message. System halts. (E)
	CAUSE	Cannot distinguish between instruction CA and data CA with the diagnostic register.
	ACTION	Contact your Hewlett-Packard Support Representative.

---

2E	MESSAGE	No message. System halts. (E)
	CAUSE	Verification of the two cycle opcode instruction fails. Cannot verify TLB FREZ.
	ACTION	Contact your Hewlett-Packard Support Representative.

---

31	MESSAGE	No message. System halts. (E)
	CAUSE	Unexpected instruction TLB MISS fault occurs. Second possible cause of the error is the instruction unit.
	ACTION	Contact your Hewlett-Packard Support Representative.

---

---

32	MESSAGE	No message. System halts. (E)
	CAUSE	Unexpected instruction memory protection trap occurs. Second possible cause of the error is the instruction unit.
	ACTION	Contact your Hewlett-Packard Support Representative.

---

33	MESSAGE	No message. System halts. (E)
	CAUSE	Unexpected TLB MISS trap occurs. Second possible cause of the error is the instruction unit.
	ACTION	contact your Hewlett-Packard Support Representative.

---

34	MESSAGE	No message. System halts. (E)
	CAUSE	Unexpected nonaccess instruction TLB MISS trap occurs. Second possible cause of the error is the instruction unit.
	ACTION	Contact your Hewlett-Packard Support Representative.

---

35	MESSAGE	No message. System halts. (E)
	CAUSE	Unexpected nonaccess instruction TLB MISS trap occurs. Second possible cause of the error is the instruction unit
	ACTION	Contact your Hewlett-Packard Support Representative.

---

36	MESSAGE	No message. System halts. (E)
	CAUSE	Unexpected data memory protection trap occurs. Second possible cause of the error is the instruction unit.
	ACTION	Contact your Hewlett-Packard Support Representative.

---

37	MESSAGE	No message. System halts. (E)
	CAUSE	Unexpected data memory break trap occurs. Second possible cause of the error is the instruction unit.
	ACTION	Contact your Hewlett-Packard Support Representative.

---

38	MESSAGE	No message. System halts. (E)
	CAUSE	Unexpected TLB dirty bit fault occurs. Second possible cause of the error is the instruction unit.
	ACTION	Contact your Hewlett-Packard Support Representative.

---



---

39	MESSAGE	No message. System halts. (E)
	CAUSE	Unexpected virtual device reference trap occurs. Second possible cause of the error is the instruction unit.
	ACTION	Contact your Hewlett-Packard Support Representative.

---

40	MESSAGE	No message. System halts. (E)
	CAUSE	Cannot verify the TLB indexing through its RAM.
	ACTION	Contact your Hewlett-Packard Support Representative.

---

### Cache Failure

cache messages take the form:

27xx

where:

xx = detailed error number.

---

00	MESSAGE	No message. System halts. (E)
	CAUSE	Undefined error has occurred at the start of the test of this board.
	ACTION	Contact your Hewlett-Packard Support Representative.

---

01	MESSAGE	No message. System halts. (E)
	CAUSE	Verification of the read/write protocol in the first and last set of data cache RAM fails.
	ACTION	Contact your Hewlett-Packard Support Representative.

---

03	MESSAGE	No message. System halts. (E)
	CAUSE	Verification of the read or write address test operation on data cache fails. Second possible cause of the error is memory. Third possible cause of the error is the TLB.
	ACTION	Contact your Hewlett-Packard Support Representative.

---

04	MESSAGE	No message. System halts. (E)
	CAUSE	Verification of the read or write (data path test operation) on the data cache fails. Second possible cause of the error is memory.
	ACTION	Contact your Hewlett-Packard Support Representative.

---

---

05	MESSAGE	No message. System halts. (E)
	CAUSE	Verification of the half word or byte operation on the data cache fails. Second possible cause of the error is the register file unit. Third possible cause of the error is memory.
	ACTION	Contact your Hewlett-Packard Support Representative.

---

06	MESSAGE	No message. System halts. (E)
	CAUSE	data cache cannot set enable interrupt request register (EIRR) bits. Second possible cause of the error is the register file unit.
	ACTION	Contact your Hewlett-Packard Support Representative.

---

07	MESSAGE	No message. System halts. (E)
	CAUSE	Verification of the data cache dirty bit, miss or flush operation fails. Second possible cause of the error is the register file unit. Third possible cause of the error is memory.
	ACTION	Contact your Hewlett-Packard Support Representative.

---

08	MESSAGE	No message. System halts. (E)
	CAUSE	Verification of the data cache load word operation with clean MISS fails. Second possible cause of the error is memory.
	ACTION	Contact your Hewlett-Packard Support Representative.

---

0A	MESSAGE	No message. System halts. (E)
	CAUSE	Verification of the parity error generator on byte zero fails. Second possible cause of the error is memory.
	ACTION	Contact your Hewlett-Packard Support Representative.

---

0B	MESSAGE	No message. System halts. (E)
	CAUSE	Verification of the parity error generator on byte one fails. Second possible cause of the error is memory.
	ACTION	Contact your Hewlett-Packard Support Representative.

---

0C	MESSAGE	No message. System halts. (E)
	CAUSE	Verification of the parity error generator on byte two fails. Second possible cause of the error is memory.
	ACTION	Contact your Hewlett-Packard Support Representative.

---

---

OD	MESSAGE	No message. System halts. (E)
	CAUSE	Verification of the parity error generator on byte three fails. Second possible cause of the error is memory.
	ACTION	Contact your Hewlett-Packard Support Representative.

---

OF	MESSAGE	No message. System halts. (E)
	CAUSE	cache diagnostic register bit is stuck.
	ACTION	Remove floating-point board, then reboot the system. Contact your Hewlett-Packard Support Representative.

---

10	MESSAGE	No message. System halts. (E)
	CAUSE	Failure while verifying data path on the instruction cache. Second possible cause of error is the execution unit..
	ACTION	Contact your Hewlett-Packard Support Representative.

---

15	MESSAGE	No message. System halts. (E)
	CAUSE	Size of I_CA and D_CA do not match (check revision of execution unit.) Second possible cause of the error is the execution unit.
	ACTION	Contact your Hewlett-Packard Support Representative.

---

16	MESSAGE	No message. System halts. (E)
	CAUSE	Cache line gets updated on data TLB MISS fault.
	ACTION	Contact your Hewlett-Packard Support Representative.

---

17	MESSAGE	No message. System halts. (E)
	CAUSE	Memory line gets updated on data TLB MISS fault.
	ACTION	Contact your Hewlett-Packard Support Representative.

---

18	MESSAGE	No message. System halts. (E)
	CAUSE	Failure while verifying byte transaction with data cache MISS.
	ACTION	Contact your Hewlett-Packard Support Representative.

---

---

19	MESSAGE	No message. System halts. (E)
	CAUSE	Failure while verifying half word transaction with data cache MISS.
	ACTION	Contact your Hewlett-Packard Support Representative.

---

1A	MESSAGE	No message. System halts. (E)
	CAUSE	Failure while verifying parity checking/generator with EIRR/CMD.
	ACTION	Contact your Hewlett-Packard Support Representative.

---

1B	MESSAGE	No message. System halts. (E)
	CAUSE	cache line gets updated on TLB data trap.
	ACTION	Contact your Hewlett-Packard Support Representative.

---

1C	MESSAGE	No message. System halts. (E)
	CAUSE	memory gets updated on TLB data trap.
	ACTION	Contact your Hewlett-Packard Support Representative.

---

20	MESSAGE	No message. System halts. (E)
	CAUSE	Failure while verifying cache tag parity error.
	ACTION	Contact your Hewlett-Packard Support Representative.

---

21	MESSAGE	No message. System halts. (E)
	CAUSE	Failure while verifying EIRR/CMD with its address.
	ACTION	Contact your Hewlett-Packard Support Representative.

---

22	MESSAGE	No message. System halts. (E)
	CAUSE	Failure while verifying soft reset with its address.
	ACTION	Contact your Hewlett-Packard Support Representative.

---

---

23	MESSAGE	No message. System halts. (E)
	CAUSE	Failure while verifying operation of LDCWS instruction.
	ACTION	Contact your Hewlett-Packard Support Representative.

---

24	MESSAGE	No message. System halts. (E)
	CAUSE	Failure while verifying semaphore in load word and clear.
	ACTION	Contact your Hewlett-Packard Support Representative.

---

25	MESSAGE	No message. System halts. (E)
	CAUSE	Failure while verifying operation of cache MISS.
	ACTION	Contact your Hewlett-Packard Support Representative.

---

26	MESSAGE	No message. System halts. (E)
	CAUSE	Failure while verifying operation of cache FREZ.
	ACTION	Contact your Hewlett-Packard Support Representative.

---

C7	MESSAGE	No message. System halts. (E)
	CAUSE	Macrocode detects possible failure of RAM7 U1301.
	ACTION	Remove Floating-Point board then reboot the system. Contact your Hewlett-Packard Support Representative.

---

CA	MESSAGE	No message. System halts. (E)
	CAUSE	An error occurs during a series of arbitrary microcode calculations. Areas of possible cause are the mapper PROM or the math chips.
	ACTION	Remove floating-point board then reboot the system. Contact your Hewlett-Packard Support Representative.

---

CC	MESSAGE	No message. System halts. (E)
	CAUSE	An error occurs which slows the execution of the floating-point unit.
	ACTION	Remove floating-point board, then reboot the system. Contact your Hewlett-Packard Support Representative.

---

---

### Class Error 3: System Monitor Card Failure

System monitor card messages take the form:

30xx

where:

xx = detailed error number.

---

00	MESSAGE	No message. System halts. (E)
	CAUSE	Undefined error occurs at the start of the test of this board.
	ACTION	Contact your Hewlett-Packard Support Representative.
<hr/>		
01	MESSAGE	No message. System halts. (E)
	CAUSE	data error occurs while verifying byte 10c (hex) of nonvolatile memory (NVM).
	ACTION	Contact your Hewlett-Packard Support Representative.
<hr/>		
02	MESSAGE	No message. System halts. (E)
	CAUSE	General register 0 is not zero at transfer of control (TOC).
	ACTION	Contact your Hewlett-Packard Support Representative.
<hr/>		
03	MESSAGE	No message. System halts. (E)
	CAUSE	Invalid return address received for TOC. Second possible cause of the error is memory.
	ACTION	Contact your Hewlett-Packard Support Representative.
<hr/>		
07	MESSAGE	No message. System halts. (E)
	CAUSE	Cannot verify processor dependent code (PDC) PROM. No PDC PROM installed.
	ACTION	Contact your Hewlett-Packard Support Representative.
<hr/>		
08	MESSAGE	No message. System halts. (E)
	CAUSE	Cannot find second part of self-test in PDC PROM. PDC PROM not installed.
	ACTION	Contact your Hewlett-Packard Support Representative.

---

---

09	MESSAGE	No message. System halts. (E)
	CAUSE	Cannot find PDC code in PDC PROM.
	ACTION	check PDC PROM. Contact your Hewlett-Packard Support Representative.

---

0A	MESSAGE	No message. System halts. (E)
	CAUSE	Cannot initialize memory with switch 3 open.
	ACTION	Try booting with switch 3 in normal position. Contact your Hewlett-Packard Support Representative.

---

0B	MESSAGE	No message. System halts. (E)
	CAUSE	General register 0 is not found to be zero at TOC or HPMC save state routine.
	ACTION	Contact your Hewlett-Packard Support Representative.

---

0C	MESSAGE	No message. System halts. (E)
	CAUSE	Undefined error message occurs for HPMC in HPMC save state routine.
	ACTION	Contact your Hewlett-Packard Support Representative.

---

0D	MESSAGE	No message. System halts. (E)
	CAUSE	Cannot verify checksum while downloading code from EPROM on system monitor card.
	ACTION	Contact your Hewlett-Packard Support Representative.

---

0E	MESSAGE	No message. System boots. (W)
	CAUSE	Self-test completes with warning.
	ACTION	check warning message(s). Contact your HP Representative if future problem occurs.

---

0F	MESSAGE	No message. System boots. (I)
	CAUSE	Self-test completes successfully.

---

---

21	MESSAGE	No message. Self-test continues. (W)
	CAUSE	Verification of stable storage fails.
	ACTION	Contact your HP Representative if system halt occurs or future problem encountered.

---

22	MESSAGE	No message. Self-test continues. (W)
	CAUSE	Failure occurs while reading from stable storage.
	ACTION	Contact your HP Support Representative if system halt occurs or future problem encountered.

---

28	MESSAGE	No message. Self-test continues. (W)
	CAUSE	Failure occurs while reading from time-of-day clock.
	ACTION	Contact your HP Support Representative if system halt occurs or future problem encountered. check time-of-day entry during START routine.

---



---

## Class Error 4: Coprocessor Failure

Coprocessor messages take the form:

42xx

where:

xx = the last two digits of the hex display.

---

00	MESSAGE	No message. System halts. (E)
	CAUSE	Error indicates that the coprocessor is frozen.
	ACTION	Contact your Hewlett-Packard Support Representative. Remove the floating-point board, then reboot the system.
<hr/>		
02	MESSAGE	No message. System halts. (E)
	CAUSE	Test fails as single load followed by a single store is executed without an intervening I-cache miss.
	ACTION	Contact your Hewlett-Packard Support Representative. Remove the floating-point board, then reboot the system.
<hr/>		
03	MESSAGE	No message. System halts. (E)
	CAUSE	Test fails as double load followed by a double store is executed to see that the lower word returns correctly.
	ACTION	Contact your Hewlett-Packard Support Representative. Remove the floating-point board, then reboot the system.
<hr/>		
04	MESSAGE	No message. System halts. (E)
	CAUSE	Test fails as floating-point operation is executed and followed by a sufficient number of nonfloating-point instructions to ensure that the FP operation has been completed. A single-precision store performs the check of the result.
	ACTION	Contact your Hewlett-Packard Support Representative. Remove the floating-point board, then reboot the system.
<hr/>		
05	MESSAGE	No message. System halts. (E)
	CAUSE	An error occurs as a floating-point compare operation that sets the C bit is executed. An FTEST instruction checks that the C bit has been set.
	ACTION	Contact your Hewlett-Packard Support Representative. Remove the floating-point board, then reboot the system.

---

---

06	MESSAGE	No message. System halts. (E)
	CAUSE	An error occurs as a load of the status register is attempted from an I/O address. This should abort.
	ACTION	Contact your Hewlett-Packard Support Representative. Remove the floating-point board, then reboot the system.

---

07	MESSAGE	No message. System halts. (E)
	CAUSE	An error occurs as a coprocessor load followed by a floating-point operation that uses the load data is executed.
	ACTION	Contact your Hewlett-Packard Support Representative. Remove the floating-point board, then reboot the system.

---

08	MESSAGE	No message. System halts. (E)
	CAUSE	An error occurs since a floating-point operation that causes a trapping exception is immediately followed by a coprocessor store with a T-register conflict. This store should have been delayed until the trap completes, reflecting the result of the trap.
	ACTION	Contact your Hewlett-Packard Support Representative. Remove the floating-point board, then reboot the system.

---

09	MESSAGE	No message. System halts. (E)
	CAUSE	An unanticipated trap occurs, possibly caused by a failure of the r1 comparator or trap logic.
	ACTION	Contact your Hewlett-Packard Support Representative. Remove the floating-point board, then reboot the system.

---

0A	MESSAGE	No message. System halts. (E)
	CAUSE	Test of conflict comparator fails.
	ACTION	Contact your Hewlett-Packard Support Representative. Remove the floating-point board, then reboot the system.

---

0B	MESSAGE	No message. System halts. (E)
	CAUSE	An error occurs as coprocessor load of a nonzero number to FPR (0), the status register, is executed and then a floating-point operation that requires zero as an operand is executed. This tests that the FP operation reflects an operand of zero.
	ACTION	Contact your Hewlett-Packard Support Representative. Remove the floating-point board, then reboot the system.

---

---

OC	MESSAGE	No message. System halts. (E)
	CAUSE	T-bit of FPR(0) is not set.
	ACTION	Contact your Hewlett-Packard Support Representative. Remove the floating-point board, then reboot the system.

---

OD	MESSAGE	No message. System halts. (E)
	CAUSE	An error occurs as a floating-point operation with a zero T-field is executed followed by a coprocessor store of the status register. The status register should not have been affected by the FP operation.
	ACTION	Contact your Hewlett-Packard Support Representative. Remove the floating-point board, then reboot the system.

---

OE	MESSAGE	No message. System halts. (E)
	CAUSE	An error occurs as a coprocessor load to a reserved register is attempted. This should cause a reserved operation trap.
	ACTION	Contact your Hewlett-Packard Support Representative. Remove the floating-point board, then reboot the system.

---

OF	MESSAGE	No message. System halts. (E)
	CAUSE	An error occurs as a coprocessor load from an I/O address is attempted. This load should abort.
	ACTION	Contact your Hewlett-Packard Support Representative.

---

31	MESSAGE	No message. System halts. (E)
	CAUSE	Test results in an unexpected assist exception trap. This cause can stem from a variety of problems in the system, possibly resulting from a test of the conflict comparator. This test can also reflect a malfunction of one or more of the math chips.
	ACTION	Contact your Hewlett-Packard Support Representative. Remove the floating-point board, then reboot the system.

---

42	MESSAGE	No message. System halts. (E)
	CAUSE	Test of ALUZERO condition fails.
	ACTION	Contact your Hewlett-Packard Support Representative. Remove the floating-point board, then reboot the system.

---

---

43	MESSAGE	No message. System halts. (E)
	CAUSE	Test of ALUZERO condition fails.
	ACTION	Contact your Hewlett-Packard Support Representative. Remove the floating-point board, then reboot the system.

---

44	MESSAGE	No message. System halts. (E)
	CAUSE	Test of ALUSIGN condition fails.
	ACTION	Contact your Hewlett-Packard Support Representative. Remove the floating-point board, then reboot the system.

---

45	MESSAGE	No message. System halts. (E)
	CAUSE	Test of XOR in ALU fails.
	ACTION	Contact your Hewlett-Packard Support Representative. Remove the floating-point board, then reboot the system.

---

46	MESSAGE	No message. System halts. (E)
	CAUSE	Test of AND in ALU fails.
	ACTION	Contact your Hewlett-Packard Support Representative. Remove the floating-point board, then reboot the system.

---

47	MESSAGE	No message. System halts. (E)
	CAUSE	Test of OR in ALU fails.
	ACTION	Contact your Hewlett-Packard Support Representative. Remove the floating-point board, then reboot the system.

---

48	MESSAGE	No message. System halts. (E)
	CAUSE	Test of load to status register fails.
	ACTION	Contact your Hewlett-Packard Support Representative. Remove the floating-point board, then reboot the system.

---

49	MESSAGE	No message. System halts. (E)
	CAUSE	Test of instruction register fails.
	ACTION	Contact your Hewlett-Packard Support Representative. Remove the floating-point board, then reboot the system.

---

---

62	MESSAGE	No message. System halts. (E)
	CAUSE	Detect failure of multiply chip U2302.
	ACTION	Contact your Hewlett-Packard Support Representative. Remove the floating-point board, then reboot the system.

---

64	MESSAGE	No message. System halts. (E)
	CAUSE	Detect failure of add chip U2104.
	ACTION	Contact your Hewlett-Packard Support Representative. Remove the floating-point board, then reboot the system.

---

65	MESSAGE	No message. System halts. (E)
	CAUSE	Detect failure of divide chip U2305.
	ACTION	Contact your Hewlett-Packard Support Representative. Remove the floating-point board, then reboot the system.

---

80	MESSAGE	No message. System halts. (E)
	CAUSE	Detect failure in nullify generation circuitry.
	ACTION	Contact your Hewlett-Packard Support Representative. Remove the floating-point board, then reboot the system.

---

86	MESSAGE	No message. System halts. (E)
	CAUSE	Microcode detects possible failure of RAM6 U1101.
	ACTION	Contact your Hewlett-Packard Support Representative. Remove the floating-point board, then reboot the system.

---

90	MESSAGE	No message. System halts. (E)
	CAUSE	Microcode detects possible failure of RAM7 U1301.
	ACTION	Contact your Hewlett-Packard Support Representative. Remove the floating-point board, then reboot the system.

---

91	MESSAGE	No message. System halts. (E)
	CAUSE	Microcode detects possible failure of RAM2 U1302.
	ACTION	Contact your Hewlett-Packard Support Representative. Remove the floating-point board, then reboot the system.

---

---

95	MESSAGE	No message. System halts. (E)
	CAUSE	Microcode detects possible failure of RAM5 U1401.
	ACTION	Contact your Hewlett-Packard Support Representative. Remove the floating-point board, then reboot the system.

---

96	MESSAGE	No message. System halts. (E)
	CAUSE	Microcode detects possible failure of RAM1 U1402.
	ACTION	Contact your Hewlett-Packard Support Representative. Remove the floating-point board, then reboot the system.

---

97	MESSAGE	No message. System halts. (E)
	CAUSE	Microcode detects possible failure of RAM4 U1403.
	ACTION	Contact your Hewlett-Packard Support Representative. Remove the floating-point board, then reboot the system.

---

98	MESSAGE	No message. System halts. (E)
	CAUSE	Microcode detects possible failure of RAM0 U1404.
	ACTION	Contact your Hewlett-Packard Support Representative. Remove the floating-point board, then reboot the system.

---

C0	MESSAGE	No message. System halts. (E)
	CAUSE	Macrocode detects possible failure of RAM0 U1404.
	ACTION	Contact your Hewlett-Packard Support Representative. Remove the floating-point board, then reboot the system.

---

C1	MESSAGE	No message. System halts. (E)
	CAUSE	Macrocode detects possible failure of RAM1 U1402.
	ACTION	Contact your Hewlett-Packard Support Representative. Remove the floating-point board, then reboot the system.

---

C2	MESSAGE	No message. System halts. (E)
	CAUSE	Macrocode detects possible failure of RAM2 U1302.
	ACTION	Contact your Hewlett-Packard Support Representative. Remove the floating-point board, then reboot the system.

---

---

C3	MESSAGE	No message. System halts. (E)
	CAUSE	Macrocode detects possible failure of RAM3 U1303.
	ACTION	Contact your Hewlett-Packard Support Representative. Remove the floating-point board, then reboot the system.

---

C4	MESSAGE	No message. System halts. (E)
	CAUSE	Macrocode detects possible failure of RAM4 U1403.
	ACTION	Contact your Hewlett-Packard Support Representative. Remove the floating-point board, then reboot the system.

---

C5	MESSAGE	No message. System halts. (E)
	CAUSE	Macrocode detects possible failure of RAM5 U1401.
	ACTION	Contact your Hewlett-Packard Support Representative. Remove the floating-point board, then reboot the system.

---

C6	MESSAGE	No message. System halts. (E)
	CAUSE	Macrocode detects possible failure of RAM6 U1101.
	ACTION	Contact your Hewlett-Packard Support Representative. Remove the floating-point board, then reboot the system.

---

C7	MESSAGE	No message. System halts. (E)
	CAUSE	Macrocode detects possible failure of RAM7 U1301.
	ACTION	Contact your Hewlett-Packard Support Representative. Remove the floating-point board, then reboot the system.

---

CA	MESSAGE	No message. System halts. (E)
	CAUSE	An error occurs during a series of arbitrary microcode calculations. Areas of possible cause are the mapper PROM or the math chips.
	ACTION	Contact your Hewlett-Packard Support Representative. Remove the floating-point board, then reboot the system.

---

CC	MESSAGE	No message. System halts. (E)
	CAUSE	An error occurs which slows the execution of the floating-point unit.
	ACTION	Contact your Hewlett-Packard Support Representative. Remove the floating-point board, then reboot the system.

---

---

## Class Error 5: Bus Protocol Failure

Bus protocol messages takes the form:

5sxx

where:

s = slot number

xx = detailed error number.

---

00	MESSAGE	No message. System halts. (E)
	CAUSE	Undefined error occurs at the start of this test.
	ACTION	Contact your Hewlett-Packard Support Representative.

---

## Class Error 7: Memory Failure

Class Error 7

memory error messages takes the form:

7sxx

where:

s = slot number

xx = detailed error number.

---

**Note**           The memory test takes about 1.5 seconds per MB of memory.

---

---

00	MESSAGE	No message. System halts. (E)
	CAUSE	Undefined error occurs at the start of the test of this board.
	ACTION	Contact your Hewlett-Packard Support Representative.

---

01	MESSAGE	No message. System halts. (E)
	CAUSE	Either stuck bit occurs in I/O status register or cannot find four contiguous words within the first 256 KB without a single bit error.
	ACTION	Contact your Hewlett-Packard Support Representative.

---



---

02	MESSAGE	No message. System halts. (E)
	CAUSE	Verification of the memory with its address fails. Second possible cause of the error is the cache unit. Third possible cause of the error is the TLB.
	ACTION	Contact your Hewlett-Packard Support Representative.

---

03	MESSAGE	No message. System halts. (E)
	CAUSE	Pattern testing memory fails. Second possible cause of the error is the cache unit. Third possible cause of the error is the TLB.
	ACTION	Contact your Hewlett-Packard Support Representative.

---

04	MESSAGE	No message. System halts. (E)
	CAUSE	Multiple bit error flag is set by single bit error. Second possible cause of the error is the cache unit.
	ACTION	Contact your Hewlett-Packard Support Representative.

---

05	MESSAGE	No message. System halts. (E)
	CAUSE	Multiple bit error flag is not set by multiple bit error. Second possible cause of the error is the cache unit.
	ACTION	Contact your Hewlett-Packard Support Representative.

---

06	MESSAGE	No message. System halts. (E)
	CAUSE	Memory controller cannot calculate the address of the faulty memory. Second possible cause of the error is the cache unit.
	ACTION	Contact your Hewlett-Packard Support Representative.

---

07	MESSAGE	No message. System halts. (E)
	CAUSE	Single bit error is detected. Second possible cause of the error is the cache unit.
	ACTION	Contact your Hewlett-Packard Support Representative.

---

0A	MESSAGE	No message. System halts. (E)
	CAUSE	Parity checking/generator is not working. Second possible cause of the error is the cache unit.
	ACTION	Contact your Hewlett-Packard Support Representative.

---

---

OB	MESSAGE	No message. System halts. (E)
	CAUSE	Verification of read/write protocol fails. Second possible cause of the error is the cache unit.
	ACTION	Contact your Hewlett-Packard Support Representative.

---

OC	MESSAGE	No message. System halts. (E)
	CAUSE	Verification of read and Clear protocol fails. Second possible cause of the error is the cache unit.
	ACTION	Contact your Hewlett-Packard Support Representative.

---

10	MESSAGE	No message. System halts. (E)
	CAUSE	Undefined type of memory controller is found.
	ACTION	Contact your Hewlett-Packard Support Representative.

---

11	MESSAGE	No message. System halts. (E)
	CAUSE	Error occurs as "hole" in memory is detected.
	ACTION	Install 32 MB memory controller. Contact your Hewlett-Packard Support Representative.

---

12	MESSAGE	No message. System halts. (E)
	CAUSE	Last memory controller does not have a memory array installed.
	ACTION	Contact your Hewlett-Packard Support Representative. Install memory array.

---

13	MESSAGE	No message. System halts. (E)
	CAUSE	Last 8 MB (3 MB MC and 5 MB MA) memory controller does not have a memory array installed.
	ACTION	Contact your Hewlett-Packard Support Representative. Install memory array.

---

2F	MESSAGE	No message. System halts. (E)
	CAUSE	No memory board is found during initialization. Second possible cause of the error is the cache unit.
	ACTION	Contact your Hewlett-Packard Support Representative.

---

---

## Class Error 8: Channel Adapter Test

Channel adapter test messages take the form:

8sxx

where:

s = slot number

xx = detailed error number.

---

**Note**            The channel adapter test takes about 5 seconds to perform.

---

---

00	MESSAGE	No message. System halts. (E)
	CAUSE	Undefined error occurs at the start of the test of this board.
	ACTION	Contact your Hewlett-Packard Support Representative.
<hr/>		
01	MESSAGE	No message. System halts. (E)
	CAUSE	Cannot enable soft physical address. (Cannot set the SSET bit.)
	ACTION	Contact your Hewlett-Packard Support Representative.
<hr/>		
02	MESSAGE	No message. System halts. (E)
	CAUSE	Cannot disable soft physical address. (Cannot reset SSET bit to zero.)
	ACTION	Contact your Hewlett-Packard Support Representative.
<hr/>		
03	MESSAGE	No message. System halts. (E)
	CAUSE	Cannot verify memory with its address.
	ACTION	Contact your Hewlett-Packard Support Representative.
<hr/>		
04	MESSAGE	No message. System halts. (E)
	CAUSE	Cannot verify memory with sliding ones.
	ACTION	Contact your Hewlett-Packard Support Representative.
<hr/>		
05	MESSAGE	No message. System halts. (E)
	CAUSE	Cannot verify memory with sliding zeros.
	ACTION	Contact your Hewlett-Packard Support Representative.

---

---

06	MESSAGE	No message. System halts. (E)
	CAUSE	Cannot verify memory with all zeros.
	ACTION	Contact your Hewlett-Packard Support Representative.

---

07	MESSAGE	No message. System halts. (E)
	CAUSE	Pattern testing of external interrupt enable mask register fails.
	ACTION	Contact your Hewlett-Packard Support Representative.

---

08	MESSAGE	No message. System halts. (E)
	CAUSE	Cannot set interrupt register to zero.
	ACTION	Contact your Hewlett-Packard Support Representative.

---

09	MESSAGE	No message. System halts. (E)
	CAUSE	Pattern testing of interrupt register fails.
	ACTION	Contact your Hewlett-Packard Support Representative.

---

0A	MESSAGE	No message. System halts. (E)
	CAUSE	Pattern testing of chain RAM base register fails.
	ACTION	Contact your Hewlett-Packard Support Representative.

---

0B	MESSAGE	No message. System halts. (E)
	CAUSE	Failure encountered while pattern testing mask register.
	ACTION	Contact your Hewlett-Packard Support Representative.

---

0E	MESSAGE	No message. System halts. (E)
	CAUSE	Pattern testing of reset address register fails.
	ACTION	Contact your Hewlett-Packard Support Representative.

---

0F	MESSAGE	No message. System halts. (E)
	CAUSE	Pattern testing of reset data register fails.
	ACTION	Contact your Hewlett-Packard Support Representative.

---

---

10	MESSAGE	No message. System halts. (E)
	CAUSE	Reset does not clear soft physical address (SPA).
	ACTION	Contact your Hewlett-Packard Support Representative.

---

11	MESSAGE	No message. System halts. (E)
	CAUSE	Either a channel I/O card is not installed, or none of the CIO cards pass the self-test and are ready for command.
	ACTION	Contact your Hewlett-Packard Support Representative.

---

12	MESSAGE	No message. System halts. (E)
	CAUSE	Stop command does not set the ready (RDY) bit.
	ACTION	Contact your Hewlett-Packard Support Representative.

---

13	MESSAGE	No message. System halts. (E)
	CAUSE	Chain command does not clear the RDY bit.
	ACTION	Contact your Hewlett-Packard Support Representative.

---

14	MESSAGE	No message. System halts. (E)
	CAUSE	Cannot get an interrupt at the end of DMA. (Appropriate bit in submask register not set.)
	ACTION	Contact your Hewlett-Packard Support Representative.

---

15	MESSAGE	No message. System halts. (E)
	CAUSE	DMA does not transfer data.
	ACTION	Contact your Hewlett-Packard Support Representative.

---

16	MESSAGE	No message. System halts. (E)
	CAUSE	RDY bit is not set at the end of DMA.
	ACTION	Contact your Hewlett-Packard Support Representative.

---

17	MESSAGE	No message. System halts. (E)
	CAUSE	CIO card returns wrong status after the subchannel is disconnected.
	ACTION	Contact your Hewlett-Packard Support Representative.

---

---

18	MESSAGE	No message. System halts. (E)
	CAUSE	Undefined error occurs with a CIO card. RFC, PST, PRE, or LVI do not match.
	ACTION	Contact your Hewlett-Packard Support Representative.

---

1A	MESSAGE	No message. System halts. (E)
	CAUSE	Hewlett-Packard IB loopback test reports data write status error.
	ACTION	Contact your Hewlett-Packard Support Representative.

---

1B	MESSAGE	No message. System halts. (E)
	CAUSE	Hewlett-Packard IB cannot get ready for command.
	ACTION	Contact your Hewlett-Packard Support Representative.

---

1C	MESSAGE	No message. System halts. (E)
	CAUSE	Hewlett-Packard IB loopback test reports undefined status error.
	ACTION	Contact your Hewlett-Packard Support Representative.

---

1D	MESSAGE	No message. System halts. (E)
	CAUSE	Hewlett-Packard IB loopback test reports data error.
	ACTION	Contact your Hewlett-Packard Support Representative.

---

1E	MESSAGE	No message. System halts. (E)
	CAUSE	Channel does not request attention after disconnecting the subchannel.
	ACTION	Contact your Hewlett-Packard Support Representative.

---

20	MESSAGE	No message. System halts. (E)
	CAUSE	Cannot verify link to previous link status block.
	ACTION	Contact your Hewlett-Packard Support Representative.

---

21	MESSAGE	No message. System halts. (E)
	CAUSE	Status error occurs while verifying link status quad.
	ACTION	Contact your Hewlett-Packard Support Representative.

---

---

22	MESSAGE	No message. System halts. (E)
	CAUSE	Cannot verify link to last data quad.
	ACTION	Contact your Hewlett-Packard Support Representative.

---

23	MESSAGE	No message. System halts. (E)
	CAUSE	Cannot verify counter within the DMA chain quad.
	ACTION	Contact your Hewlett-Packard Support Representative.

---

25	MESSAGE	No message. System halts. (E)
	CAUSE	Verification of channel with semaphore set to zero operation fails.
	ACTION	Contact your Hewlett-Packard Support Representative.

---

26	MESSAGE	No message. System halts. (E)
	CAUSE	Undefined error occurs. Cannot find any installed memory board.
	ACTION	Contact your Hewlett-Packard Support Representative.

---

27	MESSAGE	No message. System halts. (E)
	CAUSE	Verification of channel with semaphore fails. Semaphore changes from zero to one.
	ACTION	Contact your Hewlett-Packard Support Representative.

---

28	MESSAGE	No message. System halts. (E)
	CAUSE	Verification of the parity checking operation fails.
	ACTION	Contact your Hewlett-Packard Support Representative.

---

29	MESSAGE	No message. System halts. (E)
	CAUSE	Verification of the ME bit functionality on channel adapter status register for data parity errors fails. Channel does not set ME bit on data parity error.
	ACTION	Contact your Hewlett-Packard Support Representative.

---

2A	MESSAGE	No message. System halts. (E)
	CAUSE	Channel cannot identify a data parity error. (Wrong MSTAT issued on error.)
	ACTION	Contact your Hewlett-Packard Support Representative.

---

---

2B	MESSAGE	No message. System halts. (E)
	CAUSE	Verification of the ME bit functionality on channel adapter status register for address parity errors fails. (Channel does not set ME bit on error.)
	ACTION	Contact your Hewlett-Packard Support Representative.

---

2C	MESSAGE	No message. System halts. (E)
	CAUSE	Channel cannot identify an address parity error.
	ACTION	Contact your Hewlett-Packard Support Representative.

---

2F	MESSAGE	No message. System halts. (E)
	CAUSE	A mid-bus I/O card is not found.
	ACTION	Contact your Hewlett-Packard Support Representative.

---

40	MESSAGE	No message. System halts. (E)
	CAUSE	Channel cannot finish logchannel transaction. There is no interrupt at the end of the transaction.
	ACTION	Contact your Hewlett-Packard Support Representative.

---

41	MESSAGE	No message. System halts. (E)
	CAUSE	Logchannel status error occurs. The transaction requires the device adapter to be the system controller, and it is not.
	ACTION	Check Hewlett-Packard IB card switch setting. Contact your Hewlett-Packard Support Representative.

---

42	MESSAGE	No message. System halts. (E)
	CAUSE	Undefined logchannel status error occurs.
	ACTION	Contact your Hewlett-Packard Support Representative.

---

43	MESSAGE	No message. System halts. (E)
	CAUSE	End of the Hewlett-Packard IB loopback test with logchannel returns a bad status.
	ACTION	Contact your Hewlett-Packard Support Representative.

---



---

44	MESSAGE	No message. System halts. (E)
	CAUSE	Subchannel is not readied after the logchannel operation.
	ACTION	Contact your Hewlett-Packard Support Representative.

---

45	MESSAGE	No message. System halts. (E)
	CAUSE	Subchannel is not readied after attention request enable followed by an attention request operation.
	ACTION	Contact your Hewlett-Packard Support Representative.

---

46	MESSAGE	No message. System halts. (E)
	CAUSE	I/O card returns wrong status after an attention request.
	ACTION	Contact your Hewlett-Packard Support Representative.

---

47	MESSAGE	No message. System halts. (E)
	CAUSE	Correct bit is not set in the attention request register.
	ACTION	Contact your Hewlett-Packard Support Representative.

---

48	MESSAGE	No message. System halts. (E)
	CAUSE	Attention request bit set prior to attention request test. (Error unknown.)
	ACTION	Contact your Hewlett-Packard Support Representative.

---

49	MESSAGE	No message. System halts. (E)
	CAUSE	Subchannel does not request attention after enabling attention request and request attention. (write control of ARE and RQA.)
	ACTION	Contact your Hewlett-Packard Support Representative.

---

4F	MESSAGE	No message. Self-test continues. (W)
	CAUSE	Channel cannot complete its test without a Hewlett-Packard IB card.
	ACTION	check device adapters. Contact your Hewlett-Packard Support Representative if device problems occur.

---

---

50	MESSAGE	No message. System halts. (E)
	CAUSE	Cannot verify I/O test checksum.
	ACTION	Contact your Hewlett-Packard Support Representative.

---

---

## Class Error 9: Console Path Test

### Class Error 9

Console path related errors and/or channel I/O errors take the following multiplexed code form:

01wx

9yzz

where:

w = CIO slot number (<> C)

x = Device address (always 0 for the console)

y = CIO mid-bus slot number

zz = IODC driver error code 00 - 7F.

---

0100	MESSAGE	None. (I)
9y80	CAUSE	I/O dependent code (IODC) from channel I/O bus (CIO) in console path fails.
	ACTION	None. If problem recurs or is suspected cause of a future system problem or failure, contact your Hewlett Packard Support Representative.
<hr/>		
0100	MESSAGE	No message. System halts. (E)
9y88	CAUSE	No working console is found. Autoboot disabled.
	ACTION	Connect console or replace existing console. Reboot system.
<hr/>		
01C0	MESSAGE	No message. Self-test continues. (W)
9yzz	CAUSE	Access port self-test fails. "zz" = AP self-test code (00-7F).
	ACTION	If AP not functional, reset the system from the front panel. If a soft reset/transfer of control is needed, set switch 3 on the system monitor card to the open position and reset the system from the front panel. If AP is functional and can reset the system, note the error as a possible console path or CIO bus problem should a future problem or system failure occur.
<hr/>		
01C0	MESSAGE	No message. Self-test continues. (W)
9yF0	CAUSE	Access port read of the hexadecimal display fails.
	ACTION	None. Note error should a future system problem occur.

---

---

01C0	MESSAGE	No message. Self-test continues. (W)
9yFF	CAUSE	No access port is found.
	ACTION	If an access port exists and remains functional, note error should the problem cause a future problem or system failure. If AP is disabled or not functioning and you have reset the system from the front panel, ignore warning message.

---

---

## Class Error A: Boot Path Test

Boot device related errors and/or channel I/O errors take the following multiplexed code form:

01wx

Ayzz

where:

w = CIO slot number (<> C)

x = Device address (always 0 for the console)

y = CIO mid-bus slot number

zz = IODC driver error code 00 - 7F.

---

0100 Ay80	MESSAGE	Boot Error: First display. Boot Error: Second display. Boot from Primary Path (Y or N)?>
	CAUSE	IODC load from the CIO channel in console path fails.
	ACTION	Check that the tape drive is functional. (Check switch setting if switch selector is used.) Recable new drive. If measures fail, contact your Hewlett-Packard Support Representative and boot from primary path if possible.

---

0100 AyF0	MESSAGE	Boot Error: First display. Boot Error: Second display. Boot from Primary Path (Y or N)?>
	CAUSE	LIF volume label error occurs. The media may have been improperly initialized.
	ACTION	Check that the tape drive is functional. (check switch setting, if switch selector is used.) check that the mounted tape is a boot tape. Recable new drive or replace suspect tape. If measures fail, contact your Hewlett-Packard Support Representative and boot from primary path if possible.

---

01wx AyF8	MESSAGE	Boot Error: First display. Boot Error: Second display. Boot from Primary Path (Y or N)?>
	CAUSE	IPL checksum fails. The utility (or ISL) being read from tape is possibly corrupted.
	ACTION	Try using the utility from another tape, such as from the master backup. If problem persists, contact your Hewlett-Packard Support Representative and boot from the system disk.

---

---

## Class Error B: Initialization Messages

When the system halts, the reason for the halt can be seen on the SPU control panel status display (hex display). The first number is the source of the halt call, and following it are numbers of the form **Onxx** where **n** is a number that starts at 1 and increments. The reason can be interpreted by stringing the **xx** values together to form a number.

When the monitor is the source of the halt, the first number is B000. System abort uses B007. The following codes relate the cause of the error.

---

0001	MESSAGE	No message. System halts. (E)
thru	CAUSE	The break handler (to RDB) was reentered.
0019	ACTION	Try rebooting the system. If error recurs, contact your Hewlett-Packard Support Representative.

---

0020	MESSAGE	No message. System halts. (E)
	CAUSE	A break zero (0) instruction is encountered without RDB.
	ACTION	Try rebooting the system. If error recurs, contact your Hewlett-Packard Support Representative.

---

0021	MESSAGE	No message. System halts. (E)
	CAUSE	An unknown high priority machine check occurs.
	ACTION	Try rebooting the system. If error recurs, contact your Hewlett-Packard Support Representative.

---

0022	MESSAGE	No message. System halts. (E)
	CAUSE	A nonrecoverable low priority machine check occurs.
	ACTION	Try rebooting the system. If error recurs, contact your Hewlett-Packard Support Representative.

---

0028	MESSAGE	No message. System halts. (E)
	CAUSE	Reinit_iode fails to read entry_init.
	ACTION	Contact your Hewlett-Packard Support Representative.

---

---

0029	MESSAGE	No message. System halts. (E)
	CAUSE	Reinit_iodc fails to read entry_io.
	ACTION	Try rebooting the system. If error recurs, contact your Hewlett-Packard Support Representative.

---

0030	MESSAGE	No message. System halts. (E)
	CAUSE	Image does not fit the first memory controller.
	ACTION	Try rebooting the system. If error recurs, contact your Hewlett-Packard Support Representative.

---

003E	MESSAGE	No message. System halts. (E)
	CAUSE	A nonrecoverable taken branch or break trap occurs.
	ACTION	Try rebooting the system. If error recurs, contact your Hewlett-Packard Support Representative.

---

003F	MESSAGE	No message. System halts. (E)
	CAUSE	A bad instruction is received from RDB.
	ACTION	Contact your Hewlett-Packard Support Representative.

---

0040	MESSAGE	No message. System halts. (E)
	CAUSE	A configured module is lost on powerfail.
	ACTION	Try rebooting the system. If error recurs, contact your Hewlett-Packard Support Representative.

---

0041	MESSAGE	No message. System halts. (E)
	CAUSE	A bus converter is lost on powerfail.
	ACTION	Try rebooting the system. If error recurs, contact your Hewlett-Packard Support Representative.

---

0042	MESSAGE	No message. System halts. (E)
	CAUSE	A bus converter was added on powerfail.
	ACTION	Contact your Hewlett-Packard Support Representative.

---

---

0043	MESSAGE	No message. System halts. (E)
	CAUSE	memory was added on powerfail.
	ACTION	Try rebooting the system. If error recurs, contact your Hewlett-Packard Support Representative.

---

0044	MESSAGE	No message. System halts. (E)
	CAUSE	A module was added on powerfail and it generated an address conflict.
	ACTION	Try rebooting the system. If error recurs, contact your Hewlett-Packard Support Representative.

---

0045	MESSAGE	No message. System halts. (E)
	CAUSE	Memory self-test fails in map_system_state.
	ACTION	Try rebooting the system. If error recurs, contact your Hewlett-Packard Support Representative.

---

0046 thru 004E	MESSAGE	No message. System halts. (E)
	CAUSE	Error occurs on call to entry_init in reinit_iode.
	ACTION	Contact your Hewlett-Packard Support Representative.

---

005B thru 005F	MESSAGE	No message. System halts. (E)
	CAUSE	The parallel card driver (RDB communications) encounters an error.
	ACTION	Try rebooting the system. If error recurs, contact your Hewlett-Packard Support Representative.

---

0066 thru 006E	MESSAGE	No message. System halts. (E)
	CAUSE	Error occurs on call to entry_io in CONSOLE_READ or CONSOLE_WRITE.
	ACTION	Try rebooting the system. If error recurs, contact your Hewlett-Packard Support Representative.

---

0080 thru 0099	MESSAGE	No message. System halts. (E)
	CAUSE	A trap which neither RDB nor the operating system is prepared for occurs.
	ACTION	Contact your Hewlett-Packard Support Representative.

---



---

00F1	MESSAGE	No message. System halts. (E)
	CAUSE	Nonrecoverable instruction TLB error occurs.
	ACTION	Try rebooting the system. If error recurs, contact your Hewlett-Packard Support Representative.

---

00F2	MESSAGE	No message. System halts. (E)
	CAUSE	Nonrecoverable data TLB error occurs.
	ACTION	Try rebooting the system. If error recurs, contact your Hewlett-Packard Support Representative.

---

00F3	MESSAGE	No message. System halts. (E)
	CAUSE	Nonrecoverable bus address error occurs.
	ACTION	Try rebooting the system. If error recurs, contact your Hewlett-Packard Support Representative.

---

00F4	MESSAGE	No message. System halts. (E)
	CAUSE	Nonrecoverable bus error on I/O space occurs.
	ACTION	Contact your Hewlett-Packard Support Representative.

---

00F5	MESSAGE	No message. System halts. (E)
	CAUSE	Nonrecoverable bus error on memory read or write occurs.
	ACTION	Try rebooting the system. If error recurs, contact your Hewlett-Packard Support Representative.

---

00F6	MESSAGE	No message. System halts. (E)
	CAUSE	Nonrecoverable bus error I/O space write occurs.
	ACTION	Try rebooting the system. If error recurs, contact your Hewlett-Packard Support Representative.

---

00F7	MESSAGE	No message. System halts. (E)
	CAUSE	Nonrecoverable bus error with slave processor occurs.
	ACTION	Try rebooting the system. If error recurs, contact your Hewlett-Packard Support Representative.

---

---

00F8	MESSAGE	No message. System halts. (E)
	CAUSE	Nonrecoverable cache tag error occurs.
	ACTION	Contact your Hewlett-Packard Support Representative.

---

00F9	MESSAGE	No message. System halts. (E)
	CAUSE	Nonrecoverable data cache error occurs.
	ACTION	Try rebooting the system. If error recurs, contact your Hewlett-Packard Support Representative.

---

00FA	MESSAGE	No message. System halts. (E)
	CAUSE	Nonrecoverable assist (coprocessor) error occurs.
	ACTION	Try rebooting the system. If error recurs, contact your Hewlett-Packard Support Representative.

---

00FB	MESSAGE	No message. System halts. (E)
	CAUSE	Nonrecoverable instruction cache error occurs.
	ACTION	Try rebooting the system. If error recurs, contact your Hewlett-Packard Support Representative.

---

0131	MESSAGE	Illegal configuration.
	CAUSE	You may have an illegal configuration, such as trying to run MPE/iX on an 800-series CPU.
	ACTION	CALL your HP service representative. <i>Do not</i> try to INSTALL or UPDATE or the system will halt with a message, B0000 DEAD 0131.

---

---

## Class Error C: Bootstrap Display Codes

Bootstrap display codes take the form:

Cxxx

where:

xxx = detailed error number.

---

C20x	MESSAGE	None. (I)
	CAUSE	First memory controller initialized. x = MC mid-bus slot number.
	ACTION	None.
<hr/>		
C201	MESSAGE	None. System halts. (E)
	CAUSE	No memory controller is found.
	ACTION	Contact your Hewlett-Packard Support Representative.
<hr/>		
C40x	MESSAGE	None. (I)
	CAUSE	Primary console path initialized. x = CIO bus slot number.
	ACTION	None.
<hr/>		
C54x	MESSAGE	None. (I)
	CAUSE	Primary boot path initialized. x = CIO bus slot number.
	ACTION	None.
<hr/>		
C58x	MESSAGE	None. (I)
	CAUSE	Primary boot path I/O. x = CIO bus slot number.
	ACTION	None.
<hr/>		
C5FF	MESSAGE	None. (I)
	CAUSE	Launch IPL that has been read from primary boot path. x = CIO bus slot number.
	ACTION	None.

---

---

C60x	MESSAGE	None. (I)
	CAUSE	Alternate (hard-wired) console path initialized. x = CIO bus slot number.
	ACTION	None.

---

C74x	MESSAGE	None. (I)
	CAUSE	Alternate boot path initialized. x = CIO bus slot number.
	ACTION	None.

---

C78x	MESSAGE	None. (I)
	CAUSE	Alternate boot path I/O. x = CIO bus slot number.
	ACTION	None.

---

C7FF	MESSAGE	None. (I)
	CAUSE	Launch IPL that has been read from alternate boot path.
	ACTION	None.

---

---

## Class Error CA: Power Fail

Power fail message take the form:

CAxx

where:

xx = detailed error number.

---

**Note** See high-priority machine check detail errors for code CAF0 - CAFE.

---

## Class Error CB: transfer of control

transfer of control messages take the form:

CBxx

where:

xx = detailed error number.

---

CB01	MESSAGE	None. (I)
	CAUSE	General register 0 is not zero.
	ACTION	None.

---

## Class Error CE: ISL Messages and Error Codes

ISL sends messages both to the system console and to the four-digit front panel LED display. The codes that can be generated by ISL are listed in table 1-3.

Codes CE00 - CE09 are informative messages only.

Codes CE10 - CE27 indicate an error.

A nonfatal error causes ISL to issue a message. During autoboot, a nonfatal error causes the autoboot to abort and ISL prompts for input, just as if the autoboot had been interrupted through a console request within the first 10 seconds.

A fatal error stops the system and lights the front panel red self-test light. You are required to correct the problem indicated before rebooting the system.

See the note that follows the explanation of the individual codes for more information on particular codes.

---

CE00	MESSAGE	ISL is executing. (I)
	CAUSE	ISL is launched.
	ACTION	None.

---

CE01	MESSAGE	ISL is autobooting from the auto-execute file. (I)
	CAUSE	ISL has found and is executing the startup sequence command file.
	ACTION	None.

---

CE02	MESSAGE	Cannot find auto-execute file. Autoboot aborted. (I)
	CAUSE	An auto-execute file does not exist or the file has not been properly designated through the SYSGEN utility SYSGEN configurator.
	ACTION	Enter boot sequence command and options to the ISL prompt. (If file exists, refer to <i>MPE/iX System Startup, Configuration, and Shutdown Reference Manual (32650-90042)</i> for information on how to configure the file as an auto-execute file.)

---

CE03	MESSAGE	No System console found. ISL can only autoboot. (I)
	CAUSE	A system console does not exist or is disabled. ISL attempts to bring up the system with no operator intervention.
	ACTION	None.

---

CE05	MESSAGE	Directory of utilities is too big. ISL reads only 2K bytes. (I)
	CAUSE	Directory entries exceed 2 KB.
	ACTION	None.

---

CE06	MESSAGE	Auto-execute file is inconsistent. Autoboot aborted. (I)
	CAUSE	Commands within the file are in conflict or are invalid for the startup sequence.
	ACTION	Enter the startup sequence command and options at the ISL prompt.

---

CE07	MESSAGE	Utility file header inconsistent: SOM values invalid. (I)
	CAUSE	ISL cannot read the header information.
	ACTION	None.

---

---

CE08	MESSAGE	Auto-execute file input string exceeds 2048 characters. Autoboot aborted. (I)
	CAUSE	A command line string that has more than 2048 characters has been entered as part of the command file.
	ACTION	Enter the startup sequence command and options at the ISL prompt. Edit the auto-execute file and reassign it through the SYSGEN utility for subsequent autoboot.

---

CE09	MESSAGE	ISL command or utility name exceeds 10 characters. (I)
	CAUSE	The command or utility entered at the ISL prompt exceeds 10 characters in length.
	ACTION	Reenter the command or utility name.

---

CE10	MESSAGE	Internal inconsistency: volume label - FATAL! (E)
	CAUSE	ISL cannot read the volume label.
	ACTION	Contact your Hewlett-Packard Support Representative. Boot the system from the alternate path. Initiate tape dump if possible. Update the system from the system boot tape.

---

CE11	MESSAGE	Internal inconsistency: directory - FATAL! (E)
	CAUSE	ISL cannot read the Directory.
	ACTION	Boot from the alternate path. Update system files from system boot tape. Contact your Hewlett-Packard Support Representative.

---

CE12	MESSAGE	Error reading auto-execute file. (W)
	CAUSE	ISL cannot read the auto-execute file.
	ACTION	Enter the ISL utility command and options at the ISL prompt.

---

CE13	MESSAGE	Error reading from the system console - FATAL! (E)
	CAUSE	Firmware, hardware, or device error possible.
	ACTION	enable remote console from the console CM> prompt, if possible. Soft reset the system, initiate DUMP START. Contact your Hewlett-Packard Support Representative.

---

---

CE14	MESSAGE	Error writing to the system console - FATAL! (E)
	CAUSE	Firmware, hardware, or device error possible.
	ACTION	enable remote console from the console CM> prompt, if possible. Soft reset the system, initiate DUMP START. Contact your Hewlett-Packard Support Representative.

---

CE15	MESSAGE	Not an ISL command or utility. (W)
	CAUSE	The entry at the ISL prompt is neither an ISL utility nor command name.
	ACTION	Enter a proper ISL utility or command name.

---

CE16	MESSAGE	Utility file header inconsistent: Invalid system ID. (W)
	CAUSE	The system ID in the file header is invalid.
	ACTION	See NOTE at the end of the ISL error messages.

---

CE17	MESSAGE	Error reading utility file header. (E)
	CAUSE	Firmware, hardware, or device error is possible.
	ACTION	Update the system from the system boot tape. Retry. If failure recurs, contact your Hewlett-Packard Support Representative.

---

CE18	MESSAGE	Utility file header inconsistent: Bad magic number. (W)
	CAUSE	ISL cannot read file header information.
	ACTION	See NOTE at the end of the ISL error messages.

---

CE19	MESSAGE	Utility would overlay ISL in memory. (W)
	CAUSE	Utility is too large, load address is too low in memory to be read in without overlaying ISL memory area.
	ACTION	See NOTE at the end of the ISL error messages.

---

CE1A	MESSAGE	Utility requires more memory than is configured. (W)
	CAUSE	Utility requires more memory than exists and is available for execution.
	ACTION	Add more memory to the system and reboot, or boot a different utility.

---



---

CE1B	MESSAGE	Error reading utility into memory. (E)
	CAUSE	Firmware, hardware, or device error is possible.
	ACTION	Contact your Hewlett-Packard Support Representative.

---

CE1C	MESSAGE	Incorrect checksum - reading utility into memory. (W)
	CAUSE	The utility is corrupted.
	ACTION	Replace the utility from the master backup, or execute a different utility. See NOTE at the end of the ISL error messages.

---

CE1D	MESSAGE	System console needed - FATAL! (E)
	CAUSE	No system console exists or is enabled for required operation.
	ACTION	Attach a system console or enable a remote console as the master console, and reset the system.

---

CE21	MESSAGE	Destination memory address of utility is invalid. (E)
	CAUSE	Utility is corrupted.
	ACTION	See NOTE at the end of the ISL error messages.

---

CE22	MESSAGE	Utility file header inconsistent: pdc_cache entry. (E)
	CAUSE	Firmware error.
	ACTION	Contact CE.

---

CE23	MESSAGE	Internal inconsistency: iodc_entry_init - FATAL! (E)
	CAUSE	Firmware error.
	ACTION	Contact your Hewlett-Packard Support Representative.

---

CE24	MESSAGE	Internal inconsistency: iodc_entry_init - console - FATAL! (E)
	CAUSE	Firmware error.
	ACTION	Contact your Hewlett-Packard Support Representative.

---

CE25	MESSAGE	Internal inconsistency: iodc_entry_init - boot device - FATAL! (E)
	CAUSE	Firmware error.
	ACTION	Contact your Hewlett-Packard Support Representative.

---

---

CE26	MESSAGE	Utility file header inconsistent: Bad aux_id. (W)
	CAUSE	ISL cannot read the file header auxiliary ID.
	ACTION	See NOTE at the end of the ISL error messages.

---

CE27	MESSAGE	Bad utility file type. (W)
	CAUSE	Proper file entry does not exist.
	ACTION	See NOTE at the end of the ISL error messages.

---

**Note** Codes CE07, 16, 17, 19, 1C, 21, and 26 indicate an error with the utility. A different utility may be booted. For the same utility to be booted, you must update it from a system master tape set or a system load tape created by the SYSGEN utility. Code CE27 does not necessarily indicate an error. The name typed in may match a name in the directory which is not a bootable file.

---

---

## “Nonclass” Errors

### Run-Time Codes: System Activity Indicator

When the system is up and running, the LED display issues an alternating run-time message code as FxFF, where "x" is a hexadecimal digit from 0-A. The digit represents the percentage of non-idle time.

### DCC Error Codes

Toward the end of system start, the data communication configurator (DCC) executes. This creates the LINK and DTS managers defined in NMCONFIG.PUB.SYS. If the DCC completes successfully, the following message is displayed:

```
DCC STARTUP - OK!
```

However, if an error occurs, one of the following error messages is displayed. These messages contain a DCC error number and description.

In the messages below, the P-L number is a DCC procedure number and DCC location number. These values are needed by your local DCC support person when a problem is reported. The SSSSSSSS in some messages is an 8-digit hexadecimal value. MMM and LLL are decimal values. PATH is a NMCONF path or LLIO physical path.

---

**Note** Currently, the last message issued to the console during a system startup is DCC STARTUP - ERROR. This is not an actual error. Enter a **Return** and the system prompt MPE/XL: is displayed.

---

MESSAGE DCC ERROR P-L, (LLIO status SSSSSSSS).

CAUSE Low-level I/O services reported status SSSSSSSS. DCC employs LLIO services io\_config, io\_get\_frame, io\_release\_frame, io\_get\_timer, and io\_send.

ACTION For more information decode SSSSSSSS.

---

MESSAGE DCC ERROR P-L, (reply status SSSSSSSS, MSG descriptor MMM).

CAUSE Reply message MMM contained reply status SSSSSSSS.

ACTION For more information decode MMM and SSSSSSSS.

---

MESSAGE DCC ERROR P-L, (NMCONF file error SSSSSSSS). NM path: PATH

CAUSE NMCONFIG file may not exist, or it is locked by another entity.

ACTION check to see if NMCONFIG.PUB.SYS exists, if it's a NMCONF type file, or if it is locked by another entity.

---

---

MESSAGE DCC ERROR P-L, (NMCONF record error SSSSSSSS). NM path: PATH  
CAUSE The DCC surrogate was unable to read an NMCONFIG record, or the data in NMCONFIG.PUB.SYS was not validated or is corrupted.  
ACTION Validate NMCONFIG.PUB.SYS again (for example, VALIDATE DTS/LINK) and reboot more information decode SSSSSSSS.

---

MESSAGE DCC ERROR P-L, configuration record data was invalid. NM path: PATH  
CAUSE data in NMCONFIG.PUB.SYS was not validated or is corrupted.  
ACTION Contact your support personnel. Validate NMCONFIG.PUB.SYS again (for example, validate the DTS/LINK) and reboot.

---

MESSAGE DCC ERROR P-L, (HILO status SSSSSSSS. ldev LLL).  
CAUSE high-level I/O services reported status SSSSSSSS for logical device number LLL. DCC employs HILO services configure\_hilo\_device, allocate\_device and ldm-port.  
ACTION Logical device numbers <99 should not be employed by data comm products.

---

MESSAGE DCC ERROR P-L, (buffer manager status SSSSSSSS).  
CAUSE data comm buffer manager reported status SSSSSSSS.  
ACTION check buffer-size and number-of-buffer fields in NMCONFIG.PUB.SYS. For more information decode SSSSSSSS.

---

MESSAGE DCC ERROR P-L, (External procedure not found).  
CAUSE Native library did not contain expected data comm manager procedure. Either NMCONFIG.PUB.SYS or the image is corrupted.  
ACTION Validate NMCONFIG.PUB.SYS again and reboot.

---

MESSAGE DCC ERROR P-L, (memory management status SSSSSSSS).  
CAUSE memory management reported status SSSSSSSS. DCC could not acquire memory. This is serious condition and requires the intervention of your Hewlett-Packard Support Representative.  
ACTION Contact your Hewlett-Packard Support Representative.

---

MESSAGE DCC ERROR P-L, (Ports status SSSSSSSS).  
CAUSE Ports reported status SSSSSSSS. DCC employs ports procedures create\_port and extended\_receive.  
ACTION For more information, decode SSSSSSSS.

---

---

MESSAGE DCC ERROR P-L, time out on reply msg, descriptor MMM.  
CAUSE DCC did not receive reply message MMM in the allotted time.  
ACTION Contact your DCC support personnel.

---

MESSAGE DCC ERROR P-L, too many DTCs configured.  
CAUSE NMCONFIG.PUB.SYS contains more than the supported ten DTCs.  
ACTION Remove excess DTCs and reboot.

---

MESSAGE DCC ERROR P-L, link name specified for DTS does not exist.  
CAUSE The link name in DTS.DTC screen was not found. The name may be incorrect in either the LINK screen or the DTC screen or the NMCONFIG.PUB.SYS file may contain more than the supported two links.  
ACTION Remove excess links and reboot.

---

MESSAGE DCC ERROR P-L, link name for specified DTS is not available.  
CAUSE Some error occurred during link configuration.  
ACTION Usually the error is hardware related; the card is not in the configured slot, the card is not connected to the LAN, and so on. There should be another DCC error message displayed that relates to the link configuration error. Check additional error messages.

---

MESSAGE DCC ERROR P-L, TOO MANY LINKS CONFIGURED.  
CAUSE NMCONFIG.PUB.SYS contains more than the supported two links.  
ACTION Remove excess links and reboot.

---

MESSAGE DCC ERROR P-L, message received on wrong subqueue.  
CAUSE Valid message received on wrong subqueue: the message was rejected.  
ACTION None.

---

MESSAGE DCC ERROR P-L, unrecognized message received. All junk mail will be rejected.  
CAUSE Unrecognized message received.  
ACTION None.

---

---

MESSAGE DCC ERROR P-L, internal DCC logic error

CAUSE Unknown.

ACTION Contact your local DCC support person.

---

MESSAGE DCC ERROR P-L, (DAM error status SSSSSSSS). LLI0 path: PATH

CAUSE IEEE802.3 DAM (for example, the link) reported an error during configuration. Usually the error is hardware related; for example, the card is not in the configured slot or the card is not connected to the LAN.

ACTION Fix and reboot the system.

---

MESSAGE DCC warning PL, add ldev to class failure (HILO status SSSSSSSS, ldev LLL).

CAUSE Classes are not supported.

ACTION Remove class from all profiles and reboot.

---

MESSAGE DCC ERROR P-L, (External procedure not found).

CAUSE This error is printed during each system startup. It does not affect the startup however, and the startup is successful even though the message is printed.

ACTION None.

---

---

## High-Priority Machine Check (HPMC) Errors

High-priority machine check messages take the form:

XXFO - XXFF

---

F1	MESSAGE	No message. System halts. (E)
	CAUSE	instruction TLB parity error occurs.
	ACTION	Contact your Hewlett-Packard Support Representative.
<hr/>		
F2	MESSAGE	No message. System halts. (E)
	CAUSE	data TLB parity error occurs. instruction Unit.
	ACTION	Contact your Hewlett-Packard Support Representative.
<hr/>		
F3	MESSAGE	No message. System halts. (E)
	CAUSE	Mid-bus address parity error occurs, or no slave response.
	ACTION	Contact your Hewlett-Packard Support Representative.
<hr/>		
F4	MESSAGE	No message. System halts. (E)
	CAUSE	Mid-bus read data parity error occurs. The cache (master) performs a read transaction and detects bad parity from the slave.
	ACTION	Contact your Hewlett-Packard Support Representative.
<hr/>		
F5	MESSAGE	No message. System halts. (E)
	CAUSE	Multiple bit read error occurs.
	ACTION	Contact your Hewlett-Packard Support Representative.
<hr/>		
F6	MESSAGE	No message. System halts. (E)
	CAUSE	Mid bus write data parity error occurs.
	ACTION	Contact your Hewlett-Packard Support Representative.
<hr/>		
F7	MESSAGE	No message. System halts. (E)
	CAUSE	Mid-bus CMD or external interrupt request register data parity error occurs, or a mid-bus timeout occurs.
	ACTION	Contact your Hewlett-Packard Support Representative.

---

---

F8	MESSAGE	No message. System halts. (E)
	CAUSE	cache tag parity error occurs.
	ACTION	Contact your Hewlett-Packard Support Representative.

---

F9	MESSAGE	No message. System halts. (E)
	CAUSE	Data cache read parity error occurs.
	ACTION	Contact your Hewlett-Packard Support Representative.

---

FA	MESSAGE	No message. System halts. (E)
	CAUSE	Floating-point high priority machine check.
	ACTION	Contact your Hewlett-Packard Support Representative.

---

FB	MESSAGE	No message. System halts. (E)
	CAUSE	Instruction parity error occurs.
	ACTION	Contact your Hewlett-Packard Support Representative.

---

<b>Note</b>	HPMC codes FC through FF are currently undefined. If more than one error occurs, only the error with the smallest error code is displayed. For example, if both errors F4 and F7 occur, only F4 is displayed.	
-------------	---	--

---



---

## Console Messages for Log File Errors

Log file errors are reported in one of the following messages. Refer to Table 30-2 for a summary of log file error numbers, their meaning, and whether they are recoverable or irrecoverable errors.

**LOG FILE NUMBER xxxxx ERROR #nn. LOGGING STOPPED** indicates that an irrecoverable error occurred. System logging is disabled until the next system startup.

**LOG FILE NUMBER xxxxx ERROR #nn. LOGGING SUSPENDED** indicates that a recoverable error occurred. A recoverable error temporarily suspends logging until the **RESUMELOG** command is issued.

**Table 30-2. Log File Errors**

<b>ERROR NO.</b>	<b>ERROR</b>	<b>RECOVERABLE?</b>
1	Input/output error in accessing the system disk.	No
2	Input/output error in accessing disk log file.	No
21	data parity error.	No
26	Transmission error.	No
27	Input/output timeout.	No
28	data overrun.	No
29	SIO failure.	No
30	Unit failure.	No
46	Insufficient disk space to create log file.	Yes

**Table 30-3. Log File Errors (Continued)**

<b>ERROR NO.</b>	<b>ERROR</b>	<b>RECOVERABLE?</b>
47	Input/output error on file label.	No
57	Virtual memory not sufficient.	No
61	Group ( <b>PUB</b> ) disk space exceeded in creating log file.	Yes
62	Account ( <b>SYS</b> ) disk space exceeded in creating log file.	Yes
63	Group disk space exceeded in allocating new extent to the log file.	Yes
64	Account disk space exceeded in allocating new extent to the log file.	Yes
100	A file of the same name as the current log file already exists in the system file directory.	Yes
102	Directory input/output error.	No
103	System directory overflow.	No
105	Illegal variable block structure.	No

---

## Interpreting SYSGEN Messages and Error Codes

Three types of messages (informational, error, and warning) may occur during SYSGEN operations.

Informational messages indicate something out of the ordinary has happened. Do not take any action. SYSGEN continues normally.

Warnings are more serious. They indicate SYSGEN has encountered difficulties, but can handle the problem. Determine if any action should be taken. SYSGEN continues normally. Warnings follow the string, **\*\*warning\*\***.

Errors fall into two categories: fatal and nonfatal. Fatal errors make it impossible for SYSGEN to continue. In the case of a fatal error, the job control word (JCW) is set to SYSTEM.

Nonfatal errors are caused by user mistakes.

Both fatal and nonfatal errors follow the string **\*\*error\*\***.

The “!” is replaced with actual information when you encounter the error.

---

## Input/Output (I/O) Configurator Messages

---

0375	MESSAGE	<b>**note**</b> Class !'s mode is now !
	ACTION	
0401	MESSAGE	<b>**warning**</b> language localized string "NMMGR" too long
	CAUSE	When this catalog was language localized, the string “NMMGR” in message 350 was replaced with a string that is too long to fit into SYSGEN’s I/O display format.
	ACTION	Contact your software representative responsible for maintaining system files.
0402	MESSAGE	<b>**warning**</b> Class ! is already associated with device !
	CAUSE	User is trying to add a class to a device more than once.
	ACTION	Use another class name or leave unchanged.

---

---

0403      MESSAGE      **\*\*warning\*\* can't get NMMGR info for file !.**

         CAUSE      Cross-validation error SYSGEN and NMMGR does not occur. This occurs when there is a problem with the remote configuration file, usually when set by the SYSDIR RDCC command. The file is missing elements, such as proper path information. Also, this message can be displayed when there is no remote configuration file. Related messages should appear.

         ACTION      It is possible you have entered the wrong file name or a configuration file that is no longer valid. Use the RDCC command in SYSDIR to designate the file with the proper remote configuration information. If you feel you have the proper file, recheck your remote configuration through NMMGR and cross-validate the file again with SYSGEN.

---

0404      MESSAGE      **\*\*warning\*\* path doesn't exist**

         CAUSE      The path that the user referenced doesn't exist.

         ACTION      If you think the path does exist, use the LPATH command to verify existing paths. If you are certain that the path you gave should exist, exit the I/O Configurator and use the Main Menu SHOW command to verify you are in the proper configuration. Enter a valid iopath.

---

0405      MESSAGE      **\*\*warning\*\* class ! doesn't exist**

         CAUSE      The class that the user referenced doesn't exist.

         ACTION      Enter the LCLASS command to display a list of current class names and the LDEVs assigned to each. Enter a valid class name.

---

0406      MESSAGE      **\*\*warning\*\* no volumes left to list**

         CAUSE      You have entered a volume name in the LVOL command that does not exist. SYSGEN has searched the list of volume names and has come to the end of the list.

         ACTION      Enter the LVOL command without the volume name parameter.

---

---

0407      MESSAGE      **\*\*warning\*\* volume name does not exist**

         CAUSE      This message appears with the preceding message when an LVOL is made for a volume name that does not exist. This message appears when you use the DVOL or MVOL command to delete or modify a volume and specify a volume name that does not exist.

         ACTION      Enter the LVOL command to see a list of existing volumes. Usually, the error occurs when the volume name is misspelled. If you are certain the volume name you entered should exist and doesn't, exit the I/O configurator and use the SHOW command to check that you are in the proper configuration group. Verify that the name hasn't been previously modified.

---

0408      MESSAGE      **\*\*warning\*\* Can't open offline list device--online used**

         CAUSE      Usually, this error message appears when the printer has not been spooled out. The offline device, also, may be powered off or has been disconnected.

         ACTION      Inform your operations personnel that the offline device that you were attempting to use is unavailable. If the device has not been spooled, they are able to start spooling for you.

---

0410      MESSAGE      **\*\*warning\*\* class ! degraded to mode !**

         CAUSE      The combination of devices that you have placed into the given class force all devices in that class to operate in a less than optimal manner. This is caused by combining unlike devices (for example, a tape drive and a printer) into the same class.

         ACTION      Although the devices still operate in the degraded mode, it is best to only put devices of a similar type into the same class. Review the named class and separate it into two classes.

---

0411      MESSAGE      **\*\*warning\*\* class ! is of mode!--user mode ignored**

         CAUSE      Although the user requested a specific class mode for the given class, the devices in the class do not allow that mode. Instead, the mode displayed in the message is used.

         ACTION      If you feel that the class should accept the given mode, use the LCLASS command to determine that devices are in the class—a device of a different type would cause the class to reject your chosen mode. Remove any such devices from the class.

---

---

0414      MESSAGE      **\*\*warning\*\* Not enough room for dcc devices in class !**

CAUSE      Each class may only contain a finite number of devices. For first release, this is 256. The total number of devices requested for the class by both SYSGEN and NMMGR is more than this number. When the system is rebooted, some or all of the DCC devices fail to be configured, rendering them unusable.

ACTION      Change either the class name, or the number of devices in the class. This must be done in SYSGEN for local devices (those configured in SYSGEN), and in NMMGR for DCC devices (those configured in NMMGR).

---

0415      MESSAGE      **\*\*warning\*\* docc devices in class ! degraded to mode !**

CAUSE      Attempting to share a class with NMMGR has caused the mode requested by NMMGR to be degraded to the given mode.

ACTION      If you feel the class should accept NMMGR's mode, use the LCLASS command to determine that devices are in the class—a device of a different type would cause the class to reject NMMGR's mode. Remove any such devices from the class, or change the class name that NMMGR is using by running NMMGR.

---

0416      MESSAGE      **\*\*warning\*\* class ! won't accept dcc's mode of ! anymore**

CAUSE      In determining the mode of a class, devices configured by SYSGEN always take precedence. If a device is added to a class that is shared with NMMGR, and the new device causes the class to become incompatible with the DCC devices, the mode of the DCC devices is rejected. The DCC devices with the given class are not configured when the system is rebooted, rendering them inoperable.

ACTION      Either remove the device that caused the incompatibility, or change the class name of the DCC device in NMMGR.

---

0417      MESSAGE      **\*\*warning\*\* dcc devices degrade class ! to mode !**

CAUSE      Although the doc devices are able to share this class with SYSGEN, their presence degrades access to SYSGEN's devices.

ACTION      Either change the class name of the DCC devices in NMMGR, or else remove any local devices from the class whose mode is not compatible with the DCC devices.

---

---

0418	MESSAGE	<b>**warning**</b> language localized string "USER" too long
	CAUSE	When this catalog was language localized, the string "USER" in message 351 was replaced with a string that is too long to fit into SYSGEN's I/O display format.
	ACTION	Contact your software personnel responsible for maintaining system files.

---

0419	MESSAGE	<b>**warning**</b> Class ! already exists
	CAUSE	User is trying to add class !, and it already exists.
	ACTION	To modify an existing class, use the MCLASS command.

---

0420	MESSAGE	<b>**warning**</b> Class ! already exists--class mode ignored
	CAUSE	When adding a device with ADEV, the mode of the class(es) specified may be given with the CMODE parameter; however, it is ignored if the class already exists.
	ACTION	Enter the LCLASS command to verify that the class exists and to verify that LDEVs are associated with the class name.

---

0421	MESSAGE	<b>**warning**</b> level parameter ignored-path parameter used instead.
	CAUSE	If both the LEVEL= and PATH= parameters are given in the LPATH command, only the PATH= parameter is used to determine that path to list.
	ACTION	None required.

---

0422	MESSAGE	<b>**warning**</b> mgrname parameter ignored--path parameter used instead.
	CAUSE	If both the MGR= and PATH= parameters are given in the LPATH command, only the PATH= parameter is used to determine that path to list.
	ACTION	None required.

---

0425	MESSAGE	<b>**warning**</b> The correct delimiter at this level is a "!"
	CAUSE	In specifying a path, all bus converters must be followed by a "/", while all other devices and adapters must be followed with a ".". SYSGEN knows what the appropriate delimiter is, and warns the user.
	ACTION	None required. SYSGEN replaces the incorrect delimiter.

---

---

0426	MESSAGE	Path (up to this level) changed to !
	CAUSE	Issued with previous to indicate what the correct path is.
	ACTION	None required. SYSGEN has replaced the incorrect delimiter.

---

0430	MESSAGE	<b>**warning** iopath ! (from DCC) does not exist</b>
	CAUSE	The channel adapter (and possibly the bus converter(s) for the path given by NMMGR for either the DCC device adapter or the NM device adapter has not been defined in SYSGEN. This causes the configuration of the DCC devices to fail. This message also occurs when SYSGEN is being used to create a configuration for a system with devices at different addresses (for example, running SYSGEN on a 935 to create a 950 configuration).
	ACTION	If the configuration is intended for the current machine, add the appropriate channel adapter(s) and bus converter(s). If the configuration is intended for another machine, make sure that the channel adapters and bus converters are set up correctly for that machine. If you are also creating an NMMGR configuration for the target machine, SYSGEN can be told to use that configuration for validation purpose by issuing the RDCC command in the SYSDATA configurator.

---

0431	MESSAGE	<b>**warning** path ! (from DCC) has a bad component (too large, or non-numeric)</b>
	CAUSE	The path specified in NMMGR for either the DCC devices or the NS devices is invalid. It might be either too large, or nonnumeric.
	ACTION	Change the path from within NMMGR to be valid.

---

0432	MESSAGE	<b>**warning** path name (from DCC) too long</b>
	CAUSE	It is possible, though unlikely, that the path specified from within NMMGR is too long to fit into SYSGEN's data structures.
	ACTION	Shorten the path from within NMMGR.

---

0440	MESSAGE	<b>**warning** OUTDEV must equal LDEV: Correct value used</b>
	CAUSE	The output device must equal the input device for all terminal devices. The LDEV number entered on the ADEV or MDEV command is considered the input device for terminals.
	ACTION	None required. SYSGEN has used the correct value.

---

---

0441	MESSAGE	<b>**warning**</b> OUTDEV must be zero (0): Correct value used
	CAUSE	All devices except for terminals and the streams device(s) must have an output device of zero.
	ACTION	None required. SYSGEN has used the correct value.

---

1000	MESSAGE	<b>**error**</b> class ! already exists
	CAUSE	The class name you have entered already exists.
	ACTION	Enter the LCLASS command to verify that the class exists and to verify that LDEVs are associated with the class name. If you were adding a class prior to adding a device, use the ADEV command to add the device and enter a name in the CLASS= parameter to associate the device with a class name (other than the system default).

---

1001	MESSAGE	<b>**error**</b> classname does not exist
	CAUSE	You are trying to delete or modify a class name that does not exist.
	ACTION	Use the LCLASS command to display existing class names and associated devices.

---

1002	MESSAGE	<b>**error**</b> new volume name already exists
	CAUSE	The volume name you are adding through the AVOL command or the name you designate as the new volume name through the MVOL command already exists.
	ACTION	Use the LVOL command to view existing volume names. Choose an unused volume name.

---

1003	MESSAGE	<b>**error**</b> can't read I/O volume configuration file
	CAUSE	SYSGEN cannot read the configuration data file IOVOLP. The program terminates.
	ACTION	Refer to the file system error for action to take.

---

1004	MESSAGE	<b>**error**</b> can't modify I/O volume configuration
	CAUSE	SYSGEN cannot read the configuration data file IOVOLP. The program terminates.
	ACTION	Refer to the file system error for action to take.

---



---

1005	MESSAGE	<b>**error** volume name does not exist</b>
	CAUSE	The volume name you try to list, modify or delete as the name designed in the volume parameter of the LVOL, MVOL, or DVOL command does not exist.
	ACTION	Use the LVOL command without a parameter to display all existing volume names. Choose an existing name for the modify or delete operation.

---

1006	MESSAGE	<b>**error** can't add volume to I/O configuration</b>
	CAUSE	SYSGEN cannot write the configuration data file IOVOLP. The program terminates.
	ACTION	Refer to the file system error for action to take.

---

1007	MESSAGE	<b>**error** ldev ! is reserved for system console</b>
	CAUSE	The LDEV you chose to add through the ADEV or AVOL command or use as a new device number in the MDEV or MVOL command is the LDEV reserved for the system console.
	ACTION	Chose another unassigned LDEV for adding or modifying a local device or volume.

---

1008	MESSAGE	<b>**error** ldev is already assigned to configured volume</b>
	CAUSE	The LDEV you chose to add through the AVOL command or use as a new device in the MVOL command is already assigned to a configured volume.
	ACTION	Chose another unassigned LDEV for the new or modified volume.

---

1009	MESSAGE	<b>**error** can't read Ioldev configuration file</b>
	CAUSE	SYSGEN cannot read the configuration data file IOLDEVP. The program terminates.
	ACTION	Refer to the file system error for action to take.

---

1010	MESSAGE	<b>**error** can't read Ioclass configuration file</b>
	CAUSE	SYSGEN cannot read the configuration data file IOCLASSP. The program terminates.
	ACTION	Refer to the file system error for action to take.

---

1011	MESSAGE	<b>**error** can't reset Ioldev file</b>
------	---------	--

---

---

1012	MESSAGE	<b>**error** can't reset Ioclass file</b>
------	---------	---

---

1013	MESSAGE	<b>**error** can't reset Iovolume file</b>
------	---------	--

---

1015	MESSAGE	<b>**error** A device can only have ! volume classes.</b>
	CAUSE	Too many volume classes have been assigned to a volume through the CLASS= parameter.
	ACTION	Limit the number of volume classes to the number that appears in the message.

---

1016	MESSAGE	<b>**error** A device can only have ! classes.</b>
	CAUSE	Too many classes have been assigned to an LDEV through the CLASS= parameter.
	ACTION	Limit the number of classes to the number that appears in the message.

---

1017	MESSAGE	<b>**error** can't write to Ioldev configuration file</b>
------	---------	---

---

1018	MESSAGE	<b>**error** unknown device type</b>
	CAUSE	The device type entered in the TYPE= parameter is unsupported, or incorrectly specified.
	ACTION	Verify the type has been entered correctly, and is an HP-supported device. The file IODFAULT.PUB.SYS contains all currently supported devices. If your device is not in IODFAULT, you must add it as a USER device. Hewlett-Packard only supports devices in the IODFAULT file.

---

1019	MESSAGE	<b>**error** device mode too long</b>
------	---------	---------------------------------------

---

1020	MESSAGE	<b>**error** illegal device mode for this device</b>
	CAUSE	The device mode entered in the MODE= parameter is not appropriate for this particular device.
	ACTION	Enter an appropriate mode. If necessary, check the IODFAULT file for permissible modes.

---

---

1021	MESSAGE	<b>**error**</b> This device is not supported.
	CAUSE	You have entered a product identification that does not exist in IODFAULT.PUB.SYS. Usually, the error is a simple entry mistake.
	ACTION	Enter the proper Hewlett-Packard product IDs. If necessary, check for supported product IDs.

---

1022	MESSAGE	<b>**error**</b> iopath level mismatch
	CAUSE	In specifying the MADDRESS command, the paths of the FROM= and TO= parameters have different levels, for example, MA 8.4.8 4.2. Usually, an entry mistake.
	ACTION	Correct the path entry

---

1023	MESSAGE	<b>**error**</b> can't find record in Ioldev configuration file
	CAUSE	SYSGEN cannot find a particular record in the configuration data file. The program terminates.
	ACTION	Refer to the file system error for action to take.

---

1024	MESSAGE	<b>**error**</b> # new devices must watch # old devices
------	---------	---

---

1025	MESSAGE	<b>**error**</b> can't update record in Ioldev configuration file
------	---------	---

---

1026	MESSAGE	<b>**error**</b> can't open I/O default file
------	---------	--

---

1027	MESSAGE	<b>**error**</b> iopath already exists
------	---------	--

---

1029	MESSAGE	<b>**error**</b> missing physical file for physical manager
------	---------	---

---

1030	MESSAGE	<b>**error**</b> missing physical manager for physical file
------	---------	---

---

1031	MESSAGE	<b>**error**</b> missing logical file for logical manager
------	---------	---

---

1032	MESSAGE	<b>**error**</b> missing logical manager for logical file
------	---------	---

---

1034	MESSAGE	<b>**error**</b> iopath does not exist
------	---------	--

---

---

1037	MESSAGE	**error** manage ! is not in the configuration
------	---------	--

---

1038	MESSAGE	**error** physical manager does not exist.
------	---------	--

---

1039	MESSAGE	**error** logical manager does not exist
------	---------	--

---

1040	MESSAGE	**error** can't write to Iopath configuration file
------	---------	--

---

1041	MESSAGE	**error** can't delete I/O path.
------	---------	----------------------------------

---

1042	MESSAGE	**error** can't find record in Iopath configuration file
------	---------	--

---

1043	MESSAGE	**error** can't update Iopath configuration file
------	---------	--

---

1044	MESSAGE	**error** can't read from Iopath configuration file
------	---------	---

---

1045	MESSAGE	**error** can't open I/O default file
------	---------	---------------------------------------

---

1046	MESSAGE	**error** I/O default file does not exist
------	---------	---

---

1047	MESSAGE	**warning** ldev ! already has ! classnames.
------	---------	--

---

1048	MESSAGE	class '!' cannot be added to it.
------	---------	----------------------------------

---

1049	MESSAGE	**error** iopath must be added in an hierarchical order
------	---------	---

---

1050	MESSAGE	I/O path specified has pending devices.
------	---------	---

---

1051	MESSAGE	Want to delete all of them (yes/no) ?
------	---------	---------------------------------------

---

1052	MESSAGE	** no iopath is deleted **
------	---------	----------------------------

---

1053	MESSAGE	**error** this iopath has no logical device manager
------	---------	---

---

---

1054	MESSAGE	**error** manager '!' currently used.
------	---------	---------------------------------------

---

1055	MESSAGE	it cannot be deleted
------	---------	----------------------

---

1056	MESSAGE	**error** ldev is not yet configured
------	---------	--------------------------------------

---

1057	MESSAGE	**error** ldev is not a disc
------	---------	------------------------------

---

1058	MESSAGE	**error** ldev ! is configured as a system volume.
------	---------	--

---

1059	MESSAGE	it cannot be deleted
------	---------	----------------------

---

1060	MESSAGE	**error** ldev ! already exists
------	---------	---------------------------------

---

1061	MESSAGE	**warning** ldev ! does not exist
------	---------	-----------------------------------

---

1062	MESSAGE	it must be replaced with a disc type device
------	---------	---

---

1063	MESSAGE	**error** iopath is currently referenced by a configured ldev
------	---------	---

---

1064	MESSAGE	it cannot be deleted
------	---------	----------------------

---

1065	MESSAGE	**error** iopath ! is currently referenced by a configured ldev
------	---------	---

---

1066	MESSAGE	**error** ldev ! must be the system disc
------	---------	--

---

1067	MESSAGE	**error** ldev ! must be the system console
------	---------	---

---

1069	MESSAGE	**error** invalid mode parameter
------	---------	----------------------------------

---

1071	MESSAGE	*error** iopath is already assigned
------	---------	-------------------------------------

---

---

1072	MESSAGE	**error** please specify an associated manager
------	---------	--

---

1076	MESSAGE	**error** iopath ! does not exist
------	---------	-----------------------------------

---

1077	MESSAGE	**error** can't delete system console
------	---------	---------------------------------------

---

1078	MESSAGE	**error** can't delete system disc
	CAUSE	You are attempting to delete the system disk through the DDEV command by referencing its LDEV number, product identification, or class. The system volume (MASTER) cannot be deleted from the configuration.
	ACTION	Reenter the command, if you want to delete a device other than the system disk or another system volume (MEMBERx), without referencing a configured disc's LDEV, product identification, or class.

---

1079	MESSAGE	**error** can't delete system tape drive
	CAUSE	You are attempting to delete the system tape drive through DDEV command by referencing its LDEV number, product identification, or class.
	ACTION	Reenter the command, if you want to delete a device other than the system tape drive.

---

1080	MESSAGE	**error** must specify volume member name
	CAUSE	The VNAME parameter is omitted from the DVOL, MVOL, or AVOL command.
	ACTION	Specify a volume name.

---

1081	MESSAGE	**error** ldev ! is already configured as the system master volume
	CAUSE	You are attempting to add a device with an LDEV that has already been configured as the system master volume.
	ACTION	Assign the device to another LDEV.

---

---

1082	MESSAGE	<b>**error** can't delete the system master volume</b>
	CAUSE	You are attempting to delete the system master volume that is not allowed.
	ACTION	Reenter the command, if you want to delete a device other than the system master volume or any other system member volume (MEMBERx), without referencing a configured system's LDEV, product identification, or class.

---

1083	MESSAGE	<b>**error** can't modify this parameter of the system master volume</b>
	CAUSE	You are attempting to modify a parameter of the system master volume's identification and control elements that is fixed and protected by the system.
	ACTION	Reenter the command if you wish to modify a nonprotected parameter.

---

1087	MESSAGE	<b>**error** this path has an associated ldev</b>
	CAUSE	This message occurs when the iopath you attempt to delete or modify has a configured device or a sublevel contains a device that would be deleted.
	ACTION	Use the LPATH command and LEVEL= parameter to list paths and associated devices. Base your action on the information.

---

1188	MESSAGE	<b>**error** Can't read from default file</b>
	CAUSE	SYSGEN, for whatever reason, cannot read the default configuration file IODFAULT.PUB.SYS. Program dies.
	ACTION	Refer to the file system error for action to take.

---

1090	MESSAGE	<b>**error** outdev is too long</b>
	CAUSE	This message appears when you enter a value that is too long for the OUTDEV= parameter, or one that has been added to IODFAULT.PUB.SYS.
	ACTION	Enter a new value of acceptable length. Contact the software personnel responsible for maintaining the system file.

---

---

1091	MESSAGE	<b>**error** manager name is too long</b>
	CAUSE	The manager name that you entered exceeds the acceptable number of characters for the string.
	ACTION	Enter a shorter name for your manager name.

---

1092	MESSAGE	<b>**error** bad default file</b>
	CAUSE	There is a problem with the default configuration file IODFAULT.PUB.SYS. The file has been edited and an error has occurred. SYSGEN does not accept the device operation.
	ACTION	Contact the software personnel responsible for updating and maintaining this file.

---

1093	MESSAGE	<b>**error** default file records too long</b>
	CAUSE	A device has been added to the IODFAULT.PUB.SYS file, and the entry of one or more records exceeds the acceptable maximum. SYSGEN does not accept the device operation.
	ACTION	Contact the software personnel responsible for updating and maintaining this file.

---

1094	MESSAGE	<b>**error** name too long in default file</b>
	CAUSE	The device name, manager, or mode entry added to IODFAULT.PUB.SYS is too long. SYSGEN does not accept the device operation.
	ACTION	Contact the software personnel responsible for updating and maintaining this file.

---

1095	MESSAGE	<b>**error** invalid integer in default file</b>
	CAUSE	An invalid numeric value has been added to IODFAULT.PUB.SYS. SYSGEN does not accept the device operation.
	ACTION	Contact the software personnel responsible for updating and maintaining this file.

---

1096	MESSAGE	<b>**error** couldn't write to internal default file</b>
	CAUSE	For whatever reason, SYSGEN cannot write the device information to the internal default file. Program dies.
	ACTION	See the file system error for the action to take.

---



---

1097	MESSAGE	<b>**error** nonexistent volume: !</b>
	CAUSE	The volume name entered is not recognized by the system. (Misspelled?)
	ACTION	Correct and reenter the command.

---

1100	MESSAGE	<b>**error** path ! has no periods in it</b>
	CAUSE	The referenced path has been improperly entered. SYSGEN requires periods as separators in the path definition to be able to check the components in the path.
	ACTION	Reenter the path specification.

---

1101	MESSAGE	<b>**error** path ! ends in a period</b>
	CAUSE	The referenced path is incomplete and ends in a period, or has an extra period.
	ACTION	Reenter the path for the operation.

---

1102	MESSAGE	<b>**error** path ! has a bad component (too large, or non-numeric)</b>
	CAUSE	The iopath that you entered contains an alphabetic or special symbol, a number that is too large, or some other entry that cannot be recognized.
	ACTION	Reenter the path.

---

1103	MESSAGE	<b>**error** path name too long</b>
	CAUSE	The path you have entered has too many levels.
	ACTION	Reenter the path.

---

1104	MESSAGE	<b>**error** path ! already exists .</b>
	CAUSE	You are trying to add a path or device that already exists.
	ACTION	Use the LPATH command and necessary level to list the existing paths. If necessary, use the LDEV command to list associated devices.

---

---

1105	MESSAGE	<b>**error** mode 'NONE' can't be used with other modes</b>
	CAUSE	The device mode <b>NONE</b> cannot be used with other modes when more than one mode is assigned to a device.
	ACTION	Either add or modify the device and assign <b>NONE</b> as the only mode or enter the proper modes.

---

1106	MESSAGE	<b>**error** % permanent + % transient must be at lease 100 percent</b>
	CAUSE	The total amount of permanent and transient space assigned to a volume must be at least 100 percent.
	ACTION	Increase either the transient or permanent percentage until the sum is 100 percent.

---

1107	MESSAGE	<b>**error** Class name ! is too long.</b>
	CAUSE	The class name entered exceeds either characters.
	ACTION	Reduce the number of characters in the class name.

---

1109	MESSAGE	<b>**warning** SYSGEN and NMMGR configuration conflict!</b>
	CAUSE	There is a conflict between SYSGEN's local configuration and NMMGR's remote configuration. This can occur over LDEVs, classes, and iopaths. SYSGEN displays a subsequent message as to the specific problem.
	ACTION	If the conflicts are not resolved through either the local or remote configuration, the conflicting NMMGR devices, classes, or paths are discarded. In this case, several devices can be removed from the network configuration. Resolve the conflicts either through SYSGEN or NMMGR.

---

1115	MESSAGE	<b>keep configuration anyway (yes/no)?</b>
	CAUSE	Some error has occurred, but SYSGEN is giving you the option to either save the work you have done or discard the changes and start over.
	ACTION	Enter <b>YES</b> if you wish to save, or <b>NO</b> if not.

---

1116	MESSAGE	<b>**error** can't delete NMMGR devices from SYSGEN</b>
	CAUSE	You are attempting to delete a device assigned by NMMGR. SYSGEN cannot add, delete, or modify NMMGR devices.
	ACTION	Delete the device through NMMGR.

---

---

1118	MESSAGE	<b>**error** can't update iovol file</b>
	CAUSE	For whatever reason, SYSGEN cannot update the IPVOLP configuration data file. Program dies.
	ACTION	Refer to the file system error for the action to take.

---

1121	MESSAGE	<b>**error** Bad device number (!) in ioldev file</b>
	CAUSE	The LDEV number found in the file does not fit into a 16-bit integer field.
	ACTION	Return to a known good set of configuration files.

---

1122	MESSAGE	<b>**error** can't delete NMMGR classes from SYSGEN</b>
	CAUSE	Classes with the type NMMGR are displayed for reference only and cannot be changed or deleted through SYSGEN.
	ACTION	Run NMMGR to remove the class.

---

1123	MESSAGE	<b>**error** can't write ioclass file</b>
	CAUSE	FWRITE failed to write to IOCLASSP file.
	ACTION	Refer to file system message, also returned.

---

1124	MESSAGE	<b>**error** SYSGEN ans NMMGR are both using class !</b>
------	---------	--

---

1125	MESSAGE	<b>**error** SYSGEN and NMMGR are both using ldev !</b>
	CAUSE	There is an LDEV conflict between SYSGEN's local configuration and NMMGR's remote configuration. SYSGEN displays a subsequent message as to the specific problem. For example, SYSGEN and NMMGR are both using LDEV 38.
	ACTION	Change the LDEV for either the SYSGEN device through the I/O configurator or the NMMGR device. If the LDEV is not changed, SYSGEN's device is used, and the remote device is logically removed from the overall configuration.

---

---

1126	MESSAGE	<b>**error** SYSGEN and NMMGR are both using path !</b>
	CAUSE	There is a path conflict between SYSGEN's local configuration and NMMGR's remote configuration. SYSGEN displays a subsequent message as to the specific problem. For example, SYSGEN and NMMGR are both using LDEV 38.
	ACTION	Change the path for either the SYSGEN device through the I/O configurator or NMMGR. If the path is not changed, SYSGEN's device is used and the remote device is logically removed from the overall configuration.

---

1127	MESSAGE	<b>**error** FFIND failed on iopath file</b>
	CAUSE	SYSGEN has encountered an internal system error in attempting to initialize the processing of the iopath configuration file.
	ACTION	Contact the software personnel responsible for updating and maintaining these files.

---

1130	MESSAGE	<b>**error** can't change path ! to !</b>
	CAUSE	The iopath you are modifying as the T0= parameter already exists and has an assigned device, or does not exist and needs to be added in hierarchical order. The iopaths entered as FROM= and T0= are in conflict.
	ACTION	As this normally occurs from an entry mistake, reenter the proper path(s); otherwise, use the APATH command to add the iopath structure.

---

1131	MESSAGE	<b>**warning** path not changed for ldev !</b>
	CAUSE	The iopath for the device referenced cannot be changed to the new path, for whatever reason.
	ACTION	Enter a new iopath that exists and does not have an assigned device or use the APATH command to add the iopath structure in proper level sequence.

---

1133	MESSAGE	<b>**error** can't delete NMMGR paths from SYSGEN</b>
	CAUSE	An NMMGR path, once defined through NMMGR and set through the SYSDATA RDCC command, cannot be deleted through the I/O configurator DPATH command.
	ACTION	None.

---

---

1134	MESSAGE	<b>**error** can't change NMMGR paths from SYSGEN</b>
	CAUSE	An NMMGR path, once defined through NMMGR and set through the SYSDISK RDCC command, cannot be modified through the I/O configurator MPATH command.
	ACTION	None.

---

1135	MESSAGE	<b>NMMGR path ! is incomplete</b>
	CAUSE	Usually, this is caused by setting an improper file as the remote configuration file through the SYSGEN configurator RDCC command. Currently, the message reads NMMGR path 9.0 is incomplete.
	ACTION	Through RDCC, designate a valid remote configuration file.

---

1136	MESSAGE	<b>**error** Volume configuration is corrupted!</b>
	CAUSE	The permanent configuration data file IOVLP contains an error as displayed. The error occurs from the previous configuration KEEP or through an improper addition to IODFAULT.PUB.SYS. Specific details are in subsequent messages.
	ACTION	Contact the software personnel responsible for updating and maintaining these files.

---

1137	MESSAGE	<b>ldev ! is invalid</b>
	CAUSE	This message furnishes the LDEV identity of the previous volume configuration corruption message.
	ACTION	See the volume configuration corruption message.

---

1138	MESSAGE	<b>!% transient is invalid</b>
	CAUSE	This message gives the transient percentage of the previous volume configuration corruption message.
	ACTION	See the volume configuration corruption message.

---

1139	MESSAGE	<b>!% permanent is invalid</b>
	CAUSE	This message gives the permanent percentage of the previous volume configuration corruption message.
	ACTION	See the volume configuration corruption message.

---

---

1140	MESSAGE	<b>**error** Ldev configuration is corrupted!</b>
	CAUSE	The permanent configuration data file IOLDEV is corrupted. The problem is the record size, that was probably assigned through the previous configuration change or through an improper addition to IODFAULT.PUB.SYS.
	ACTION	Contact the software personnel responsible for updating and maintaining these files.

---

1141	MESSAGE	<b>rsize ! is invalid</b>
	CAUSE	This message, following the LDEV configuration corruption gives the record size in question.
	ACTION	Go back to a known good configuration. If the problem recurs, contact SE.

---

1142	MESSAGE	<b>**error** Path configuration is corrupted!</b>
	CAUSE	The permanent configuration data file IOPATH contains an error as displayed. The error occurs from the previous configuration KEEP or through an improper addition to IODFAULT.PUB.SYS. Specific details are in additional messages.
	ACTION	Contact the software personnel responsible for updating and maintaining these files.

---

1143	MESSAGE	<b>physical manager priority of ! is invalid</b>
	CAUSE	This message gives the physical manager's priority, that is being questioned.
	ACTION	See the path configuration corruption message above.

---

1144	MESSAGE	<b>! max. expected concurrent I/Os is invalid</b>
	CAUSE	This message gives the maximum number of concurrent I/Os, that is being questioned.
	ACTION	See the path configuration corruption message above.

---

1145	MESSAGE	<b>**error** Class configuration is corrupted!</b>
	CAUSE	The number of DCC devices field has been corrupted in IOCLASSP.
	ACTION	Go back to a known good configuration. If problem recurs, contact SE.

---

---

1146	MESSAGE	<b>**error** USER device requires all parameters!</b>
	CAUSE	You have omitted one or more parameters.
	ACTION	Reenter command with all parameters.

---

1147	MESSAGE	<b>**error** Can't change to id=!</b>
	CAUSE	You cannot change the ID to this value. Most often USER.
	ACTION	Reenter command with proper ID= parameter.

---

1150	MESSAGE	<b>**error** Can't seek to beginning of ioclass file</b>
	CAUSE	SYSGEN encountered an internal system error in attempting to initialize the ioclass configuration file for processing.
	ACTION	Contact the software personnel responsible for updating and maintaining these files.

---

1153	MESSAGE	<b>**error** Couldn't determine appropriate class mode for ldev !</b>
	CAUSE	SYSGEN has encountered an internal system error in attempting to obtain the class and mode from the ioclass configuration file.
	ACTION	Contact the software personnel responsible for updating and maintaining these files.

---

1154	MESSAGE	<b>**error** Class ! can't accept ldev !--incompatible modes</b>
	CAUSE	You have attempted to include a device whose mode is incompatible with the other devices in this class.
	ACTION	Reenter the command without the device under question.

---

1155	MESSAGE	<b>**error** Class ! can't accept mode !</b>
	CAUSE	You have attempted to add a mode that is incompatible with some or all the devices in this class.
	ACTION	Review the conflict and reenter the command with the proper <b>MODE=</b> parameter.

---

1156	MESSAGE	<b>**error** Too many devices in class !--device not added</b>
	CAUSE	A device class can only hold so many devices—currently 255.
	ACTION	Remove other devices from class, or create a new class.

---

---

1157	MESSAGE	<b>**error** class info is corrupt (class !)</b>
	CAUSE	The records of the IOCLASS configuration file, that contains the information for this LDEV, is corrupted.
	ACTION	Contact the software personnel responsible for updating and maintaining these files.

---

1158	MESSAGE	<b>**error** Class VTERM is reserved</b>
	CAUSE	You cannot assign this name to a class. The system has reserved its usage for a special purpose.
	ACTION	Reenter the command with another name for the class.

---

1159	MESSAGE	<b>**error** Class ! is reserved and cannot be deleted</b>
	CAUSE	You have attempted to delete a class that the system has reserved for its special purpose.
	ACTION	None.

---

1160	MESSAGE	<b>**error** Class ! is reserved and cannot be changed</b>
	CAUSE	You have attempted to modify a class that the system has reserved for its own special purpose.
	ACTION	None.

---

1161	MESSAGE	<b>**error** Can't create class ! with mode !--class not added</b>
	CAUSE	You have attempted to create a class with an inconsistent mode. SYSGEN does not accept the class operation.
	ACTION	Review the conflict and reenter the command with the proper mode.

---

1162	MESSAGE	<b>**error** ldev ! does not exist</b>
	CAUSE	You have attempted to add an LDEV to this class that does not exist.
	ACTION	Reenter command with a proper LDEV number.

---



---

1163	MESSAGE	<b>**error** class file or DCC mode bad--mode is !</b>
	CAUSE	SYSGEN's class file is in conflict with NMMGR's configuration file. The displayed mode is in question.
	ACTION	Contact software personnel responsible for updating and maintaining these configuration files.

---

1164	MESSAGE	<b>**error** Can't remove class ! from device !</b>
	CAUSE	You are attempting to delete a class from a device, that could cause the system not to be able properly determine its function.
	ACTION	Contact software personnel responsible for updating and maintaining this file.

---

1165	MESSAGE	<b>**error** mpe type only configurable for USER devices</b>
	CAUSE	These device types are only associated with the 'classic' 16-bit HP 3000 systems and are honored only to support those programs ported over from those systems. Therefore, they are restricted to USER devices.
	ACTION	Assigned to USER devices or contact software personnel who is responsible for maintaining these file for advice.

---

1166	MESSAGE	<b>**error** mpe subtype only configurable for USER devices</b>
	CAUSE	These device subtypes are only associated with the 'classic' 16-bit HP 3000 systems and are honored only to support those programs ported over from those systems. Therefore, they are restricted to USER devices.
	ACTION	Assigned to USER devices or contact software personnel who is responsible for maintaining these file for advice.

---

1167	MESSAGE	<b>**error** MODE=NLIO not configurable for this device</b>
	CAUSE	Setting MODE equal to NLIO is allowed only for printers and terminals. You probably set it for a different device.
	ACTION	Check the configuration and specify an appropriate device.

---

1170	MESSAGE	<b>**error** Use the adev command to add devices</b>
	CAUSE	You have attempted to add a device that has not been defined through the parameters to this command.
	ACTION	Add the device prior to using this command.

---

---

1171	MESSAGE	<b>**error**</b> Can't change this path to be a device
	CAUSE	You have attempted to change a path designation to be a device. SYSGEN does not accept the operation.
	ACTION	None.

---

1172	MESSAGE	<b>**error**</b> Can't change ldevs to paths or paths to ldevs
	CAUSE	You have attempted to interchange LDEVs and paths. SYSGEN does not accept the operation.
	ACTION	Reenter the command with the proper parameters.

---

1173	MESSAGE	<b>**error**</b> Use the mdev command to modify devices
	CAUSE	You have attempted to change some of the device configuration elements within this command. SYSGEN does not accept the operation.
	ACTION	None.

---

1180	MESSAGE	<b>**error**</b> OUTDEV invalid
	CAUSE	You have attempted to designate a device that is incompatible with OUTDEV requirements. SYSGEN does not accept the operation.
	ACTION	Reenter the command with the proper device.

---

**Miscellaneous (MISC) Configurator Messages**

---

0500	MESSAGE	<b>**warning**</b> # of rins must be at least !--misc value changed.
	CAUSE	You have requested a number of RINs that is below the minimum.
	ACTION	Reenter the command with the minimum value.

---

0501	MESSAGE	<b>**warning**</b> # of global rins must be at least !—misc value changed.
	CAUSE	You have requested a number global RINs that is less than the minimum.
	ACTION	Reenter the command with the minimum value.

---

---

0502	MESSAGE	<b>**warning** rin ! does not exist</b>
	CAUSE	You have entered a RIN that the system does not recognize.
	ACTION	Reenter the command with the proper RIN.

---

0503	MESSAGE	<b>**warning** Unless you've made a tape, any rins</b>
	CAUSE	This warning is to let you know that the deleted RINs only disappear upon a system update.
	ACTION	Create boot tape and update the system.

---

0504	MESSAGE	you've deleted will no longer be deleted.
	CAUSE	This is the second half of message above.
	ACTION	None.

---

0510	MESSAGE	<b>**warning** default NM stack size cannot be greater than maximum.</b>
	CAUSE	You have requested a default native mode stack size that is greater than the specified maximum value.
	ACTION	Either reenter the command with a valid stack size or set to the maximum.

---

0511	MESSAGE	<b>**warning** default CM stack size cannot be greater than maximum.</b>
	CAUSE	You have requested a default compatibility mode stack size that is greater than the specified maximum value.
	ACTION	Either reenter the command with a valid stack size or set to the maximum.

---

0512	MESSAGE	<b>**warning** default HEAP size cannot be greater than maximum.</b>
	CAUSE	You have requested a default heap size greater than the specified maximum value.
	ACTION	Either reenter the command with a valid heap size or set to the maximum.

---

0514	MESSAGE	fault reduced to !
	CAUSE	This message displays resulting default for message above.
	ACTION	None.

---

---

0523	MESSAGE	<b>**warning**</b> DEFAULT NM STACK must be a multiple of 4096. New value is !.
	CAUSE	The nm parameter must be a multiple of 4096 (page_size).
	ACTION	SYSGEN has rounded DEFAULT NM STACK up to next multiple of 4096. No further action required.

---

0524	MESSAGE	<b>**warning**</b> MAXIMUM NM STACK must be a multiple 4096. New value is !.
	CAUSE	The maxnm parameter must be a multiple of 4096 (page_size).
	ACTION	SYSGEN has rounded MAXIMUM NM STACK up to next multiple of 4096. No further action required.

---

0525	MESSAGE	<b>**warning**</b> DEFAULT HEAP must be a multiple of 4096. New value is !.
	CAUSE	The heap parameter must be a multiple of 4096 (page_size).
	ACTION	SYSGEN has rounded DEFAULT HEAP up to next multiple of 4096. No further action required.

---

0526	MESSAGE	<b>**warning**</b> MAXIMUM NM HEAP must be a multiple of 4096. New value is !.
	CAUSE	The maxheap parameter must be a multiple of 4096 (page_size).
	ACTION	SYSGEN has rounded MAXIMUM NM HEAP up to next multiple of 4096. No further action required.

---

1000	MESSAGE	<b>**error**</b> can't read MISC configuration data
	CAUSE	SYSGEN encountered an error in trying to read the miscellaneous configuration data file.
	ACTION	Refer to the file system error.

---

1001	MESSAGE	<b>**error**</b> system ID too long
	CAUSE	You have entered a system ID that has too many characters. The limit is eight.
	ACTION	Reenter the command with the proper system ID value.

---

---

1005	MESSAGE	<b>**error** can't display parameter ! in misc display table</b>
	CAUSE	SYSGEN has encountered an error in trying to display this parameter from the miscellaneous configuration data file.
	ACTION	Contact software personnel responsible for updating and maintaining these files.

---

1007	MESSAGE	<b>**error** prompt too long</b>
	CAUSE	You have requested a string for the prompt that has too many characters for the configuration file entry.
	ACTION	Reenter the command with a shorter string.

---

1008	MESSAGE	<b>**error** Can't get an extra data segment for rin table</b>
	CAUSE	Same as message.
	ACTION	Refer to system error message for action.

---

1009	MESSAGE	<b>**error** Can't initialize extra data segment for rin table</b>
	CAUSE	SYSGEN has encountered an internal system error in attempting to initialize the new space granted for RIN table expansion.
	ACTION	Refer to system or file system error for action.

---

1010	MESSAGE	<b>**error** Can't list rins</b>
	CAUSE	SYSGEN has encountered a system error in trying to list the RINs as requested.
	ACTION	Refer to system error or file system error message for the action to undertake.

---

1011	MESSAGE	<b>**error** Can't alter extra data segment for rin table</b>
	CAUSE	SYSGEN has encountered an internal system error in trying to make changes in the new area of the RIN table.
	ACTION	Refer to system error message for the action.

---

1012	MESSAGE	<b>**error** Can't read from extra data segment for rin table</b>
	CAUSE	SYSGEN has encountered a system error in trying to read the RIN table in trying to process your command.
	ACTION	Refer to the system or file system error for the action.

---

---

1013	MESSAGE	**error** Can't free extra data segment for rin table
	CAUSE	SYSGEN has encountered a system error in trying to release a portion of the RIN table in trying to process your command.
	ACTION	Refer to the system error for the action.

---

1014	MESSAGE	**error** Can't get rin table size from extra data segment
	CAUSE	SYSGEN has encountered as error in trying to obtain the RIN table size while processing your command.
	ACTION	Refer to the system error for action.

---

1020	MESSAGE	**error** can't write MISC configuration data
	CAUSE	SYSGEN has encountered an error while trying to write to the miscellaneous configuration data file.
	ACTION	Refer to the system or file systems error for action.

---

1021	MESSAGE	**error** Only the factory can change this.
	CAUSE	You have attempted to change an item in the miscellaneous configuration data that is reserved for factory maintenance.
	ACTION	None.

---

1025	MESSAGE	**error** sysprompt string in MISC configuration corrupt!
	CAUSE	SYSGEN has encountered an error in trying to obtain the system prompt string value.
	ACTION	Contact software personnel responsible for updating and maintaining these files.

---

1026	MESSAGE	**error** ciprompt string in MISC configuration corrupt!
------	---------	--

---

1030	MESSAGE	**error** configuration files incompatable with this version of SYSGEN
------	---------	--

---

1031	MESSAGE	SYSGEN version = ! Config files version = !
------	---------	---

---

---

## Logging (LOG) Configurator Messages

---

0500      MESSAGE      **\*\*warning\*\*** of logging processes is smaller than LID table.

         CAUSE      Reducing the value of *nlogprocs* below what is currently used the LID table to be rebuilt from scratch, losing any current logging IDs (only effect if UPDATE CONFIG or INSTALL done with tape made from this config).

         ACTION      If you want logging IDs preserved, raise the value. Otherwise, ignore it.

---

0501      MESSAGE      LID table on tape will be empty!

---

1000      MESSAGE      **\*\*error\*\*** can't read LOG configuration data

         CAUSE      SYSGEN cannot read the configuration data file LOGP for whatever reason. Program dies.

         ACTION      Refer to the file system error for action to take.

---

1001      MESSAGE      **\*\*error\*\*** can't write LOG configuration data

         CAUSE      SYSGEN cannot write the configuration data file LOGP for whatever reason. Program dies.

         ACTION      Refer to the file system error for action to take.

---

## System File (SYSFILE) Configurator Messages

---

0201      MESSAGE      **\*\*warning\*\*** boot image ! not deleted

         CAUSE      The boot image cannot be replaced or deleted.

         ACTION      None for system manager normally. Should be handled by personnel with programming or SYSFILEP file maintenance responsibilities.

---

0202      MESSAGE      **\*\*warning\*\*** File not an IPL file. Include anyway?

---

---

0204	MESSAGE	**warning** no NMCONFIG file in this configuration
	CAUSE	A remote configuration file has not been designated through the SYSFILE RDCC command. SYSGEN uses the default NMCONFIG.PUB.SYS file if it exists.
	ACTION	Enter a remote configuration file name through RDCC in the SYSFILE Configurator. If a remote configuration does not exist, create one through NMMGR.

---

0205	MESSAGE	**warning** ! is now the NMCONFIG file
	CAUSE	This message is issued with the prior message, indicating the default remote configuration file that is used. Usually, NMCONFIG.PUB.SYS is now the NMCONFIG file appears.
	ACTION	If you want a different remote configuration file used, designate the file through the SYSFILE configurator RDCC command.

---

1000	MESSAGE	**error** can't create temporary segment file
------	---------	---

---

1001	MESSAGE	**error** can't initialize temporary segment file
------	---------	---

---

1002	MESSAGE	**error** can't write to temporary segment file
------	---------	---

---

1003	MESSAGE	**error** You must specify a CM SL first
------	---------	--

---

1004	MESSAGE	**error** can't find system program file
	CAUSE	Nonexistent file, misspelled name, and so on.

---

1005	MESSAGE	**error** segment name already exists
------	---------	---------------------------------------

---

1006	MESSAGE	**error** can't create temporary CM SL
------	---------	--

---

1007	MESSAGE	**error** can't open system SL
------	---------	--------------------------------

---

1008	MESSAGE	**error** can't update system file configuration
	CAUSE	SYSGEN cannot update the SYSFILE for whatever reason. The program dies.
	ACTION	Refer to the file system error for action to take.

---



---

1009	MESSAGE	**error** can't read from system SL
------	---------	-------------------------------------

---

1010	MESSAGE	**error** can't write to temporary SL
------	---------	---------------------------------------

---

1011	MESSAGE	**error** can't delete system file
------	---------	------------------------------------

---

1012	MESSAGE	**error** can't find system file --!
	CAUSE	Nonexistent file, misspelled, and so on.

---

1013	MESSAGE	**error** can't add record to system file configuration
	CAUSE	SYSGEN cannot add record to SYSFILE for whatever reason. The program dies.

---

1014	MESSAGE	**error** can't add segment "!" to temporary SL
------	---------	---

---

1015	MESSAGE	**error** command rejected by segmenter
------	---------	---

---

1016	MESSAGE	**error** command conditionally accepted by segmenter
------	---------	---

---

1017	MESSAGE	**error** illegal calling sequence in segmenter
------	---------	---

---

1018	MESSAGE	**error** unable to create segmenter process
------	---------	--

---

1019	MESSAGE	**error** unable to activate segmenter process
------	---------	--

---

1020	MESSAGE	**error** unable to send mail to segmenter process
------	---------	--

---

1021	MESSAGE	**error** unable to receive mail from segmenter process
------	---------	---

---

1022	MESSAGE	**error** segmenter process aborted
------	---------	-------------------------------------

---

1023	MESSAGE	**error** can't delete segment "!" from temporary SL
------	---------	--

---

---

1024	MESSAGE	<b>**error** can't find system catalog</b>
	CAUSE	Nonexistent system catalog, misspelled, and so on.

---

1025	MESSAGE	<b>**error** can't read from Sysfile configuration file</b>
	CAUSE	SYSGEN cannot read from SYSFILEP for whatever reason. The program dies.
	ACTION	Refer to the file system error for action to take.

---

1026	MESSAGE	<b>**error** file ! does not exists</b>
	CAUSE	Nonexistent file.
	ACTION	Check file spelling. Use name of file that exists.

---

1027	MESSAGE	<b>**error** system program already exists</b>
	CAUSE	Trying to add program file that has already been added, (possibly as a boot file, or other type).
	ACTION	Do a SHOW SYSFILE to determine what it is.

---

1028	MESSAGE	<b>**error** NM library already exists</b>
------	---------	--

---

1029	MESSAGE	<b>**error** CM SL is not switched</b>
------	---------	--

---

1030	MESSAGE	CM SL has pending changes, want to ignore them (yes/no)?
------	---------	--

---

1031	MESSAGE	<b>**CM SL is not switched**</b>
------	---------	----------------------------------

---

1032	MESSAGE	<b>**error** temporary CM SL prep fails</b>
------	---------	---

---

1033	MESSAGE	<b>**error** can't find boot images</b>
------	---------	---

---

1034	MESSAGE	<b>**error** file already exists in SYSFILE configuration</b>
------	---------	---

---

1035	MESSAGE	<b>**error** file not found, or of different type: !</b>
	CAUSE	Deleted system program, or doesn't exist.
	ACTION	Use correct delete, or check name.

---

---

1036	MESSAGE CAUSE	**error** image already exists in SYSFILE configuration Each image must be unique across all types.
------	------------------	--

---

1037	MESSAGE CAUSE	**error** image doesn't exist in SYSFILE configuration Can't delete if not there.
------	------------------	--

---

1042	MESSAGE	**error** The version parm is only valid with disc boot files
------	---------	---

---

1043	MESSAGE	**error** start version ! is already in use
------	---------	---

---

1044	MESSAGE	**error** all start versions are in use
------	---------	---

---

1045	MESSAGE	**error** nmlib version ! is already in use
------	---------	---

---

1050	MESSAGE	**error** parameter name is too long
------	---------	--------------------------------------

---

1051	MESSAGE	**error** Can't delete !. Delete the boot file instead.
------	---------	---

---

1052	MESSAGE	**error** Can't find start's library (shouldn't happen!)
------	---------	--

---

1053	MESSAGE	**error** The image you replace must be an IPL image
------	---------	--

---

1054	MESSAGE CAUSE	**error** There's already a ! file Can only have one.
------	------------------	--

---

1055	MESSAGE CAUSE	**error** Only ! tape boot files are allowed. Only ! fits in directory ISL uses.
------	------------------	---

---

1056	MESSAGE CAUSE	**error** Only ! disc boot files are allowed. Only ! fits in directory ISL uses.
------	------------------	---

---

1058	MESSAGE	**error** Only ! system files are allowed.
------	---------	--

---

---

1060      MESSAGE      **\*\*error\*\*** Only the factory can ABOOT IPL files.

---

1061      MESSAGE      **\*\*error\*\*** Couldn't find any files of mode !

---

## Outerblock Messages

---

0080      MESSAGE      **\*\* configuration files not saved \*\***  
CAUSE      This message occurs when you abort a KEEP by not purging previous files, when an error occurs that does not allow SYSGEN to save the new configuration information, or when a TAPE generation fails.  
ACTION      None. Information only.

---

0081      MESSAGE      **\*\* configuration files successfully saved \*\***  
CAUSE      This message occurs when a KEEP operation is successful.  
ACTION      None. Information only.

---

0082      MESSAGE      **\*\* successful execution \*\***  
CAUSE      This message occurs when the TAPE command execution is successful.  
ACTION      None. Information only.

---

0083      MESSAGE      **\*\* group "!" is created \*\***  
CAUSE      This message occurs when SYSGEN created a new configuration group (referenced by name) in the SYS account.  
ACTION      None. Information only.

---

0084      MESSAGE      **\*\* group "!" is replaced \*\***

---

0085      MESSAGE      **\*\* boottape ! is generated \*\***

---

0088      MESSAGE      **\*\*warning\*\*** new configuration group is not yet defined

---

---

0092	MESSAGE	<b>** no configurators are modified **</b>
	CAUSE	This information message appears when a global <b>SHOW</b> command is entered and no changes have been made through any of the configurators.
	ACTION	None.

---

0100	MESSAGE	<b>keeping to group !</b>
	CAUSE	This message occurs when a newgroup is specified and you enter a <b>KEEP</b> without a group name.
	ACTION	None. Information only.

---

0105	MESSAGE	<b>**note** factory user mode is "ON"</b>
------	---------	---

---

0500	MESSAGE	<b>**warning** group "!" is already the current base</b>
	CAUSE	This message occurs when you attempt to replace the current basegroup through the <b>BASEGROUP</b> command using the same name as the another group name.
	ACTION	Select another group name.

---

0501	MESSAGE	<b>**warning** You haven't kept your changes yet! These changes</b>
------	---------	---

---

0502	MESSAGE	<b>will be lost. Do you still want to continue (yes/no)?</b>
	CAUSE	This message occurs in all the global and configurator modules when you either try to exit without holding changes or exit <b>SYSGEN</b> without keeping changes.
	ACTION	Respond yes to exit or no to enter the <b>HOLD</b> or <b>KEEP</b> command.

---

0504	MESSAGE	<b>**warning** control Y not available</b>
------	---------	--

---

0510	MESSAGE	<b>**warning** There are no configuration files in group !</b>
------	---------	--

---

0511	MESSAGE	<b>creating a default set!</b>
------	---------	--------------------------------

---

1000	MESSAGE	<b>**warning** Current account is not 'SYS'.</b>
------	---------	--

---

---

1003	MESSAGE	<b>**error**</b> new group name ! is not valid. ! will be used.
------	---------	---

---

1005	MESSAGE	<b>**error**</b> Unnumbered line found in numbered input.
------	---------	---

---

1016	MESSAGE	<b>**error**</b> couldn't save configuration files!!
	CAUSE	This message occurs when an error prevents <b>KEEP</b> execution from saving the temporary configuration data file information to a permanent file set.
	ACTION	Refer to preceding <b>SYSGEN</b> errors and possibly file system errors for action to take.

---

1022	MESSAGE	<b>**error**</b> unexpected end of file on default file
------	---------	---

---

1023	MESSAGE	<b>**error**</b> <b>SYSGEN</b> terminates in initialization
	CAUSE	This message occurs when the <b>SYSGEN</b> utility aborts abnormally upon encountering an error in the CI specification or while attempting to access a configurator or execute a configurator command. You are returned to the command interpreter.
	ACTION	Refer to preceding <b>SYSGEN</b> errors and possibly file system errors for the action to take.

---

1029	MESSAGE	<b>**error**</b> base group not changed!
	CAUSE	This message occurs when <b>SYSGEN</b> , for whatever reason, cannot replace the basegroup with the group you enter in the <b>BASEGROUP</b> command.
	ACTION	Refer to preceding <b>SYSGEN</b> errors and possibly file system errors for the action to take.

---

1030	MESSAGE	<b>**error**</b> group "!" does not exist
	CAUSE	This message occurs when you reference a basegroup that does not exist, such as when trying to replace the existing basegroup with a group that does not exist in the <b>SYS</b> account.
	ACTION	You have probably misspelled the group name. Reenter the name.

---

---

1031	MESSAGE	<b>**error**</b> Couldn't get start group name
	CAUSE	Couldn't get name from OS. Internal error shouldn't happen.
	ACTION	Contact the software personnel responsible for maintaining system files.

---

1033	MESSAGE	<b>**error**</b> Start group name ! too long for SYSGEN
	CAUSE	The start group name from OS is too long for SYSGEN. Internal error shouldn't happen.
	ACTION	Contact the software personnel responsible for maintaining system files.

---

1034	MESSAGE	<b>**error**</b> catalog name ! is too long for SYSGEN
	CAUSE	Same as message.
	ACTION	Contact the software personnel responsible for maintaining system files.

---

1035	MESSAGE	<b>**error**</b> can't open catalog !
	CAUSE	SYSGEN cannot open either the message catalog or CATALOG.PUB.SYS.
	ACTION	Contact the software personnel responsible for maintaining system files.

---

1036	MESSAGE	<b>**error**</b> output name ! too long
	CAUSE	This message occurs when you enter a name that has too many characters in the OUTPUT parameter of the CI specification. Program dies.
	ACTION	Enter a name of eight or fewer characters.

---

1037	MESSAGE	<b>**error**</b> input name ! too long
	CAUSE	This message occurs when you enter a name that has too many characters in the INPUT parameter of the CI specification. Program dies.
	ACTION	Enter a name of eight or fewer characters.

---

---

1038	MESSAGE	<b>**error** base group name ! too long</b>
	CAUSE	This message occurs when you enter a name that has too many characters in the BASEGROUP parameter of the CI specification.
	ACTION	Enter a name of eight or fewer characters.

---

1039	MESSAGE	<b>**error** new group name ! too long</b>
	CAUSE	This message occurs when you enter a name that has too many characters in the NEWGROUP parameter of the CI specification.
	ACTION	Enter a name of eight or fewer characters.

---

1040	MESSAGE	<b>**error** extra characters (!) in info string</b>
	CAUSE	This message occurs when you enter extra characters in the INFO= parameter specification.
	ACTION	Reenter the information. If the problem persists, contact your CE.

---

1041	MESSAGE	<b>**error** Only ! files will fit in the LIF directory</b>
	CAUSE	This message occurs when you try to build a tape with too many boot images. Only 63 total files are accepted by the LIF directory.
	ACTION	Delete boot images necessary to generate the tape.

---

1045	MESSAGE	<b>**error** No tape made due to previous errors</b>
------	---------	--

---

1046	MESSAGE	<b>**error** No keep done due to previous errors</b>
------	---------	--

---

### **Service (SERVE) Messages**

---

0001	MESSAGE	<b>**error** invalid command</b>
	CAUSE	The command you have entered is not valid for the configurator or GLOBAL module, or you have entered parameter values without the command or command abbreviation.
	ACTION	Enter HELP without a parameter to list all configurator or global module commands. check how you have specified your command.

---



---

0004	MESSAGE	<b>**error** can't create temporary configuration file --!</b>
	CAUSE	For whatever reason, SYSGEN cannot create the referenced temporary configuration file. Program dies.
	ACTION	If the file is IOLDEVP, it could be the available disk space does not provide enough room for another configuration. check available disk space with the DISCFREE command. Refer to the file system error for other action to take.

---

0005	MESSAGE	<b>**error** can't open configuration file --!</b>
	CAUSE	For whatever reason, SYSGEN cannot create the referenced configuration file. Program dies.
	ACTION	If the file is IOLDEVP, it could be that the available disk space does not provide enough room for another configuration. check available disk space with the DISCFREE command. Refer to the file system error for other action to take.

---

0016	MESSAGE	<b>**error** invalid parameter</b>
	CAUSE	The keyword parameter used in the command is not valid.
	ACTION	Use the HELP command to display the command syntax.

---

0019	MESSAGE	<b>**error** fail to initalize primary configuration file.</b>
------	---------	--

---

0025	MESSAGE	<b>**error** can't update temporary configuration file</b>
	CAUSE	SYSGEN uses temporary files to store current configuration changes until they are kept to the permanent configuration data file. Here, SYSGEN cannot update a temporary file. The program dies.
	ACTION	Refer to the file system error for action to take.

---

0027	MESSAGE	<b>configuration changes are not kept yet!</b>
	CAUSE	You try to exit a configurator without holding or clearing the changes with the HOLD or CLEAR command, or you try to exit the SYSGEN GLOBAL module without keeping the changes. You are given an additional chance to hold or keep the changes.
	ACTION	If in one of the four configurators, answer either no, hold the changes, and then exit, or answer yes and abandon the changes.

---

---

0028	MESSAGE	still want to exit (yes/no)?
	CAUSE	Continuation of previous message.
	ACTION	Same as previous message.

---

0030	MESSAGE	<b>**error** illegal group name</b>
	CAUSE	The group name entered is not valid.
	ACTION	Check the name you have entered and how it is specified. If necessary, use the <b>HELP</b> command to list the command syntax and check the parameter requirement.

---

0035	MESSAGE	<b>**error** illegal filename</b>
	CAUSE	The file name or fully qualified file name is not valid for the operation.
	ACTION	Enter a valid file for the operation.

---

0037	MESSAGE	<b>**error** can't create configuration file !</b>
	CAUSE	SYSGEN, for whatever reason, cannot create the specified configuration data file in the specified configuration group.
	ACTION	check permissions, see if the file is being access.

---

0041	MESSAGE	<b>**error** can't purge configuration file !</b>
	CAUSE	SYSGEN, for whatever reason, cannot purge the specified configuration data file in the specified configuration group.
	ACTION	

---

0042	MESSAGE	<b>**error** can't save configuration file !</b>
	CAUSE	SYSGEN, for whatever reason, cannot save the specified configuration data file in the specified configuration group.
	ACTION	

---

0050	MESSAGE	<b>**error** can't find filename</b>
	CAUSE	SYSGEN cannot find the file name entered for the <b>FILE=</b> parameter. check any additional file system error messages.
	ACTION	As the file name entry is probably misspelled or references a file that does not exist in the group and/or account, reenter a valid file name.

---

---

0052	MESSAGE	<b>**error** duplicate filename (sysfile) --!</b>
------	---------	---

---

0053	MESSAGE	<b>**error** duplicate filename (io) --!</b>
------	---------	--

---

0061	MESSAGE	<b>**error** duplicate system filename (sysfile) --!</b>
------	---------	--

---

0062	MESSAGE	<b>**error** duplicate system filename (io) --!</b>
------	---------	---

---

0063	MESSAGE	(CIERR !)
------	---------	-----------

---

0070	MESSAGE	HOLD is invalid here. Use KEEP to permanently save your changes.
	CAUSE	You have entered a HOLD command as an outer block (main menu) command.
	ACTION	If you want to make additional changes, use a configurator command. If you want to save the changes as is, use the KEEP command.

---

1000	MESSAGE	<b>**error** missing !</b>
	CAUSE	Usually, missing option. Something required for the command entry is missing.
	ACTION	Refer to the reference for the action to take.

---

1001	MESSAGE	<b>**error** The first letter of a ! cannot be a number</b>
	CAUSE	Usually, the first letter of an LDEV cannot be a number. Any parameter that requires a character string can generate this message. This is usually caused by specifying a parameter value in the wrong position, or is a trying mistake.
	ACTION	Refer to the reference for the action to take. If necessary, use the HELP command to display the syntax and positional parameters.

---

1002	MESSAGE	<b>**error** ! too long</b>
	CAUSE	Normally, the entered character string value for the parameter exceeds the maximum number of characters.
	ACTION	Use SHOW to display minimum and maximum values (or characters) for the parameter, or use the HELP command to display the parameter requirements.

---

---

1003	MESSAGE	<b>**error** Can't supply a lockword with wild characters</b>
	CAUSE	This occurs in the SYSFILE configurator. A lockword cannot be composed of wildcard or "wild" characters, for example, @.
	ACTION	Reenter the command and parameters, supplying a valid lockword without wildcards or "wild" characters.

---

1004	MESSAGE	<b>**error** Invalid characters in ! name</b>
	CAUSE	Either an invalid character has been entered in a file or group name, or SYSGEN interprets one as being there. For example, MPEXL;; from an INFO= parameter specification.
	ACTION	Reenter the reference file or group name.

---

1005	MESSAGE	<b>**error** file specification too long. file spec=1</b>
	CAUSE	You have entered a file name or fully qualified file name that is too long.
	ACTION	Enter the required file name specification. Use the HELP command to display the requirement of the parameter.

---

1010	MESSAGE	<b>**error** Can't create group "!"</b>
	CAUSE	For whatever reason, SYSGEN cannot create the referenced configuration group.
	ACTION	If this occurs while keeping to a NEWGROUP name, try the name a second time and, if the error is returned, save the files to a group of a different name.

---

1015	MESSAGE	<b>**error** Hold command not valid here</b>
------	---------	--

---

1017	MESSAGE	<b>**error** Error occurred in killing segmenter process</b>
------	---------	--

---

1020	MESSAGE	<b>**error** There are no configuration files in group !</b>
	CAUSE	The group entered as the <i>basegroup</i> for the command line specification (INFO=) or the name entered through the GLOBAL module BASEGROUP command does not contain a permanent file set of configuration data files or the user does not have READ access to the files.

---

---

1021	MESSAGE	<b>**error** Missing configuration files ! in group !</b>
	CAUSE	For whatever reason, one or more of the configuration data file sets no longer exists in the group specified as the basegroup.
	ACTION	If the group name is used in the <b>INFO=</b> parameter of the command line specification, SYSGEN terminates. If you specify the group name as the basegroup within the GLOBAL module, SYSGEN issues the message and returns the current basegroup.

---

1022	MESSAGE	<b>**error** Error attempting to validate group existence</b>
	CAUSE	SYSGEN cannot determine that the group exists.

---

1024	MESSAGE	<b>**error** Can't access LID table</b>
	CAUSE	SYSGEN cannot access the user logging ID table.

---

1025	MESSAGE	<b>**error** Can't access LID table--error !</b>
	CAUSE	SYSGEN cannot access the user logging ID table.

---

1026	MESSAGE	<b>**error** Can't read input</b>
	CAUSE	SYSGEN read the command input file or job stream.
	ACTION	Exit and correct the command input file, or reenter the job stream.

---

1027	MESSAGE	<b>**error** End of file on input</b>
	CAUSE	Usually the problem occurs from how SYSGEN was executed from the command line, using a designated command input file.
	ACTION	Use the command interpreter REDO command to verify how you have executed SYSGEN from the command line. Use the EDITOR subsystem to display your commands in the input file. check for errors. check that the file is unnumbered. If necessary BUILD the file as a permanent ASCII file.

---

1028	MESSAGE	<b>**error** Error talking to console--can't continue</b>
------	---------	---

---

1031	MESSAGE	<b>**error** invalid command</b>
------	---------	----------------------------------

---

1040	MESSAGE	<b>**error** FPOINT failed on a temporary file</b>
------	---------	--

---

---

1041	MESSAGE	<b>**error**</b> couldn't close temporary file !
------	---------	--

---

1042	MESSAGE	<b>**error**</b> can't read temporary file !
------	---------	--

---

1043	MESSAGE	<b>**error**</b> Can't write temporary file !
------	---------	---

---

1044	MESSAGE	<b>**error**</b> Can't open a temporary file !
------	---------	--

---

1045	MESSAGE	<b>**error**</b> Can't purge a temporary file !
------	---------	---

---

1050	MESSAGE	<b>**error**</b> No closing brace for comment in IODFAULT
------	---------	---

---

1051	MESSAGE	<b>**error**</b> record too long in IODFAULT
------	---------	--

---

1060	MESSAGE	<b>**error**</b> checksum error in file !
------	---------	---

---

1061	MESSAGE	<b>**error**</b> record read from ! file is too short!
------	---------	--

---

1070	MESSAGE	<b>**error**</b> bad filename--expected period as delimiter
------	---------	---

---

### Other Messages

---

0500	MESSAGE	<b>**warning**</b> missing optional parameter
------	---------	---

---

0520	MESSAGE	<b>**warning**</b> Information display only mode !!!
	CAUSE	The account has insufficient capability to make configuration changes. You can view configuration data only.
	ACTION	Add SM capability or access an account, if allowed, with SM capability.

---

---

0530	MESSAGE	**warning** offline list device not currently open
	CAUSE	This error is caused when the OCLOSE command is entered and nothing has yet been sent.
	ACTION	You must have used DEST=OFFLINE at least once since beginning SYSGEN or the last OCLOSE.

---

0535	MESSAGE	**warning** Can't find CM procedure doccnmdata!
------	---------	---

---

1000	MESSAGE	**error** Can't open file !
	CAUSE	SYSGEN cannot open the designated file. Usually, the file does not exist.
	ACTION	check that you entered the proper file name.

---

1001	MESSAGE	**error** FFILEINFO error on file !
	CAUSE	The FFILEINFO intrinsic returned an error for file !
	ACTION	Refer to the file system error message, also returned.

---

1002	MESSAGE	**error** can't open output device
------	---------	------------------------------------

---

1003	MESSAGE	**error** The string ! is too long! (int. catalog error)
------	---------	--

---

1004	MESSAGE	**error** You must have SM capability to make a tape!
	CAUSE	The TAPE command has been entered from an account that does not have SM capability. Generally, you are in the wrong account and you try to generate a tape.
	ACTION	Add SM capability or, if allowed, access an account with SM capability.

---

1005	MESSAGE	subsys=! error=!
	CAUSE	Continuation of previous message.
	ACTION	Continuation of previous message.

---

---

1006	MESSAGE	**error** Can't write to offline list device!
	CAUSE	The offline device is probably connected and active, but the output spooling function is not.
	ACTION	Use the STARTSPOOL command and appropriate device number from the master console to activate the output spooling function.

---

1007	MESSAGE	**error** Can't closs offline list device!
	CAUSE	For whatever reason, SYSGEN cannot close the list device.
	ACTION	

---

1008	MESSAGE	**error** You must have SM capability to do a KEEP!
------	---------	---

---

1009	MESSAGE	**error** user has insufficient capability. SYSGEN TERMINATES.
	CAUSE	The account has insufficient capability to allow you to change or view SYSGEN data. You are probably trying to access SYSGEN from the wrong account.
	ACTION	Use the SHOWME command to see the current account. Log on to an account with sufficient capability to request the operator to add the capability to your account.

---

1010	MESSAGE	**error** Catalog is missing a path type message.
------	---------	---

---

1011	MESSAGE	**error** You must have SM capability to make changes
------	---------	---

---

1012	MESSAGE	**error** Can't close a permanent configuration file
	CAUSE	For whatever reason, SYSGEN cannot close the configuration data file from that data was written from one or more temporary files. Program dies.
	ACTION	Refer to the file system error for action.

---

1013	MESSAGE	**error** Can't read a permanent configuration file
------	---------	---

---

1014	MESSAGE	**error** Can't write a permanent configuration file
------	---------	--

---

1015	MESSAGE	**error** Can't FPOINT a permanent configuration file
------	---------	---

---



---

1016	MESSAGE	**error** Redo only valid interactively
------	---------	---

---

1018	MESSAGE	**error** language localized devtype name too long.
------	---------	---

---

1020	MESSAGE	**error** switch to alterrin failed. Switch error=!
------	---------	---

---

1021	MESSAGE	**error** switch to compactrin failed. Switch error=!
------	---------	---

---

1022	MESSAGE	**error** switch to deleterin failed. Switch error=!
------	---------	--

---

1023	MESSAGE	**error** switch to initrin failed. Switch error=!
------	---------	--

---

1024	MESSAGE	**error** switch to listrin failed. Switch error=!
------	---------	--

---

1025	MESSAGE	**error** switch to dtermctyp failed. Switch error=!
------	---------	--

---

1026	MESSAGE	**error** switch to segmenter failed. Switch error=!
------	---------	--

---

1027	MESSAGE	**error** switch to dccmdata failed. Switch error=!
------	---------	---

---

1030	MESSAGE	**error** error* Can't find CM procedure dtermctyp!
------	---------	---

---

1035	MESSAGE	**error** set ! (message !) not found in message catalog
	CAUSE	A message set is missing from SYSGEN's message catalog.

---

1036	MESSAGE	**error** message number ! of set ! not found in message catalog
	CAUSE	A message is missing from SYSGEN's message catalog.

---

---

## Scanner Messages

---

0001	MESSAGE	<b>**error** parameter value out of range</b>
	CAUSE	The number of values, or value range, is more than the parameter can accept. Program can die under certain character string conditions.
	ACTION	Use the <code>SHOW</code> command to check range values. Cross-check <code>IODFAULT.PUB.SYS</code> listings for maximum modes and classes. Enter a value within the permissible range.
<hr/>		
0003	MESSAGE	<b>**error** ldev number must be integer</b>
	CAUSE	An alphabetic character has been entered in an LDEV parameter or keyword. Usually happens when a parameter entry is made out of position.
	ACTION	Enter the proper LDEV number, or check the command syntax through the <code>HELP</code> command, and enter the parameter value in the appropriate place.
<hr/>		
0004	MESSAGE	<b>**error** parameter name is too long</b>
	CAUSE	The parameter string is too long. Most character strings are limited to eight alphanumeric characters. Exceptions include logical and physical manager names, volume names, and some identification names.
	ACTION	check parameter name limitations under the appropriate command and configurator in this manual and/or against system default values. Enter a parameter name that does not exceed the maximum length.
<hr/>		
0005	MESSAGE	<b>**error** too many classnames are specified</b>
	CAUSE	The maximum number of classnames is eight.
	ACTION	Enter no more than eight class names.
<hr/>		
0006	MESSAGE	<b>**error** volume name is too long</b>
	CAUSE	The name entered to add a volume or to modify the existing name through the <code>AVOL</code> or <code>MVOL</code> command is too long. The message can also appear as <code>volume too long</code> .
	ACTION	Enter a volume name of up to 32 characters.

---

---

0007	MESSAGE	<b>**error** beginning ldev is larger than ending ldev</b>
	CAUSE	The numbers entered in the range command have been reversed or entered incorrectly. The beginning device number is larger than the ending number. For example, LDEV 100/20 instead of LDEV 20/100 or LDEV 10/20 generates this message.
	ACTION	Begin the range entry with the smallest LDEV number or the beginning and ending numbers.

---

0008	MESSAGE	<b>**error** missing ending ldev</b>
	CAUSE	The ending LDEV number has been omitted from the range specification, for example, LD 10/ or LD (1/,20,22).
	ACTION	Reenter the range specification.

---

0009	MESSAGE	<b>**error** product ID is too long</b>
	CAUSE	The product identification string for the path or device ID= parameter is too long. Usually an entry mistake.
	ACTION	Reenter the product identification or check the IODFAULT.PUB.SYS listing for the existing product identification string.

---

0010	MESSAGE	<b>**error** io path is too long</b>
	CAUSE	The iopath entry exceeds the requirement or is of a level that cannot exist.
	ACTION	Use the HELP command to check the command syntax and entry the proper path designation.

---

0011	MESSAGE	<b>**error** io path must start with bus converter number</b>
------	---------	---

---

0012	MESSAGE	(channel adaptor # : min=1, max=3)
------	---------	------------------------------------

---

0013	MESSAGE	(device adaptor # : min=1, max=6)
------	---------	-----------------------------------

---

0014	MESSAGE	(device # : min=1, max=8)
------	---------	---------------------------

---

0015	MESSAGE	<b>**error** logical device adaptor number does not match device adaptor number</b>
------	---------	---

---

---

0016	MESSAGE	<b>**error** incomplete I/O path specification</b>
	CAUSE	A lower level path for the <b>PATH=</b> parameter than is required. For example, AD 117 8.2 HP7978 generates this message as <b>PATH=</b> looks for ca.da.d#. Also, improper punctuation such as AD 117 8,2,4 HP7978 generates this message.
	ACTION	Enter the required iopath level.

---

0017	MESSAGE	<b>**error** manager name is too long</b>
	CAUSE	When adding or modifying an iopath or device, particularly when <b>USER</b> path or device is designated, the <b>MANAGER=</b> , <b>PMGR=</b> or <b>LMGR=</b> parameter name exceeds the permissible parameter length.
	ACTION	For a supported device, use the default name from <b>IODFAULT.PUB.SYS</b> . For a user name, enter a name that does not exceed 32 characters.

---

0018	MESSAGE	<b>**error** invalid file specification</b>
	CAUSE	An invalid file name has been entered in a <b>NAME=</b> parameter that expects a fully qualified file name.
	ACTION	Enter an existing, fully qualified file name.

---

0019	MESSAGE	<b>**error** filename is too long</b>
	CAUSE	The file name exceeds eight characters. Other messages should appear noting additional problems such as numbers or invalid characters in the file name.
	ACTION	Enter an existing file name of up to eight characters. File names must begin with an alphabetic character and should not contain special characters or punctuation within the name.

---

0020	MESSAGE	<b>**error** groupname is too long</b>
	CAUSE	The group name exceeds eight characters.
	ACTION	Enter an account group name up to eight characters in length.

---

0021	MESSAGE	<b>**error** account name is too long</b>
	CAUSE	The account name exceeds eight characters.
	ACTION	Enter an account name up to eight characters in length.

---

---

0023	MESSAGE	<b>**error** file specificaton must start with filename</b>
	CAUSE	An entry other than a file name has been entered as the value for the FILE= parameter. This is usually caused by entering a value out of position.
	ACTION	Use the HELP command to check the command syntax and enter the parameter values in the proper position or by keyword. Enter a fully qualified file name for the FILE= parameter.

---

0024	MESSAGE	<b>**error** device type is too long</b>
	CAUSE	The TAPE= parameter entry exceeds eight characters.
	ACTION	Enter a device type name that does not exceed eight characters.

---

0025	MESSAGE	<b>**error** missing '.' before device number</b>
------	---------	---

---

0026	MESSAGE	<b>**error** segment name is too long</b>
	CAUSE	The SEG= parameter name of the ACMSL or RMCSL command exceeds eight characters.
	ACTION	Enter a segment name that does not exceed eight characters.

---

0027	MESSAGE	<b>**error** sl name is too long</b>
	CAUSE	The SL= parameter name file name entered for the CMSL command exceeds eight characters.
	ACTION	Enter a file name that does not exceed eight characters, or enter a fully qualified file name.

---

0028	MESSAGE	<b>**error** program name is too long</b>
	CAUSE	The PROG= parameter file name entered for the ASPROG or RSPROG command exceeds eight characters.
	ACTION	Enter a file name that does not exceed eight characters, or enter a fully qualified file name.

---

0030	MESSAGE	<b>**error** parameter name is too long</b>
	CAUSE	Unspecified parameter name has too many characters, usually occurring with user-specified devices, or too many subparameters given for the parameter value.

---

---

0031	MESSAGE	<b>**error** parameter value too long</b>
	CAUSE	The numeric value you enter for the parameter exceeds the maximum permissible value.
	ACTION	Use the <b>SHOW</b> command to display minimum and maximum parameter values. Enter a value within the range.

---

0032	MESSAGE	<b>**error** parameter value too small</b>
	CAUSE	The numeric value you enter for the parameter is less than the minimum permissible value.
	ACTION	Use the <b>SHOW</b> command to display minimum and maximum parameter values. Enter a value within the range.

---

0033	MESSAGE	<b>**error** parameter name must start with an alphabetic</b>
	CAUSE	The parameter requires a string value that begins with an alphabetic character. The value starts with a number.
	ACTION	Enter a valid name beginning with an alphabetic character.

---

0034	MESSAGE	<b>**error** parameter name contains illegal character</b>
------	---------	--

---

0035	MESSAGE	(bus converter # : min=1, max=2)
------	---------	----------------------------------

---

## **Boot Tape Messages**

---

0001	MESSAGE	<b>**error** can't open boottype</b>
	CAUSE	The <b>TAPE</b> command has been issued but <b>SYSGEN</b> cannot generate a boot tape.
	ACTION	Check to see the tape is unlabeled, not specially formatted, and of proper density. check prior file equations for <b>TAPE</b> commands. Check to be sure the tape is not damaged.

---

0013	MESSAGE	<b>**error** fail to write boottape label</b>
	CAUSE	The tape does not meet <b>SYSGEN</b> requirements; the <b>TAPE</b> command cannot properly format the tape.
	ACTION	Check to see the tape is unlabeled, not specially formatted, and of proper density. check prior file equations for <b>TAPE</b> commands. Check to be sure the tape is not damaged.

---

---

0015	MESSAGE	<b>**error** error write file ! onto boottape</b>
	CAUSE	A file designated in SYSFILEP does not exist, is corrupted, or there may be a tape problem.
	ACTION	check system program files through the SYSFILE configurator SHOW command for spelling and duplication. Cross-check suspect files through the command interpreter LISTF command.

---

0016	MESSAGE	<b>**error** can't read file !</b>
	CAUSE	Usually, a file designated in SYSFILEP does not exist. Program dies.
	ACTION	Verify that the file does not exist. Remove the entry from SYSFILEP through the DSPROG command.

---

0018	MESSAGE	<b>**error** boot tape was opened incorrectly</b>
	CAUSE	SYSGEN requires a tape of a specific record size and format on reel-to-reel media. The file equation for SYSGTAPE changes something it should not.
	ACTION	Change the file equation for the proper record size and format.

---

0019	MESSAGE	<b>**error** can't get boot tape information</b>
	CAUSE	SYSGEN cannot determine if the tape was opened correctly.
	ACTION	Change the file equation for the proper record size and format.

---

0020	MESSAGE	<b>**error** SYSGEN won't write labelled tapes</b>
	CAUSE	A file equation that created a labeled tape has been entered. SYSGEN does not generate labeled tapes.
	ACTION	Change the file equation for the proper format.

---

0022	MESSAGE	<b>**boot tape is successfully built**</b>
	CAUSE	The boot tape is successfully generated.
	ACTION	None.

---

0023	MESSAGE	<b>**error** can't create store.pub.sys process</b>
------	---------	---

---

0024	MESSAGE	<b>**error** can't activate Store.pub.sys process</b>
------	---------	---

---

---

0025      MESSAGE      \*\*error\*\* can't get reply from Store.pub.sys process

---

0026      MESSAGE      \*\*error\*\* error occurs while storing userfiles

---

0027      MESSAGE      EOT is encountered. Please mount next reel to continue  
tape operation. When tape is ready, enter "yes" to  
continue.

---

0029      MESSAGE      boottape generation. Otherwise, enter "no". (yes/no)?

---

0040      MESSAGE      \*\*Boottape generation is aborted\*\*

---

0041      MESSAGE      \*\*error\*\* fail to mark end of tape

---

0051      MESSAGE      pme = !

---

0052      MESSAGE      label

---

0100      MESSAGE      Please mount another tape for SYSGEN. This will be reel #  
!

---

0101      MESSAGE      Is SYSGEN's tape (reel !) ready (y/n)?

---

0105      MESSAGE      Do you really want to abort the TAPE generation (y/n)?

---

0200      MESSAGE      ! non-user files will be written to tape

---

0201      MESSAGE      dumping ! to tape

---

0500      MESSAGE      \*\*warning\*\* No network configuration dumped!!  
CAUSE      A valid network configuration does not exist at the time SYSGEN  
generates the boot tape.  
ACTION      Usually none. If you require a remote configuration file, abort the  
tape and add a remote configuration file to the local configuration  
through the SYSFILE configurator RDCC command.

---



---

0501	MESSAGE	<b>**warning** ! will be ! on the tape.</b>
	CAUSE	The file name is changed to a new file name on the boot tape; for example, the remote configuration file becomes NMCONFIG.PUB.SYS.
	ACTION	None.

---

0502	MESSAGE	<b>**warning** illegal file type. File ! dumped as system file</b>
	CAUSE	A file type created in the SYSFILE configurator is corrupted. The file is dumped as a system program type.
	ACTION	Either allow the system to use the default configuration file(s) or reconfigure the file through the SYSFILE configurator and generate a new tape.

---

0503	MESSAGE	<b>**warning** File ! is empty.</b>
------	---------	-------------------------------------

---

1000	MESSAGE	<b>**error** couldn't find file !</b>
------	---------	---------------------------------------

---

1001	MESSAGE	<b>**error** Error in counting number of diag files</b>
------	---------	---

---

1002	MESSAGE	<b>**error** ! is not a bootable image</b>
	CAUSE	Through the SYSFILE configurator, you have declared a file to be a bootable image. It is not.
	ACTION	After tape generation, check your file for errors. Correct it and add it to the system through the SYSFILE SBOOT command.

---

1003	MESSAGE	<b>**error** Can't read file label of file !</b>
	CAUSE	This is caused by an I/O error.

---

1004	MESSAGE	<b>**error** No disc ipl boot file--Can't make tape.</b>
	CAUSE	Through deletion or modification, no boot image is designated as the ISC IPL file. The system requires that both a disk and a tape IPL file be present.
	ACTION	As the original file should still exist in the proper account, add the image and file name to SYSFILEP through the SYSFILE configurator command ABOOT. Retry the TAPE command.

---

---

1005	MESSAGE	<b>**error**</b> No tape ipl boot file--Can't make tape.
	CAUSE	Through deletion or modification, no boot image is designated as the tape IPL file. The system requires that both a disk and a tape IPL file be present.
	ACTION	As the original file should still exist in the proper account, add the image and file name to <code>SYSFILEP</code> through the <code>SYSFILE</code> configurator command <code>ABOOT</code> . Retry the <code>TAPE</code> command.

---

1006	MESSAGE	<b>**error**</b> records of file ! too long for SYSGEN
	CAUSE	The tape block size is greater than the size required by SYSGEN (currently 16 K).
	ACTION	Decrease the block size in the file.

---

1007	MESSAGE	<b>**error**</b> The tape boot files must fit on 1 tape.
	CAUSE	All files of type (tapeboot, tapeauto, tapeipl) as well as type both (bothboot, botauto, bothipl) must fit on one reel.
	ACTION	Use a tape of sufficient size, and delete unnecessary or outdated boot files through the <code>SYSFILE</code> configurator <code>DBOOT</code> command.

---

1008	MESSAGE	Ran out of tape while dumping file: !
	CAUSE	Same as above.

---

1009	MESSAGE	<b>**error**</b> Couldn't write eof mark on tape
	CAUSE	A hardware failure occurs on the drive.
	ACTION	Check that the tape is good and that it has been mounted properly. Replace the tape if necessary and try again. If failure occurs, the problem is more than likely with the tape drive. Try another drive. Contact your CE.

---

1010	MESSAGE	<b>**error**</b> Can't rewind tape
	CAUSE	A hardware failure occurs on the drive.
	ACTION	Check that you tape is still mounted properly. check that the drive is still functioning. If the problem is not immediately discernible, use another drive for generating your tapes.

---

1011	MESSAGE	<b>**error**</b> File ! is empty.
------	---------	-----------------------------------

---

---

1015	MESSAGE	**error** Can't close file !.
------	---------	-------------------------------

---

1016	MESSAGE	**error** bad diagnostic file name (!) in !
------	---------	---

---

1020	MESSAGE	**error** Can't create temporary LID file
------	---------	---

---

1021	MESSAGE	**error** Can't close temporary LID file
------	---------	--

---

1022	MESSAGE	**error** Can't create temporary DST file
------	---------	---

---

1023	MESSAGE	**error** Can't close temporary DST file
------	---------	--

---

1024	MESSAGE	**error** Can't write to temporary file for !
------	---------	---

---

1030	MESSAGE	**error** Tape command failed SYSGEN tape is NO GOOD
	CAUSE	There is a problem with the tape used, a base system file is corrupted, or the configuration file SYSFILEP contains a file name that is no longer valid.
	ACTION	First, check any associated message that appears, particularly messages that indicate a file cannot be found or is corrupted. SYSDILEP contains a listing of files SYSGEN expects to put out to a boot tape. Check to be sure the base file is still a valid file for your current software release. If it is not, delete the file from SYSFILEP using the DSPROG command in the SYSFILE configurator. If a file is corrupted, restore it from your system backup tape. If there are no accompanying messages, mount a different tape. Check the tape drive.

---

---

## LANGINST Messages

---

MESSAGE A nonnumeric graphic character is expected.

CAUSE An alphabetic or special character (but not numeric) is expected.

ACTION Enter a valid character.

---

MESSAGE Attempting to add too many character sets.

CAUSE Adding this language would exceed the maximum configurable character sets.

ACTION Do not configure languages from so many character sets.

---

MESSAGE Building and empty langdef.

CAUSE There was no existing LANGDEF file, so a new, empty file is being built.

ACTION None. If you have already configured languages, find LANGDEF.PUB.SYS on a backup and restore it. Otherwise, reconfigure the languages with this program.

---

MESSAGE Deletion terminated; attempting to delete NATIVE-3000.

CAUSE The language NATIVE-3000 may not be deleted from the list of configured languages.

ACTION None.

---

MESSAGE Erroneous starting year number. Expected a number from 0 to 99.

CAUSE The number entered is not valid.

ACTION Reenter the year's number. It must be a number from 0 to 99.

---

MESSAGE Input too long. Please reenter:

CAUSE The program does not expect so much input.

ACTION Reenter the data correctly.

---

MESSAGE Internal error. Please report.

CAUSE Internal error.

ACTION Contact your Hewlett-Packard Support Representative.

---

---

MESSAGE Invalid date format. Expected MM/DD/YY.  
CAUSE The format date is not valid.  
ACTION Enter the date again in the form MM/DD/YY. Example 07/20/91.

---

MESSAGE LANGNAME is already configured.  
CAUSE The language selected has already been configured.  
ACTION None.

---

MESSAGE LANGNAME is an illegal language name (or number).  
CAUSE The language name or number entered is not valid.  
ACTION Enter the language again, correctly.

---

MESSAGE LANGNAME is an invalid system default language.  
CAUSE The language selected is not configured on your system.  
ACTION Add the language to the list of currently configured languages with this program, or choose a configured language.

---

MESSAGE LANGNAME is not a configured language.  
CAUSE The language selected is not configured on your system.  
ACTION Add the language to the list of currently configured languages with this program.

---

MESSAGE LANGNAME is not configured.  
CAUSE The language entered is not configured on your system.  
ACTION Add the language to the list of currently configured languages with this program.

---

MESSAGE LANGNAME is not in the CHRDEF file.  
CAUSE One of the CHRDEFXX files is not consistent with the NLSDEF file.  
ACTION Restore all CHRDEFXX files and NLSDEF in PUB.SYS from the master backup.

---

MESSAGE NATIVE-3000 is always configured.  
CAUSE NATIVE-3000 may not be added to the list of configured languages because it is always configured.  
ACTION None.

---

---

MESSAGE NATIVE-3000 may not be modified.  
CAUSE The language definition of NATIVE-3000 may not be modified.  
ACTION None.

---

MESSAGE The CHRDEFXX file is missing. The addition has been cancelled.  
CAUSE The character definition file for the selected language is missing.  
ACTION Restore the missing file from PUB.SYS from the master backup.

---

MESSAGE The decimal separator and thousands separator should be different.  
CAUSE The decimals and thousands separators have been defined to be the same.  
ACTION Change the decimal and/or thousands indicator.

---

MESSAGE The expected name should contain alphabetic characters only.  
CAUSE Only alphabetic characters are allowed in this context.  
ACTION Reenter the value, using alphabetic characters only.

---

MESSAGE The filecode for CHRDEFXX.PUB.SYS is incorrect.  
CAUSE The character definition file for the selected language has a bad file code. The file is probably corrupted.  
ACTION Restore the missing CHRDEFXX file from the PUB.SYS group of the master backup.

---

MESSAGE The filecode for LANGDEF.PUB.SYS is incorrect.  
CAUSE The current language definition file has a bad file code. The file cap is probably corrupted.  
ACTION Restore LANGDEF.PUB.SYS from a backup copy. Or purge it, and re-create it by reconfiguring the desired languages with this program.

---

MESSAGE The filecode for NLSDEF.PUB.SYS is incorrect.  
CAUSE The master NLS definition file has a bad file code. The file is probably corrupted.  
ACTION Restore NLSDEF.PUB.SYS from the master backup.

---

---

MESSAGE The lanugage you are attempting to delete is the system default language.

CAUSE The system default language may not be deleted from the list of configured languages.

ACTION If you wish to delete this language, you must first change the system default language to another configured language.

---

MESSAGE The user should be `MANAGER.SYS`, running in the `PUB` group.”

CAUSE The user is not `MANAGER.SYS` or is not logged on in the `PUB` group.

ACTION Log on as `MANAGER.SYS` in the `PUB` group, and run the program again.

---

MESSAGE There is no more room for additional date periods. Please report.

CAUSE There is no room for additional entries in the national date table.

ACTION Contact your Hewlett-Packard Support Representative.

---

MESSAGE Too many languages have been configured.

CAUSE Adding another language would exceed the maximum configurable languages.

ACTION Do not configure so many languages on one system.

---

MESSAGE Unable to rename `LANGDEF` to `LANGDnnn`. The existing `LANGDEF` will be purged.

CAUSE The old `LANGDEF` file could not be renamed because all files, `LANGD000` through `LANGD999`, already existed.

ACTION Purge some or all of the files, `LANDG000` to `LANGD999`, so the most recent changes to `LANGDEF` can be saved in the future.

---

MESSAGE Unknown option. Please reenter.

CAUSE The option selected is not a valid one.

ACTION Enter the number corresponding to one of the currently valid options.

---





## Store/Restore (Compatibility Mode)

---

### (S/R)

1001      MESSAGE      READ ACCESS FAILURE

---

1002      MESSAGE      ACCESS #10 FAILURE ON FILE

---

1003      MESSAGE      ACCT

---

1004      MESSAGE      ACCESS DATE IS

---

1005      MESSAGE      CREATION DATE IS

---

1006      MESSAGE      CREATOR

---

1007      MESSAGE      DEFECTIVE FILE LABEL

---

1008      MESSAGE      DIRESCAN RETURNED AN ERROR

---

1009      MESSAGE      ERROR SCANNING DIRECTORY, LAST FILE SEEN:

---

1010      MESSAGE      FILE

---

1011      MESSAGE      FILE IS BUSY

---

1012      MESSAGE      FILE CODE < 0, AND YOU DO NOT HAVE PM CAPABILITY

---

1013      MESSAGE      FILE CODE

---

---

1014	MESSAGE	FILE IS OPEN FOR READ/WRITE
------	---------	-----------------------------

---

1015	MESSAGE	FILE IS OPEN FOR READ
------	---------	-----------------------

---

1016	MESSAGE	FILE IS OPEN FOR WRITE
------	---------	------------------------

---

1017	MESSAGE	GROUP
------	---------	-------

---

1018	MESSAGE	FILENAME.GROUP.ACCOUNT
------	---------	------------------------

---

1019	MESSAGE	STORE/RESTORE TAPE VERSION:
------	---------	-----------------------------

---

1020	MESSAGE	IN-USE BY A RESTORE PROCESS
------	---------	-----------------------------

---

1021	MESSAGE	IN-USE BY A STORE PROCESS
------	---------	---------------------------

---

1022	MESSAGE	LABEL OF FILE COULD NOT BE READ
------	---------	---------------------------------

---

1023	MESSAGE	LABEL OF FILE COULD NOT BE WRITTEN
------	---------	------------------------------------

---

1024	MESSAGE	LOCKWORD MISMATCH
------	---------	-------------------

---

1025	MESSAGE	MODIFICATION DATE IS
------	---------	----------------------

---

1026	MESSAGE	NOT IN DIRECTORY
------	---------	------------------

---

1027	MESSAGE	NOT RESTORED:
------	---------	---------------

---

1028	MESSAGE	NOT STORED:
------	---------	-------------

---

1029	MESSAGE	NOT UNLOCKED: LABEL WRITE FAILED
------	---------	----------------------------------

---

1030	MESSAGE	PROGRAM IS RUNNING/ALLOCATED
------	---------	------------------------------

---

### **31-2 Store/Restore (Compatibility Mode)**

---

1031      MESSAGE      GROUP HOME VOLUME SET NOT MOUNTED

---

1032      MESSAGE      U N U S E D

---

1033      MESSAGE      WILL RESTORE

---

1034      MESSAGE      FILE IN USE FOR WRITING

---

1035      MESSAGE      NOT IN RANGE

---

1036      MESSAGE      FILES; NUMBER OF FILES ON TAPE =

---

1037      MESSAGE      RELEASED

---

1038      MESSAGE      NO FILES WERE FOUND TO RESTORE

---

1039      MESSAGE      NO FILES WERE FOUND TO STORE

---

1040      MESSAGE      ERROR READING DISK:

---

1041      MESSAGE      ERROR WRITING DISK:

---

1042      MESSAGE      LDEV/ADDRESS=

---

1043      MESSAGE      U N U S E D

---

1044      MESSAGE      SECTORS=

---

1045      MESSAGE      ERROR=

---

1046      MESSAGE      CURRENT TITLE:

---

1047      MESSAGE      LAST TITLE SEEN:

---

---

1048	MESSAGE	FAILED TO RESTORE
------	---------	-------------------

---

1049	MESSAGE	FAILED TO STORE
------	---------	-----------------

---

1050	MESSAGE	ERROR READING FROM DISK
------	---------	-------------------------

---

1051	MESSAGE	FILES RESTORED :
------	---------	------------------

---

1052	MESSAGE	FILES STORED :
------	---------	----------------

---

1053	MESSAGE	FILES NOT ON TAPE :
------	---------	---------------------

---

1054	MESSAGE	FILES NOT STORED :
------	---------	--------------------

---

1055	MESSAGE	FILES FAILED TO RESTORE :
------	---------	---------------------------

---

1056	MESSAGE	FILES FAILED TO STORE :
------	---------	-------------------------

---

1057	MESSAGE	ERROR READING FROM TAPE
------	---------	-------------------------

---

1058	MESSAGE	FILENAME.GROUP .ACCOUNT LDN ADDRESS REEL SECTORS CODE
------	---------	---

---

1059	MESSAGE	SIZE TYP EOF LIMIT R/B #X/MX
------	---------	------------------------------

---

1060	MESSAGE	CREATED ACCESSED MODIFIED
------	---------	---------------------------

---

1061	MESSAGE	FAILED TO OPEN FILE
------	---------	---------------------

---

1062	MESSAGE	NOT ON TAPE
------	---------	-------------

---

1063	MESSAGE	YOU DO NOT HAVE READ ACCESS TO THIS FILE
------	---------	--

---

1064	MESSAGE	YOU DO NOT HAVE WRITE ACCESS TO THIS FILE
------	---------	---

---

#### 31-4 Store/Restore (Compatibility Mode)

---

1065	MESSAGE	EXPECTED
------	---------	----------

---

1066	MESSAGE	FOUND :
------	---------	---------

---

1067	MESSAGE	ADDRESS OF FILE LABEL AND ADDRESS OF FIRST EXTENT DO NOT MATCH
------	---------	--

---

1068	MESSAGE	LABEL ADDRESS
------	---------	---------------

---

1069	MESSAGE	FIRST EXTENT ADDRESS
------	---------	----------------------

---

1070	MESSAGE	BAD FILE LABEL CHECKSUM
------	---------	-------------------------

---

1071	MESSAGE	COMPUTED :
------	---------	------------

---

1072	MESSAGE	FROM LABEL :
------	---------	--------------

---

1073	MESSAGE	WRONG FILENAME FOUND IN FILE LABEL
------	---------	------------------------------------

---

1074	MESSAGE	DISMOUNT OF PRIVATE VOLUME FAILED
------	---------	-----------------------------------

---

1075	MESSAGE	NOT ALL SECTORS WRITTEN - FILE INCOMPLETE
------	---------	---

---

1076	MESSAGE	ERROR VALIDATING
------	---------	------------------

---

1077	MESSAGE	RESTORE ACROSS ACCOUNTS
------	---------	-------------------------

---

1078	MESSAGE	NO SAVE ACCESS
------	---------	----------------

---

1079	MESSAGE	DISK LOCKWORD VIOLATION
------	---------	-------------------------

---

1080	MESSAGE	TAPE LOCKWORD VIOLATION
------	---------	-------------------------

---

---

1081	MESSAGE	CAN'T PURGE;
------	---------	--------------

---

1082	MESSAGE	NO READ ACCESS;
------	---------	-----------------

---

1083	MESSAGE	ACCESS VIOLATION
------	---------	------------------

---

1084	MESSAGE	CREATOR CHANGED FROM
------	---------	----------------------

---

1085	MESSAGE	TO
------	---------	----

---

1086	MESSAGE	U N U S E D
------	---------	-------------

---

1087	MESSAGE	VOLUME SET
------	---------	------------

---

1088	MESSAGE	; MOUNT FAILED
------	---------	----------------

---

1089	MESSAGE	EOF MISSING AFTER TAPE FILE
------	---------	-----------------------------

---

1090	MESSAGE	ERROR READING TRAILING LABEL
------	---------	------------------------------

---

1091	MESSAGE	( FCHECK RETURNS )
------	---------	--------------------

---

1092	MESSAGE	( BAD SIZE )
------	---------	--------------

---

1093	MESSAGE	USER SPECIFIED
------	---------	----------------

---

1094	MESSAGE	LOGON ACCOUNT ASSUMED
------	---------	-----------------------

---

1095	MESSAGE	VALIDATION FAILED
------	---------	-------------------

---

1096	MESSAGE	ERROR GETTING NEXT VOLUME. REEL #
------	---------	-----------------------------------

---

1097	MESSAGE	END OF FILE ON LABELED TAPE
------	---------	-----------------------------

---

**31-6 Store/Restore (Compatibility Mode)**

---

1098	MESSAGE	NO FILES RESTORED .
------	---------	---------------------

---

1099	MESSAGE	FAILED TO PURGE OLD DISK FILE
------	---------	-------------------------------

---

1100	MESSAGE	ERROR OCCURRED WHILE WRITING EOF TO FILE
------	---------	--

---

1101	MESSAGE	ERROR OCCURRED WHILE SAVING RESTORED FILE
------	---------	---

---

1102	MESSAGE	OLD COPY EXISTS; KEEP SPECIFIED
------	---------	---------------------------------

---

1103	MESSAGE	ACCT.GROUP
------	---------	------------

---

1104	MESSAGE	ACCT.USER
------	---------	-----------

---

1105	MESSAGE	PROBLEM VERIFYING
------	---------	-------------------

---

1106	MESSAGE	ACCT EXISTS
------	---------	-------------

---

1107	MESSAGE	USER
------	---------	------

---

1108	MESSAGE	FILE IS LOADED
------	---------	----------------

---

1109	MESSAGE	FILE ON TAPE COULD NOT BE LOCATED
------	---------	-----------------------------------

---

1110	MESSAGE	CREATED
------	---------	---------

---

1111	MESSAGE	; CREATION FAILED
------	---------	-------------------

---

1112	MESSAGE	IN
------	---------	----

---

1113	MESSAGE	ERROR OCCURED WHILE DOING IO TO TAPE
------	---------	--------------------------------------

---

1114	MESSAGE	ERROR OCCURED WHILE DOING FILE SKIP FORWARD
------	---------	---

---

---

1115	MESSAGE	REAL TIME IS
------	---------	--------------

---

1116	MESSAGE	CPU TIME IS
------	---------	-------------

---

1117	MESSAGE	MICROSECONDS
------	---------	--------------

---

1118	MESSAGE	THIS IS REEL NUMBER
------	---------	---------------------

---

1119	MESSAGE	DESIRED REEL IS NUMBER
------	---------	------------------------

---

1120	MESSAGE	FROM
------	---------	------

---

1121	MESSAGE	PREVIOUS CATASTROPHIC ERROR
------	---------	-----------------------------

---

1122	MESSAGE	OUT OF ACCOUNT DISK SPACE
------	---------	---------------------------

---

1123	MESSAGE	OUT OF GROUP DISK SPACE
------	---------	-------------------------

---

1124	MESSAGE	ACCOUNT DOES NOT HAVE SAVE CAPABILITY
------	---------	---------------------------------------

---

1125	MESSAGE	GROUP DOES NOT HAVE SAVE CAPABILITY
------	---------	-------------------------------------

---

1126	MESSAGE	NO ROOM LEFT IN DIRECTORY
------	---------	---------------------------

---

1127	MESSAGE	DIRECTORY ERROR
------	---------	-----------------

---

1128	MESSAGE	FILE BEING ACCESSED EXCLUSIVELY
------	---------	---------------------------------

---

1129	MESSAGE	DISK FILE LOCKWORD NOT MATCHED
------	---------	--------------------------------

---

1130	MESSAGE	OUT OF DISK SPACE
------	---------	-------------------

---

1131	MESSAGE	TAPE ERROR OCCURRED
------	---------	---------------------

---

**31-8 Store/Restore (Compatibility Mode)**



---

1132	MESSAGE	NOT PURGED :
------	---------	--------------

---

1133	MESSAGE	DATABASES; NUMBER OF FILES ON TAPE =
------	---------	--------------------------------------

---

1134	MESSAGE	DATABASES FAILED TO RESTORE:
------	---------	------------------------------

---

1135	MESSAGE	DATABASE
------	---------	----------

---

1136	MESSAGE	NOT RESTORED BECAUSE OF ERROR
------	---------	-------------------------------

---

1137	MESSAGE	STORE OPERATION IS
------	---------	--------------------

---

1138	MESSAGE	% COMPLETE
------	---------	------------

---

1139	MESSAGE	LENGTH OF TAPE READ NOT MULTIPLE OF 128
------	---------	---

---

1140	MESSAGE	'SM' CAPABILITY REQUIRED
------	---------	--------------------------

---

1141	MESSAGE	'AM' OR 'SM' REQUIRED
------	---------	-----------------------

---

1142	MESSAGE	DISK FILE CORRUPTED
------	---------	---------------------

---

1143	MESSAGE	BAD FILE SIZE
------	---------	---------------

---

1144	MESSAGE	RESTORE OF FILE WAS ABORTED
------	---------	-----------------------------

---

1145	MESSAGE	CORRUPT PROCESS COMMUNICATION MESSAGE
------	---------	---------------------------------------

---

1146	MESSAGE	BAD TAPE BLOCK STRUCTURE
------	---------	--------------------------

---

1147	MESSAGE	THE LIMIT OF
------	---------	--------------

---

1148	MESSAGE	CONSECUTIVE DEVICES HAS BEEN EXCEEDED (S/R 1148)
------	---------	--

---

---

1149	MESSAGE	CONCURRENT DEVICES HAS BEEN EXCEEDED (S/R 1149)
------	---------	---

---

1150	MESSAGE	WARNING - THERE ARE NOT ENOUGH FILES TO BE EVENLY DISTRIBUTED AMONG THE AVAILABLE CONCURRENT DEVICES
------	---------	---

---

1151	MESSAGE	ONLY
------	---------	------

---

1152	MESSAGE	CONCURRENT STORE PROCESSES WILL BE USED (S/R 1152)
------	---------	--

---

1153	MESSAGE	MOUNT NEXT REEL NUMBER
------	---------	------------------------

---

1154	MESSAGE	ON LDEV
------	---------	---------

---

1155	MESSAGE	MOUNT THE PREVIOUS TAPE REEL ON LDEV
------	---------	--------------------------------------

---

1156	MESSAGE	STORE PROCESS
------	---------	---------------

---

1157	MESSAGE	IS
------	---------	----

---

1158	MESSAGE	"A"
------	---------	-----

---

1159	MESSAGE	"B"
------	---------	-----

---

1160	MESSAGE	"C"
------	---------	-----

---

1161	MESSAGE	"D"
------	---------	-----

---

1162	MESSAGE	IS COMPLETE
------	---------	-------------

---

1163	MESSAGE	FILE WAS NOT SUCCESSFULLY STORED
------	---------	----------------------------------

---

1164	MESSAGE	NOT ENOUGH RESOURCES WITHIN RESTORE
------	---------	-------------------------------------

---

**31-10 Store/Restore (Compatibility Mode)**

---

1165	MESSAGE	STORE/RESTORE INTERNAL ERROR NUMBER
1166	MESSAGE	FILENAME.GROUP.ACCOUNT REEL SECTORS CODE
1167	MESSAGE	WARNING : A MESSAGE FOR FILE NUMBER
1168	MESSAGE	COULD NOT BE FOUND (S/R 1168)
4000	MESSAGE	THE CURRENT STORE REEL IS LDEV ! IS BAD ... PLEASE TAKE IT OFF THE TAPE DRIVE ... IT IS NOT A PART OF THE CURRENT STORE TAPE SET. (S/R OFF)
4001	MESSAGE	MOUNT NEXT STORE REEL (!) ON LDEV#! (S/R 4001)
5001	MESSAGE	EACH PART OF A FILESET MUST BE 8 OR FEWER CHARACTERS LONG (S/R 5001)
5002	MESSAGE	EMPTY PART FOUND IN FILESET (S/R 5002)
5003	MESSAGE	'\$' MAY NOT OCCUR WITH WILDCARDS (S/R 5003)
5004	MESSAGE	'*' MAY NOT OCCUR WITH WILDCARDS (S/R 5004)
5005	MESSAGE	EXPECTED ALPHABETIC CHARACTER TO START FILESET (S/R 5005)
5006	MESSAGE	LOCKWORD MAY ONLY FOLLOW THE FILE PART OF A FILE TITLE (S/R 5006)
5007	MESSAGE	TOO MANY PERIODS (PARTS) IN FILESET (S/R 5007)
5008	MESSAGE	IF A '*' IS USED, IT MUST BE THE FIRST CHARACTER OF A FILESET (S/R 5008)
5009	MESSAGE	IF A '\$' IS USED, IT MUST BE THE FIRST CHARACTER OF A FILESET (S/R 5009)

---

---

5010	MESSAGE	ILLEGAL CHARACTER FOUND IN FILESET, EXPECTED ONE OF: A..Z, a..z, 0..9, @, ?, #, ., /, *, OR \$ (S/R 5010)
------	---------	---

---

5011	MESSAGE	ONE OR MORE REQUIRED PARAMETERS TO DISPLAY'TO'STANDARD WAS OMITTED (S/R 5011)
------	---------	---

---

6000	MESSAGE	ERROR WHILE WRITING TO TAPE (S/R 6000)
------	---------	--

---

6001	MESSAGE	SPECIAL CHARACTER IN TAPE FILE NAME (S/R 6001)
------	---------	--

---

6002	MESSAGE	EXPECTED ALPHABETIC CHARACTER TO START TAPE NAME (S/R 6002)
------	---------	---

---

6003	MESSAGE	TAPE FILE NAME > 8 CHARACTERS LONG (S/R 6003)
------	---------	---

---

6004	MESSAGE	EXPECTED "*" INDICATING BACK REFERENCE FOR TAPE FILE (S/R 6004)
------	---------	---

---

6005	MESSAGE	TAPE FILE NAME IS A REQUIRED PARAMETER (S/R 6005)
------	---------	---

---

6006	MESSAGE	SEMICOLON REQUIRED BETWEEN KEYWORDS (S/R 6006)
------	---------	--

---

6007	MESSAGE	HIT END-OF-FILE WRITING TO CANDIDATE FILE (S/R 6007)
------	---------	--

---

6008	MESSAGE	EXPECTED "FILES=" (S/R 6008)
------	---------	------------------------------

---

6009	MESSAGE	EXPECTED FILE COUNT LIMIT GREATER THAN 0 (S/R 6009)
------	---------	---

---

6010	MESSAGE	EXPECTED ONE OF: DATE, FILES, ONERROR, PROGRESS, PURGE, RELEASE, SHOW (S/R 6010)
------	---------	--

---

6011	MESSAGE	*MORE THAN ! PARAMETERS TO STORE COMMAND (S/R 6011)
------	---------	---

---

6012	MESSAGE	FAILED TO CONVERT FILESET NAME INTO A 'PATTERN' (S/R 6012)
------	---------	--

---

**31-12 Store/Restore (Compatibility Mode)**

---

6013	MESSAGE	*UNEXPECTED "=" WHILE PARSING FILE SET NAMES (S/R 6013)
------	---------	---

---

6014	MESSAGE	UNABLE TO OPEN LIST FILE. FORCED TO \$STDLIST (S/R 6014)
------	---------	--

---

6015	MESSAGE	INSUFFICIENT STACK TO DO STORE (S/R 6015)
------	---------	---

---

6016	MESSAGE	FOPTIONS ON TAPE WRONG - SHOULD BE NOCCTL, UNDEFINED RECORD FORMAT, BINARY, NEW, NOCCTL (S/R 6016)
------	---------	--

---

6017	MESSAGE	AOPTIONS ON TAPE WRONG - SHOULD BE WAIT, EXCLUSIVE, NO MULTIRECORD, UPDATE (S/R 6017)
------	---------	---

---

6018	MESSAGE	TAPE FILE EQUATION IS MISSING (S/R 6018)
------	---------	--

---

6019	MESSAGE	*IRRECOVERABLE ERROR ON SCRATCH FILE - STORE STOPPED (S/R 6019)
------	---------	---

---

6020	MESSAGE	WARNING: OPERATION CONTINUING DESPITE DISK READ ERROR (S/R 6020)
------	---------	--

---

6021	MESSAGE	('RELEASE' IS TRUE... ALL FILES ON TAPE ARE 'PUBLIC') (S/R 6021)
------	---------	--

---

6022	MESSAGE	STORE/RESTORE, VERSION 3 (C) 1986 HEWLETT-PACKARD CO.
------	---------	---

---



## Store/Restore (Native Mode) and TurboSTORE/iX

---

### (S/R)

---

1	MESSAGE	(RE)STORE ENCOUNTERED EXCESSIVE REWIND ERRORS ON LDEV !
	CAUSE	Bad media or drive problem caused too many errors.
	ACTION	Physically dismount bad media and mount new one.

---

6	MESSAGE	READY TO TRY REWIND FOR (RE)STORE on LDEV ! (Y/N)
	CAUSE	Too many rewind errors on previous try.
	ACTION	Mount good media and reply to console query.

---

11	MESSAGE	STORE/RESTORE ENCOUNTERED UNKNOWN MEDIA ON LDEV !
	CAUSE	Media type is incompatible with store subsystem.
	ACTION	Mount compatible media type or update store.

---

16	MESSAGE	LABEL READ FAIL ON LDEV !. USE ANYWAY?(Y/N)
	CAUSE	Media read error while trying to read media label.
	ACTION	Check paper label on media and reply to the console query.

---

17	MESSAGE	LABEL READ FAIL ON LDEV ! FOR MEDIA !. USE IT?(Y/N)
	CAUSE	Media read error on label read with (re)storeset option.
	ACTION	Check paper label on media and reply to console query.

---

18	MESSAGE	LABEL READ FAIL ON LDEV ! FOR MEDIA !. USE IT?(Y/N)
	CAUSE	Media read error on label read with (re)storeset option.
	ACTION	Check the paper label and reply to the console query.

---

---

21	MESSAGE CAUSE ACTION	MOUNT NEXT MEDIA FOR RESTORE ON LDEV ! Restore finished the current mounted media. Mount next media to be restored.
----	----------------------------	---

---

22	MESSAGE CAUSE ACTION	MOUNT MEDIA ! FOR RESTORE ON LDEV ! Restore with restoreset option finished the currently mounted media. Mount next media on specified ldev.
----	----------------------------	--

---

23	MESSAGE CAUSE ACTION	MOUNT MEDIA ! OF SET ! FOR RESTORE ON LDEV ! Restore with restoreset finished a media from parallal set store. Mount next media of the specified set on requesting ldev.
----	----------------------------	--

---

26	MESSAGE CAUSE ACTION	DISMOUNT CURRENT MEDIA FOR RESTORE ON LDEV ! A wrong media was mounted for restore on specified ldev. Dismount wrong media and mount a correct one.
----	----------------------------	---

---

27	MESSAGE CAUSE ACTION	DISMOUNT MEDIA ! FOR RESTORE ON LDEV ! An out of order media was mounted. Dismount this media and mount a correct one.
----	----------------------------	--

---

28	MESSAGE CAUSE ACTION	DISMOUNT MEDIA ! OF SET ! FOR RESTORE ON LDEV ! An out of order media was mounted for restore. Dismount wrong media and mount the correct one.
----	----------------------------	--

---

30	MESSAGE CAUSE ACTION	MEDIA LEADER TOO SHORT. DISMOUNT CURRENT MEDIA ON LDEV ! Media error encountered due to insufficient media leader. Mount media with long enough media leader.
----	----------------------------	---

---

31	MESSAGE CAUSE ACTION	MEDIA ON LDEV ! IS NOT A STORE MEDIA A non-store media is mounted for restore. Only store media can be read by NM restore.
----	----------------------------	--

---



---

36	MESSAGE	MEDIA ON LDEV ! IS PREVIOUS TO REQUESTED MEDIA
	CAUSE	An out of order media was mounted for restore.
	ACTION	Dismount this media and mount the correct one.

---

37	MESSAGE	MEDIA ! ON LDEV ! IS PREVIOUS TO REQUESTED MEDIA
	CAUSE	An out of order media was mounted for restore with restoreset option.
	ACTION	Dismount this media and mount the correct one.

---

38	MESSAGE	MEDIA ! OF SET ! ON LDEV ! IS PREVIOUS TO REQUESTED MEDIA
	CAUSE	An out of order media from a parallel storeset was mounted for restore.
	ACTION	Dismount this media and mount the correct one.

---

41	MESSAGE	INCORRECT MEDIA DISMOUNTED BY RESTORE ON LDEV !
	CAUSE	An incorrect media was placed offline by restore.
	ACTION	Unload this media and mount the correct one.

---

46	MESSAGE	MEDIA ON LDEV ! IS NOT FROM THIS STORE SET
	CAUSE	The mounted media is not from the set being restored on this ldev.
	ACTION	Dismount the incorrect media and mount the correct one.

---

47	MESSAGE	MEDIA ON LDEV ! WAS MOUNTED BUT NEVER WRITTEN
	CAUSE	Although the media on the specified ldev was mounted (most likely for a serial store), no data was written to it.
	ACTION	Do not include this media as part of the backup, since it contains no data.

---

51	MESSAGE	MEDIA ON LDEV ! WAS NOT REQUESTED . USE IT? (Y/N)
	CAUSE	Media later than requested was mounted on ldev.
	ACTION	Reply Y if you want to skip media otherwise reply n and mount correct media.

---

---

52	MESSAGE	MEDIA ! ON LDEV ! WAS NOT REQUESTED. USE IT? (Y/N)
	CAUSE	Media later than requested was mounted along with restoreset option.
	ACTION	Reply Y if want to skip media or else reply N and mount the correct media.

---

53	MESSAGE	MEDIA ! OF SET ! ON LDEV ! IS WRONG . USE IT? (Y/N)
	CAUSE	Media from later set than requested was mounted.
	ACTION	Reply Y if want to skip media else reply y and mount correct media.

---

56	MESSAGE	MOUNT NEXT MEDIA FOR STORE ON LDEV !
	CAUSE	Store finished writing the current media .
	ACTION	Unload current media and mount a new one.

---

57	MESSAGE	MOUNT MEDIA ! FOR STORE ON LDEV !
	CAUSE	Store with storeset option finished writing a media.
	ACTION	Unload the current media and mount a new one.

---

58	MESSAGE	MOUNT MEDIA ! OF SET ! FOR STORE ON LDEV !
	CAUSE	Store with storeset option finished writing a media.
	ACTION	Unload the current media and mount a new one.

---

61	MESSAGE	STORE IS STARTING TO WRITE NEXT MEDIA ON LDEV !
	CAUSE	Store accepted the newly mounted media.
	ACTION	None.

---

62	MESSAGE	STORE IS STARTING TO WRITE MEDIA ! ON LDEV !
	CAUSE	Store with storeset option accepted the newly mounted media.
	ACTION	None.

---

63	MESSAGE	STORE IS STARTING TO WRITE MEDIA ! OF SET ! ON LDEV !
	CAUSE	Store with storeset option accepted the newly mounted media.
	ACTION	None.

---

---

66	MESSAGE	MEDIA ON LDEV ! IS PART OF CURRENT STORE SET
	CAUSE	Media of the current store command was remounted to be overwritten.
	ACTION	Save this media and mount a blank one instead.

---

67	MESSAGE	MEDIA ! ON LDEV ! IS PART OF CURRENT STORE SET
	CAUSE	Media from current store with storeset option was mounted to be overwritten.
	ACTION	Save this media and mount a blank one.

---

68	MESSAGE	MEDIA ! OF SET ! ON LDEV ! IS PART OF CURRENT STORE SET
	CAUSE	Media of current store with storeset option was mounted to be overwritten.
	ACTION	Save this media and mount a blank one.

---

71	MESSAGE	MEDIA ON LDEV ! IS BAD . CONTINUE ANYWAY?(Y/N)
	CAUSE	The media just mounted gave write errors at some time before this.
	ACTION	Reply Y if you want to retry the media or else reply N and mount a good media.

---

76	MESSAGE	STORE IS MARKING MEDIA BAD ON LDEV !
	CAUSE	Store came accross a write error on this media.
	ACTION	Dismount this media and mount a good one.

---

77	MESSAGE	STORE IS MARKING MEDIA ! BAD ON LDEV !
	CAUSE	Store with storeset option had a write error on specified ldev.
	ACTION	Dismount bad media and mount a good one.

---

78	MESSAGE	STORE IS MARKING MEDIA ! OF SET ! BAD ON LDEV !
	CAUSE	Store with storeset option had a write error on the specified ldev.
	ACTION	Dismount bad media and mount a good one.

---

---

81	MESSAGE	RESTORE IS ASSUMING THAT NEXT MEDIA IS ON LDEV !
	CAUSE	Media was mounted on ldev out of sequence with restoreset order.
	ACTION	None.

---

82	MESSAGE	RESTORE IS ASSUMING THAT MEDIA ! IS ON LDEV !
	CAUSE	Media was mounted on an ldev out of sequence from restoreset order.
	ACTION	None.

---

83	MESSAGE	RESTORE IS ASSUMING THAT MEDIA ! OF SET ! IS ON LDEV !
	CAUSE	Media was mounted on ldev out of sequence with the restoreset option order.
	ACTION	None.

---

86	MESSAGE	USE DAMAGED TAPE AS NEXT MEDIA ON LDEV !(Y/N)
	CAUSE	The media directory on this media was damaged.
	ACTION	Reply Y if this indeed is the correct media or else reply N and mount the correct one.

---

87	MESSAGE	USE DAMAGED TAPE AS MEDIA ! ON LDEV !(Y/N)
	CAUSE	The media directory on this media was found to be damaged.
	ACTION	Reply Y to console query if this indeed is the correct media or else reply N.

---

88	MESSAGE	USE DAMAGED TAPE AS MEDIA ! OF SET ! ON LDEV !(Y/N)
	CAUSE	The media directory on this media was damaged.
	ACTION	Reply Y to the console query if this indeed is the correct media or else reply N.

---

91	MESSAGE	FILES LOCKED BY ONLINE STORE ARE NOW FREE FOR READ/WRITE/PURGE
	CAUSE	The files specified for an online store have been attached to the logging mechanism.
	ACTION	These files may now been opened for read or write access, or may be purged.

---

---

92	MESSAGE	THE MEDIA ON LDEV ! IS ALLOCATED TO SOME OTHER DRIVE
	CAUSE	The media that has been mounted belongs to a parallel restoreset that is already being restored on another device.
	ACTION	Dismount this media and mount a piece of media that does not belong to an already allocated restoreset.

---

93	MESSAGE	MEDIA ! ON LDEV ! IS ALLOCATED TO SOME OTHER DRIVE
	CAUSE	The media that has been mounted belongs to a parallel restoreset that is already being restored on another device.
	ACTION	Dismount this tape and mount a piece of media that does not belong to an already allocated restoreset.

---

94	MESSAGE	MEDIA ! OF SET ! ON LDEV ! IS ALLOCATED TO SOME OTHER DRIVE
	CAUSE	The media that has been mounted belongs to a parallel restoreset that is already being restored on another device.
	ACTION	Dismount this tape and mount a piece of media that does not belong to an already allocated restoreset.

---

96	MESSAGE	FILES OF STORE SET ! WILL BE RESTORED WHEN A DRIVE BECOMES FREE
	CAUSE	There are more parallel restoresets to restore than there are devices, so the specified set will be restored once a backup device becomes available.
	ACTION	Information only. When a drive becomes free, this set can be mounted and restored.

---

99	MESSAGE	STARTING TO RESTORE THE FILES OF STORE SET ! ON LDEV !
	CAUSE	The files of the specified store set are now being restored from the specified ldev.
	ACTION	Information only.

---

102	MESSAGE	LDEV ! SPECIFIED IN THE RESTORESET OPTION IS RELEASED
	CAUSE	There are no files to restore from this device, so it is being closed.
	ACTION	Information only.

---

---

114	MESSAGE	Labeled volume mounted for unlabeled store on ldev !.
	CAUSE	Labeled volumes can not be used for unlabeled stores.
	ACTION	Dismount this volume and mount an unlabeled media.

---

115	MESSAGE	DISMOUNT VOLUME OF VOLSET ! FOR RESTORE ON LDEV !
	CAUSE	The specified labeled volume is no longer needed by restore.
	ACTION	Dismount the volume from the specified ldev.

---

116	MESSAGE	DISMOUNT MEDIA ! OF VOLSET ! FOR RESTORE ON LDEV !
	CAUSE	The specified labeled volume is no longer needed by restore.
	ACTION	Dismount the volume from the specified ldev.

---

117	MESSAGE	DISMOUNT VOL ! OF VOLSET ! FOR RESTORE ON LDEV !
	CAUSE	The specified labeled volume is no longer needed by restore.
	ACTION	Dismount the volume from the specified ldev.

---

118	MESSAGE	FILES OF VOLSET ! WILL BE RESTORED WHEN A DRIVE BECOMES FREE
	CAUSE	There are more parallel restoresets to restore than there are devices, so the specified volume set will be restored once a backup device becomes available.
	ACTION	Information only. When a drive becomes free, this set can be mounted and restored.

---

121	MESSAGE	STARTING TO RESTORE FILES OF VOLSET ! ON LDEV !
	CAUSE	The files of the specified volume set are now being restored from the specified ldev.
	ACTION	Information only.

---

124	MESSAGE	RESTORE ASSUMES THAT NEXT VOL OF VOLSET ! IS ON LDEV !
	CAUSE	Even though an error was encountered while reading the label of this volume, the user has instructed that it be used anyway, and restore assumes it is the specified volume.
	ACTION	Information only.

---

---

125	MESSAGE	RESTORE ASSUMES THAT MEDIA ! OF VOLSET ! IS ON LDEV !
	CAUSE	Even though an error was encountered while reading the label of this volume, the user has instructed that it be used anyway, and restore assumes it is the specified volume.
	ACTION	Information only.

---

126	MESSAGE	RESTORE ASSUMES THAT VOL ! OF VOLSET ! IS ON LDEV !
	CAUSE	Even though an error was encountered while reading the label of this volume, the user has instructed that it be used anyway, and restore assumes it is the specified volume.
	ACTION	Information only.

---

127	MESSAGE	USE DAMAGED MEDIA AS NEXT VOLUME OF SET ! ON LDEV ! (Y/N)
	CAUSE	An error was encountered while reading the label of this volume.
	ACTION	Reply Yes to the console request if this volume should be used anyway. Reply No to cause this volume to be dismantled.

---

128	MESSAGE	USE DAMAGED MEDIA AS MEDIA ! OF SET ! ON LDEV !(Y/N)
	CAUSE	An error was encountered while reading the label of this volume.
	ACTION	Reply Yes to the console request if this volume should be used anyway. Reply No to cause this volume to be dismantled.

---

129	MESSAGE	USE DAMAGED MEDIA AS VOL ! OF SET ! ON LDEV !(Y/N)
	CAUSE	An error was encountered while reading the label of this volume.
	ACTION	Reply Yes to the console request if this volume should be used anyway. Reply No to cause this volume to be dismantled.

---

130	MESSAGE	MOUNT NEXT MEMBER OF VOLSET ! FOR RESTORE ON LDEV !
	CAUSE	Restore needs the next member of the specified volume set.
	ACTION	Find and mount the next member of the specified volume set on the specified ldev.

---

131	MESSAGE	MOUNT MEDIA ! OF VOLSET ! FOR RESTORE ON LDEV !
	CAUSE	Restore needs a specific member of the specified volume set.
	ACTION	Find and mount the requested media on the specified ldev.

---

---

132	MESSAGE CAUSE ACTION	MOUNT VOL ! OF VOLSET ! FOR RESTORE ON LDEV ! Restore needs a specific volume from a specific volume set. Find and mount the requested volume on the specified ldev.
-----	----------------------------	--

---

133	MESSAGE CAUSE ACTION	VOLUME OF SET ! ON LDEV ! INCORRECT. USE IT? (Y/N) An unexpected labeled volume was mounted for restore. Reply Yes to the console message to have restore use this volume. All files that were on unmounted volumes previous to this one will not be restore. Reply No to cause this volume to be dismounted.
-----	----------------------------	---

---

134	MESSAGE CAUSE ACTION	MEDIA ! OF SET ! ON LDEV ! INCORRECT. USE IT? (Y/N) An unexpected labeled volume was mounted for restore. Reply Yes to the console message to have restore use this volume. All files that were on unmounted volumes previous to this one will not be restore. Reply No to cause this volume to be dismounted.
-----	----------------------------	--

---

135	MESSAGE CAUSE ACTION	VOL ! OF SET ! ON LDEV ! INCORRECT. USE IT? (Y/N) An unexpected labeled volume was mounted for restore. Reply Yes to the console message to have restore use this volume. All files that were on unmounted volumes previous to this one will not be restore. Reply No to cause this volume to be dismounted.
-----	----------------------------	--

---

136	MESSAGE CAUSE ACTION	MEMBER OF VOLSET ! ON LDEV ! IS NOT A STORE MEDIA A non-store labeled volume was mounted for restore. Only store media can be read by NM Restore.
-----	----------------------------	---

---

137	MESSAGE CAUSE ACTION	MEDIA ! OF VOLSET ! ON LDEV ! IS NOT A STORE MEDIA A non-store labeled volume was mounted for restore. Only store media can be read by NM Restore.
-----	----------------------------	--

---

138	MESSAGE CAUSE ACTION	VOL ! OF VOLSET ! ON LDEV ! IS NOT A STORE MEDIA A non-store labeled volume was mounted for restore. Only store media can be read by NM Restore.
-----	----------------------------	--

---



---

139        MESSAGE        VOLUME OF VOLSET ! ON LDEV ! IS ALLOCATED TO ANOTHER DRIVE  
          CAUSE        The volume that has been mounted belongs to a parallel  
                          restoreset that is already being restored on another device.  
          ACTION        Dismount this volume and mount a volume that does not belong  
                          to an already allocated restoreset.

---

140        MESSAGE        MEDIA ! OF VOLSET ! ON LDEV ! IS ALLOCATED TO ANOTHER DRIVE  
          CAUSE        The volume that has been mounted belongs to a parallel  
                          restoreset that is already being restored on another device.  
          ACTION        Dismount this volume and mount a volume that does not belong  
                          to an already allocated restoreset.

---

141        MESSAGE        VOL ! OF VOLSET ! ON LDEV ! IS ALLOCATED TO ANOTHER DRIVE  
          CAUSE        The volume that has been mounted belongs to a parallel  
                          restoreset that is already being restored on another device.  
          ACTION        Dismount this volume and mount a volume that does not belong  
                          to an already allocated restoreset.

---

142        MESSAGE        VOLUME NOT MEMBER OF VOLSET ! ; DISMOUNTED BY RESTORE ON  
                          LDEV !  
          CAUSE        The wrong labeled volume has been mounted for this restore.  
          ACTION        This volume is being dismounted. The next console message will  
                          specify which volume should be mounted.

---

143        MESSAGE        VOLUME NOT MEMBER OF VOLSET ! ; DISMOUNTED BY RESTORE ON  
                          LDEV !  
          CAUSE        The wrong labeled volume has been mounted for this restore.  
          ACTION        This volume is being dismounted. The next console message will  
                          specify which volume should be mounted.

---

144        MESSAGE        VOLUME NOT MEMBER OF VOLSET ! ; DISMOUNTED BY RESTORE ON  
                          LDEV !  
          CAUSE        The wrong labeled volume has been mounted for this restore.  
          ACTION        This volume is being dismounted. The next console message will  
                          specify which volume should be mounted.

---

---

145	MESSAGE	MEMBER OF VOLSET ! ON LDEV ! IS PRIOR TO THAT REQUESTED
	CAUSE	A volume which has already be restored from, or which is no longer needed, has been mounted.
	ACTION	Dismount this volume and mount the previously requested volume.

---

146	MESSAGE	MEDIA ! OF VOLSET ! ON LDEV ! IS PRIOR TO THAT REQUESTED
	CAUSE	A volume which has already be restored from, or which is no longer needed, has been mounted.
	ACTION	Dismount this volume and mount the previously requested volume.

---

147	MESSAGE	VOL ! OF VOLSET ! ON LDEV ! IS PRIOR TO THAT REQUESTED
	CAUSE	A volume which has already be restored from, or which is no longer needed, has been mounted.
	ACTION	Dismount this volume and mount the previously requested volume.

---

148	MESSAGE	VOL ID GIVEN FOR MEMBER OF VOLSET ! ON LDEV ! IS INVALID
	CAUSE	The volume id of this volume is incorrect.
	ACTION	Dismount this volume and mount a volume from the specified volume set.

---

152	MESSAGE	LABEL TYPE CLASH BETWEEN VOLSET ! AND VOLUME ON LDEV !
	CAUSE	Either an ANSI labeled volume was mounted when an IBM label was expected, or vice versa.
	ACTION	Mount a type-compatible labeled volume.

---

153	MESSAGE	LABEL TYPE CLASH BETWEEN VOLSET ! AND VOLUME ON LDEV !
	CAUSE	Either an ANSI labeled volume was mounted when an IBM label was expected, or vice versa.
	ACTION	Mount a type-compatible labeled volume.

---

154	MESSAGE	LABEL TYPE CLASH BETWEEN VOLSET ! AND VOLUME ON LDEV !
	CAUSE	Either an ANSI labeled volume was mounted when an IBM label was expected, or vice versa.
	ACTION	Mount a type-compatible labeled volume.

---

---

155	MESSAGE	REPLY WITH VOL ID FOR MEMBER OF VOLSET !
	CAUSE	A new labeled volume needs a volume id.
	ACTION	Reply to the console message with the new volume id for this volume.

---

156	MESSAGE	REPLY WITH VOL ID FOR MEDIA ! OF VOLSET !
	CAUSE	A new labeled volume needs a volume id.
	ACTION	Reply to the console message with the new volume id for this volume.

---

157	MESSAGE	VOLUME OF VOLSET ! ON LDEV ! IS BEING MARKED BAD
	CAUSE	A media error occurred while writing to this volume. The volume will be marked bad to indicate there was an error while writing to it.
	ACTION	After store has marked this volume bad, dismount it and mount a new volume.

---

158	MESSAGE	MEDIA ! OF VOLSET ! ON LDEV ! IS BEING MARKED BAD
	CAUSE	A media error occurred while writing to this volume. The volume will be marked bad to indicate there was an error while writing to it.
	ACTION	After store has marked this volume bad, dismount it and mount a new volume.

---

159	MESSAGE	VOL ! OF VOLSET ! ON LDEV ! IS BEING MARKED BAD
	CAUSE	A media error occurred while writing to this volume. The volume will be marked bad to indicate there was an error while writing to it.
	ACTION	After store has marked this volume bad, dismount it and mount a new volume.

---

160	MESSAGE	MOUNT NEXT MEMBER FOR VOLSET ! FOR STORE ON LDEV !
	CAUSE	Store has finished writing to the current volume and needs the next volume.
	ACTION	Dismount the current volume and mount the next volume for the volume set on the specified ldev.

---

---

161	MESSAGE	MOUNT MEDIA ! FOR VOLSET ! FOR STORE ON LDEV !
	CAUSE	Store has finished writing to the current volume and needs the next volume.
	ACTION	Dismount the current volume and mount the next media for the volume set on the specified ldev.

---

162	MESSAGE	MOUNT VOL ! FOR VOLSET ! FOR STORE ON LDEV !
	CAUSE	Store has finished writing to the current volume and needs the next volume.
	ACTION	Dismount the current volume and mount the specified volume for the volume set on the specified ldev.

---

163	MESSAGE	STARTING TO WRITE TO MEMBER OF VOLSET ! ON LDEV !
	CAUSE	Store is being to write to a member of the specified volume set.
	ACTION	Information only.

---

164	MESSAGE	STARTING TO WRITE TO MEDIA ! OF VOLSET ! ON LDEV !
	CAUSE	Store is being to write to a member of the specified volume set.
	ACTION	Information only.

---

165	MESSAGE	STARTING TO WRITE TO VOL ! OF VOLSET ! ON LDEV !
	CAUSE	Store is being to write to a member of the specified volume set.
	ACTION	Information only.

---

166	MESSAGE	MEMBER OF VOLSET ! ON LDEV ! IS PART OF CURRENT STORE SET
	CAUSE	A volume that has already been written to as part of this backup was re-mounted.
	ACTION	Dismount this volume and mount a volume that has not yet been written to as part of this store.

---

167	MESSAGE	MEDIA ! OF VOLSET ! ON LDEV ! IS PART OF CURRENT STORE SET
	CAUSE	A volume that has already been written to as part of this backup was re-mounted.
	ACTION	Dismount this volume and mount a volume that has not yet been written to as part of this store.

---

---

168	MESSAGE	VOL ! OF VOLSET ! ON LDEV ! IS PART OF CURRENT STORE SET
	CAUSE	A volume that has already been written to as part of this backup was re-mounted.
	ACTION	Dismount this volume and mount a volume that has not yet been written to as part of this store.

---

169	MESSAGE	OK TO RE-LABEL EXPIRED VOLUME ! (Y/N)
	CAUSE	An expired volume with a different volume set id has been mounted for a store.
	ACTION	Reply Yes if it is ok to relabel this volume. Reply No if this volume should not be overwritten.

---

170	MESSAGE	OK TO RE-LABEL EXPIRED VOLUME ! AS ! (Y/N)
	CAUSE	An expired volume with a different volume set id has been mounted for a store.
	ACTION	Reply Yes if it is ok to relabel this volume. Reply No if this volume should not be overwritten.

---

171	MESSAGE	OK TO RE-LABEL EXPIRED VOLUME ! AS ! (Y/N)
	CAUSE	An expired volume with a different volume set id has been mounted for a store.
	ACTION	Reply Yes if it is ok to relabel this volume. Reply No if this volume should not be overwritten.

---

172	MESSAGE	STORE CANNOT OVERWRITE UNEXPIRED VOLUME ! ON LDEV# \
	CAUSE	An unexpired volume was mounted for a store.
	ACTION	Dismount this volume and mount a volume that has expired.

---

173	MESSAGE	STORE CANNOT OVERWRITE UNEXPIRED VOLUME ! ON LDEV# \
	CAUSE	An unexpired volume was mounted for a store.
	ACTION	Dismount this volume and mount a volume that has expired.

---

174	MESSAGE	STORE CANNOT OVERWRITE UNEXPIRED VOLUME ! ON LDEV# \
	CAUSE	An unexpired volume was mounted for a store.
	ACTION	Dismount this volume and mount a volume that has expired.

---

---

175	MESSAGE	MEMBER OF VOLSET ! ON LDEV ! HAS INCORRECT HDR LABELS
	CAUSE	A volume mounted for restore has incorrect HDR1 labels.
	ACTION	Mount a valid volume of the specified volume set.

---

176	MESSAGE	MEDIA ! OF VOLSET ! ON LDEV ! HAS INCORRECT HDR LABELS
	CAUSE	A volume mounted for restore has incorrect HDR1 labels.
	ACTION	Mount a valid volume of the specified volume set.

---

177	MESSAGE	VOL ! OF VOLSET ! ON LDEV ! HAS INCORRECT HDR LABELS
	CAUSE	An unexpired volume was mounted for a store.
	ACTION	Dismount this volume and mount a volume that has expired.

---

185	MESSAGE	MAKE UNLABELED MEDIA ON LDEV ! PART OF LABELED SET (Y/N)
	CAUSE	An unlabeled media has been mounted for a labeled store.
	ACTION	Reply Yes to the console request if this unlabeled media should be converted to a labeled volume.

---

186	MESSAGE	MAKE UNLABELED MEDIA ON LDEV ! PART OF LABELED SET (Y/N)
	CAUSE	An unlabeled media has been mounted for a labeled store.
	ACTION	Reply Yes to the console request if this unlabeled media should be converted to a labeled volume.

---

187	MESSAGE	MAKE UNLABELED MEDIA ON LDEV ! PART OF LABELED SET (Y/N)
	CAUSE	An unlabeled media has been mounted for a labeled store.
	ACTION	Reply Yes to the console request if this unlabeled media should be converted to a labeled volume.

---

188	MESSAGE	VOLUME MOUNTED ON LDEV ! WAS NOT REQUESTED
	CAUSE	A different labeled volume than the one requested was mounted for a store.
	ACTION	Dismount this volume and mount the requested volume.

---

---

189	MESSAGE	VOLUME MOUNTED ON LDEV ! WAS NOT REQUESTED
	CAUSE	A different labeled volume than the one requested was mounted for a store.
	ACTION	Dismount this volume and mount the requested volume.

---

190	MESSAGE	VOLUME MOUNTED ON LDEV ! WAS NOT REQUESTED
	CAUSE	A different labeled volume than the one requested was mounted for a store.
	ACTION	Dismount this volume and mount the requested volume.

---

191	MESSAGE	RESTORE SKIPPING SLT IN PROGRESS ON LDEV !
	CAUSE	Restore is skipping over the SLT portion of combined SLT/Store.
	ACTION	Information only.

---

198	MESSAGE	OK TO RESTORE FILES OF SET ! ON LDEV ! (Y/N)
	CAUSE	Restore needs verification that the specified restoreset should be restored from the MO at the specified ldev.
	ACTION	Reply "Yes" to the console message if this is the set that should be restored. Reply "No" otherwise.

---

203	MESSAGE	ARE ALL FILES AND DATABASES QUIESCED FOR ONLINE BACKUP #! ? (Y/N)
	CAUSE	You have specified the ASK parameter to the ONLINE option, requesting that TurboSTORE notify via a console request when the True-Online sync point is about to occur.
	ACTION	Make sure that all non-HP databases and other files are ready for the sync point. Then, reply Y to this request if you want the sync point to occur. If you want to cancel this backup, reply N.

---

206	MESSAGE	DO YOU WANT TO ABORT THE BACKUP? (Y/N)
	CAUSE	You have replied "N" to the ASK request during a True-Online backup.
	ACTION	If you reply "Y" to this message, the backup will abort and will be invalid. If you reply "N" to this message, you will be asked if all files and databases are quiesced for an online backup.

---

---

209	MESSAGE	ONLINE BACKUP SYNC POINT STARTING
	CAUSE	TurboSTORE is starting to quiesce all databases specified for a True-Online backup.
	ACTION	None required, information only. You may notice a pause in database access during the online sync point for all databases being stored by a 7x24 online backup.

---

212	MESSAGE	ONLINE BACKUP SYNC POINT FINISHED
	CAUSE	TurboSTORE has completed the 7x24 online sync point and has unquiesced all databases.
	ACTION	None required, information only. Users should be able to access quiesced databases now.

---

215	MESSAGE	ALL NON-STANDARD DATABASES CAN BE UNQUIESCED NOW
	CAUSE	The 7x24 online sync point has completed.
	ACTION	If you had to manually quiesce any non-HP databases, they can now be unquiesced.

---

218	MESSAGE	MOUNT LAST MEDIA FOR RESTORE ON LDEV \
	CAUSE	RESTORE needs to read the final media directory from the last media of the backup.
	ACTION	Mount the last media of the backup.

---

221	MESSAGE	MOUNT LAST MEMBER OF VOLSET ! FOR RESTORE ON LDEV \
	CAUSE	RESTORE needs to read the final media directory from the last media of the backup.
	ACTION	Mount the last volume of the specified volume set.

---

224	MESSAGE	STORE/RESTORE ENCOUNTERED A POWERFAIL ON LDEV !
	CAUSE	A powerfail or bus reset occurred on the specified LDEV
	ACTION	If this was reported from STORE, STORE will automatically rewind the current media and rewrite the data. If this is reported by RESTORE, the RESTORE will abort, since RESTORE cannot recover from a device powerfail.

---



---

225	MESSAGE	STORE/RESTORE ENCOUNTERED A POWERFAIL ON REMOTE DEVICE FILE "!"
	CAUSE	A powerfail or bus reset occurred on the specified remove device
	ACTION	If this was reported from STORE, STORE will automatically rewind the current media and rewrite the data. If this is reported by RESTORE, the RESTORE will abort, since RESTORE cannot recover from a device powerfail.

---

227	MESSAGE	STORE/RESTORE LOST TAPE TENSION ON LDEV !
	CAUSE	While accessing a device, a tape tension lost condition was reported.
	ACTION	STORE try to recover from this situation by rewinding the current media and rewriting the reel. RESTORE cannot recover from such a situation and will abort. Make sure your tape devices are clean.

---

228	MESSAGE	STORE/RESTORE LOST TAPE TENSION ON REMOTE DEVICE FILE "!"
	CAUSE	While accessing a remote device, a tape tension lost condition was reported.
	ACTION	STORE try to recover from this situation by rewinding the current media and rewriting the reel. RESTORE cannot recover from such a situation and will abort. Make sure your tape devices are clean.

---

301	MESSAGE	WARNING: 'FILES' OPTION HAS BEEN REDUNDANTLY SPECIFIED (S/R 301)
	CAUSE	The FILES option was entered more than once.
	ACTION	Information only.

---

302	MESSAGE	EXPECTED '={maxfiles}' AFTER 'FILES' OPTION. SYNTAX 'FILES={maxfiles}' (S/R 302)
	CAUSE	You did not type the files parameter correctly.
	ACTION	Check the syntax and retype the command.

---

303	MESSAGE	SPECIFIED MAXFILES VALUE FOR 'FILES={maxfiles}' EXCEEDS THE MAXIMUM ALLOWED. (S/R 303)
	CAUSE	The maximum files limit of the files parameter has been exceeded.
	ACTION	Information only.

---

---

304	MESSAGE	EXPECTED 'FILES={maxfiles}' WHERE {maxfiles} IS A POSITIVE INTEGER. (S/R 304)
	CAUSE	You have specified a negative 'maxfiles' number.
	ACTION	Information only.

---

305	MESSAGE	'FILES' OPTION CANNOT BE USED WITH THE 'LISTDIR' OPTION. (S/R 305)
	CAUSE	The files and listdir options are not allowed on the same command line.
	ACTION	Delete either the files or the listdir options.

---

311	MESSAGE	'RESTORESET' OPTION HAS BEEN REDUNDANTLY SPECIFIED. (S/R 311)
	CAUSE	You entered RESTORESET twice in the command.
	ACTION	Remove one of the RESTORESET options and retype the command.

---

312	MESSAGE	'RESTORESET' OPTION MAY NOT BE SPECIFIED IN CONJUNCTION WITH A POSITIONAL DEVICE FILE. Ex. 'RESTORE *t;...;RESTORESET=(*t1,*t2)' IS INVALID. (S/R 312)
	CAUSE	Restoreset and device file options are not allowed on the same command line.
	ACTION	Delete either restoreset or device file options and retype the command.

---

313	MESSAGE	EXPECTED '=(device[,,...])[,(device[, ... ])]' AFTER 'RESTORESET' OPTION. SYNTAX 'RESTORESET=(device[,..])[,(device[, ... ])]'. (S/R 313)
	CAUSE	You did not type the restoreset parameter correctly.
	ACTION	Check the syntax and retype the command.

---

314	MESSAGE	EXPECTED A '(' TO START A RESTORESET. Ex. 'RESTORESET=(*ta,*tb). SYNTAX 'RESTORE-SET=(device[, ... ])[device[, ... ]]' (S/R 314)
	CAUSE	You did not include a left parenthesis.
	ACTION	Check the syntax and retype the command.

---

---

315	MESSAGE	MAXIMUM NUMBER OF PARALLEL SETS EXCEEDED FOR 'RESTORESET' OPTION. Ex, 'RESTORESET=(*ta),(*tb)' IS TWO PARALLEL SETS. (S/R 315)
	CAUSE	You specified too many parallel sets. The maximum is 8.
	ACTION	Specify 8 or fewer parallel sets.

---

316	MESSAGE	EXPECTED 'device' FILE EQUATION IN RESTORESET. Ex. RESTORESET=(*t SYNTAX 'RESTORESET=(device[,..])[(device[, ... ])]'. (S/R 316)
	CAUSE	You did not include a file equation to name the backup device.
	ACTION	Specify a file equation.

---

317	MESSAGE	MAXIMUM NUMBER OF 'device" FILE EQUATIONS EXCEEDED FOR A SERIAL SET. Ex. RESTORESET = (*t1, *t2, ... , *tn) EXCEEDS THE MAXIMUM OF 8. (S/R 317)
	CAUSE	You specified too many serial file equations. The maximum is 8.
	ACTION	Specify 8 or fewer serial file equation.

---

318	MESSAGE	EXPECTED A ')' TO TERMINATE A SERIAL THE 'RESTORESET' OPTION. SYNTAX 'RESTORESET=(device[, ... ])[device[, ... ]]' (S/R 318)
	CAUSE	You did not include a right parenthesis.
	ACTION	Check the syntax and retype the command.

---

319	MESSAGE	'RESTORESET' OPTION CANNOT BE USED WITH THE 'LISTDIR' OPTION. (S/R 319)
	CAUSE	Restoreset and listdir options are not allowed on the same command line.
	ACTION	Delete either restoreset or listdir option and retype the command.

---

320	MESSAGE	'RESTORESET' OPTION NOT ALLOWED FOR A SLT/STORE SET (S/R 320)
	CAUSE	The restoreset option cannot be used with a combined SLT/ store set tape.
	ACTION	Redo the restore command, using only one backup device, and not specifying the restoreset option.

---

---

321	MESSAGE	WARNING: 'PROGRESS' OPTION HAS BEEN REDUNDANTLY SPECIFIED. (S/R 321)
	CAUSE	The PROGRESS option was entered more than once.
	ACTION	Information only.

---

322	MESSAGE	EXPECTED {#minutes} BETWEEN 1 AND 60. SYNTAX PROGRESS[={#minutes}] (S/R 322)
	CAUSE	You did not specify a number within the range.
	ACTION	Specify a number between 1 and 60.

---

323	MESSAGE	EXPECTED 'PROGRESS={#minutes}' WHERE {#minutes} IS A POSITIVE INTEGER. (S/R 323)
	CAUSE	The progress parameter must be greater than zero.
	ACTION	Check your syntax and retype the command.

---

324	MESSAGE	EXPTECTED '={#minutes}' AFTER 'PROGRESS' OPTION. (S/R 324)
	CAUSE	You did not type the progress parameter correctly.
	ACTION	Check the syntax and retype the command.

---

331	MESSAGE	'STORESET' OPTION CANNOT BE USED WITH 'TRANSPORT' TO MPEv. (S/R 331)
	CAUSE	You cannot specify the storeset and transport parameters on the same command line.
	ACTION	Delete either the storeset or the transport parameter from the command line.

---

332	MESSAGE	'STORESET' OPTION HAS BEEN REDUNDANTLY SPECIFIED. (S/R 332)
	CAUSE	You entered STORESET twice in the command.
	ACTION	Delete one of the STORESET options and retype the command.

---

---

333	MESSAGE	'STORESET' OPTION MAY NOT BE SPECIFIED IN CONJUNCTION WITH A POSITIONAL DEVICE FILE. EG 'STORE ... ;*t;STORESET=(*t1,*t2)' IS VALID. (S/R 333)
	CAUSE	You mistyped the storeset parameter.
	ACTION	Check the syntax of the storeset parameter and retype the command.

---

334	MESSAGE	EXPECTED '= (device[, ... ])[, (device[, ... ])]' AFTER 'STORESET' OPTION. SYNTAX 'STORESET=(device[, ... ])[, (device[, ... ])]' (S/R 334)
	CAUSE	You did not type the storeset parameter correctly.
	ACTION	Check the syntax and retype the command.

---

335	MESSAGE	EXPECTED A '(' TO START A STORESET. Ex. 'STORESET=(*ta,*tb). SYNTAX 'STORESET=(device[, ... ])[, (device[, ... ])]' (S/R 336)
	CAUSE	You did not include the left parenthesis in your command.
	ACTION	Check the syntax and retype the command.

---

336	MESSAGE	EXPECTED 'device' FILE EQUATION IN STORESET. Ex. STORESET=(*ta,*tb SYNTAX 'STORESET=(device[, ... ])[, (device[, ... ])]' (S/R 336)
	CAUSE	You did not specify a file equation to name the backup device.
	ACTION	Specify the file equation.

---

337	MESSAGE	MAXIMUM NUMBER OF 'device' FILE EQUATIONS EXCEEDED FOR A SERIAL SET. Ex. STORESET=(*t1,*t2, ... *tn) EXCEEDS THE MAXIMUM OF 8. (S/R 337)
	CAUSE	You specify too many serial file equations. the maximum is 8.
	ACTION	Specify 8 or fewer serial file equations.

---

338	MESSAGE	EXPECTED A ')' TO TERMINATE A SERIAL THE 'STORESET' OPTION. SYNTAX 'STORESET=(device[, ... ])[(device[, ... ])]' (S/R 338)
	CAUSE	You did not include a right parenthesis.
	ACTION	Check the syntax and retype the command.

---

---

339	MESSAGE	'STORESET' OPTION NOT ALLOWED IN SYSGEN/STORE. (S/R 339)
	CAUSE	A combined SLT/store set cannot be created by sysgen with the storeset option.
	ACTION	Retype the command without the storeset option, specifying only one backup device.

---

351	MESSAGE	WARNING: 'TRANSPORT' OPTION HAS BEEN REDUNDANTLY SPECIFIED. (S/R 351)
	CAUSE	The TRANSPORT option was entered more than once.
	ACTION	Information only.

---

352	MESSAGE	'TRANSPORT' OPTION NOT ALLOWED IN SYSGEN/STORE. (S/R 352)
	CAUSE	Sysgen cannot created a CMStore format tape.
	ACTION	Remove the transport option from the store options and redo the command.

---

354	MESSAGE	INVALID TARGET SYSTEM ID FOR 'TRANSPORT' KEYWORD. ONLY ID CURRENTLY VALID IS "MPEXL". IF NO TARGET ID IS SPECIFIED THEN THE TARGET SYSTEM DEFAULTS TO MPEv. SYNTAX: TRANSPORT[=MPEXL] (S/R 354)
	CAUSE	An invalid transport id was specified.
	ACTION	Specify a legal transport option and redo the command.

---

361	MESSAGE	WARNING: 'DIRECTORY' OPTION HAS BEEN REDUNDANTLY SPECIFIED. (S/R 361)
	CAUSE	The DIRECTORY option was entered more than once.
	ACTION	Information only.

---

362	MESSAGE	'DIRECTORY' OPTION CANNOT BE USED WITH THE 'TRANSPORT' OPTION. (S/R 362)
	CAUSE	Directory and transport options are not allowed on the same command line.
	ACTION	Delete either directory or transport option and retype the command.

---

---

363	MESSAGE	USE OF THE 'DIRECTORY' OPTION REQUIRES (SM) OR (OP) CAPABILITY. (S/R 363)
	CAUSE	You do not have system manager (SM) capability or system operator (OP) capability.
	ACTION	Log on to an account with SM or AM, or have your system manager perform the tasks.

---

371	MESSAGE	'ONVS' OPTION CANNOT BE USED WITH 'TRANSPORT' TO MPEv. (S/R 371)
	CAUSE	ONVS and TRANSPORT options are not allowed on the same command line.
	ACTION	Delete either the ONVS or TRANSPORT option and retype the command.

---

372	MESSAGE	WARNING: 'ONVS' OPTION HAS BEEN REDUNDANTLY SPECIFIED. (S/R 372)
	CAUSE	The ONVS option was entered more than once.
	ACTION	Information only.

---

373	MESSAGE	EXPECTED '=volumesetname[,volumesetname ... ]' AFTER 'ONVS' OPTION. (S/R 373)
	CAUSE	You did not type the onvs parameter correctly.
	ACTION	Check the syntax and retype the command.

---

374	MESSAGE	INVALID VOLUMESSET NAME SPECIFIED FOR 'ONVS' OPTION. VOLUMESSET NAME MUST START WITH AN ALPHA "A - Z" AND CONTAIN ONLY ALPHANUMERIC "A-Z, 0-9", "_" AND "." SYNTAX 'ONVS=volumesetname[,volumesetname ... ]'. (S/R 374)
	CAUSE	Volumeset name misspelled or not recognized on the system.
	ACTION	Enter a system recognized volumeset name.

---

375	MESSAGE	VOLUMESSET NAME SPECIFIED FOR 'ONVS' OPTION EXCEEDED THE MAXIMUM ALLOWABLE LENGTH OF 32 CHARACTERS. SYNTAX 'ONVS=volumesetname[,volumesetname ... ]'. (S/R 375)
	CAUSE	You entered a volumeset name that was more than 32 characters.
	ACTION	Enter a volumeset name that has 32 characters or less.

---

---

376	MESSAGE	EXPECTED 'volumesetname[,volumesetname ... ]' AFTER 'ONVS=' WHERE volumesetname IS THE NAME OF THE VOLUME SET THAT IS CURRENTLY ON YOUR SYSTEM. SYNTAX 'ONVS=volumesetname[,volumesetname ... ]'. (S/R 376)
	CAUSE	You did not type onvs parameter correctly.
	ACTION	Check the syntax and retype the command.

---

377	MESSAGE	STORE/RESTORE DOES NOT ALLOW MORE THAN TWENTY (20) "volumesetnames" TO BE SPECIFIED FOR THE 'ONVS' OPTION. (S/R 377)
	CAUSE	You specify too many volumeset name with the onvs option. the maximum is 20.
	ACTION	Specify 20 or fewer volumesets.

---

378	MESSAGE	"volumesetname" SPECIFIED DOES NOT EXIST (IS NOT MOUNTED) ON THIS SYSTEM. (S/R 378)
	CAUSE	You entered a volumeset name which is not on the system.
	ACTION	Enter a correct volumeset name.

---

381	MESSAGE	'VOLSET' OPTION HAS BEEN REDUNDANTLY SPECIFIED. (S/R 381)
	CAUSE	The VOLSET option was entered more than once.
	ACTION	Information only.

---

382	MESSAGE	'VOLSET' OPTION CANNOT BE USED WITH THE 'DEV' OPTION. (S/R 382)
	CAUSE	Volset and dev options are not allowed on the same command line.
	ACTION	Delete either volset or dev option and retype the command.

---

383	MESSAGE	EXPECTED '=volumesetname' AFTER 'VOLSET' OPTION. SYNTAX 'VOLSET=volumesetname'. (S/R 383)
	CAUSE	You did not enter the volset parameter correctly.
	ACTION	Check the syntax and retype the command.

---



---

384	MESSAGE	INVALID VOLUMESSET NAME SPECIFIED FOR 'VOLSET' OPTION. VOLUMESSET NAME MUST START WITH AN ALPHA "A-Z" AND CONTAIN ONLY ALPHANUMERIC "A-Z, 0-9", "_" OR "." SYNTAX 'VOLSET=volumesetname'. (S/R 384)
	CAUSE	Volumeset name misspelled or not recognized on the system.
	ACTION	Enter a system recognized volumeset name.

---

385	MESSAGE	VOLUMESSET NAME SPECIFIED FOR 'VOLSET' OPTION EXCEEDED THE MAXIMUM ALLOWABLE LENGTH OF 32 CHARACTERS. SYNTAX 'VOLSET=volumesetname' (S/R 385)
	CAUSE	You entered a volumeset name that was more than 32 characters.
	ACTION	Enter a volumeset name that has 32 characters or less.

---

386	MESSAGE	EXPECTED 'volumesetname' AFTER 'VOLSET=' WHERE volumesetname IS THE NAME OF A VOLUME SET THAT IS CURRENTLY MOUNTED ON YOUR SYSTEM. SYNTAX 'VOLSET=volumesetname' (S/R 386)
	CAUSE	You did not type the volset parameter correctly.
	ACTION	Check the syntax and retype the command.

---

387	MESSAGE	'VOLSET' OPTION CANNOT BE USED WITH THE 'LISTDIR' OPTION. (S/R 387)
	CAUSE	Volset and listdir options are not allowed on the same command line.
	ACTION	Delete either volset or listdir option and retype the command.

---

391	MESSAGE	'VOLCLASS' OPTION CANNOT BE USED WITH THE 'VOL' OPTION. (S/R 391)
	CAUSE	Volclass and vol options are not allowed on the same command line.
	ACTION	Delete either volclass or vol option and retype the command.

---

392	MESSAGE	'VOLCLASS' OPTION CANNOT BE USED WITH THE 'DEV' OPTION. (S/R 392)
	CAUSE	Volclass and dev options are not allowed on the same command line.
	ACTION	Delete either volclass or dev option and retype the command.

---

---

393	MESSAGE	'VOLCLASS' OPTION HAS BEEN REDUNDANTLY SPECIFIED. (S/R 393)
	CAUSE	The VOLCLASS option was entered more than once.
	ACTION	Information only.

---

394	MESSAGE	EXPECTED '=volumeclassname' AFTER 'VOLCLASS' OPTION. SYNTAX 'VOLCLASS=volumeclassname' (S/R 394)
	CAUSE	You did not type the volclass parameter correctly.
	ACTION	Check the syntax and retype the command.

---

395	MESSAGE	INVALID VOLUMECLASS NAME SPECIFIED FOR 'VOLCLASS' OPTION. VOLUMECLASS NAME MUST START WITH AN ALPHA "A-Z" AND CONTAIN ONLY ALPHANUMERIC "A-Z, 0-9", OR "_". SYNTAX 'VOLCLASS=volumeclassname'. (S/R 395)
	CAUSE	Volumeclass name misspelled or not recognized on the system.
	ACTION	Enter a system recognized volumeclass name.

---

396	MESSAGE	VOLUMECLASS NAME SPECIFIED FOR 'VOLCLASS' OPTION EXCEEDED THE MAXIMUM ALLOWABLE LENGTH OF 16 CHARACTERS. SYNTAX 'VOLCLASS=volumeclassname' (S/R 396)
	CAUSE	You entered a volumeclass name that was more than 16 characters.
	ACTION	Enter a volumeclass name that has 16 characters or less.

---

397	MESSAGE	EXPECTED 'volumeclassname' AFTER 'VOLCLASS=' WHERE volumeclassname IS THE NAME OF A VOLUME CLASS THAT IS ON A VOLUME SET CURRENTLY MOUNTED ON YOUR SYSTEM. SYNTAX 'VOLCLASS=volumeclassname' (S/R 397)
	CAUSE	You did not specify a volumeclass name.
	ACTION	Check the syntax and retype the command.

---

398	MESSAGE	'VOLCLASS' OPTION CANNOT BE USED WITH THE 'LISTDIR' OPTION. (S/R 398)
	CAUSE	Volclass and listdir options are not allowed on the same command line.
	ACTION	Delete either volclass or listdir option and retype the command.

---

---

401	MESSAGE	'VOL' OPTION CANNOT BE USED WITH THE 'VOLCLASS' OPTION (S/R 401)
	CAUSE	Vol and volclass options are not allowed on the same command line.
	ACTION	Delete either vol or volclass option and retype the command.

---

402	MESSAGE	'VOL' OPTION CANNOT BE USED WITH THE 'DEV' OPTION (S/R 402)
	CAUSE	Vol and dev options are not allowed on the same command line.
	ACTION	Delete either vol or dev option and retype the command.

---

403	MESSAGE	'VOL' OPTION HAS BEEN REDUNDANTLY SPECIFIED (S/R 403)
	CAUSE	The VOL option was entered more than once.
	ACTION	Information only.

---

404	MESSAGE	EXPECTED '=volumename' AFTER 'VOL' OPTION. SYNTAX 'VOL=volumename' (S/R 404)
	CAUSE	You did not type vol parameter correctly.
	ACTION	Check the syntax and retype the command.

---

405	MESSAGE	INVALID VOLUME NAME SPECIFIED FOR 'VOL' OPTION. VOLUME NAME MUST START WITH AN ALPHA "A-Z" AND CONTAIN ONLY ALPHANUMERIC "A-Z, 0-9", OR "_". SYNTAX 'VOL=volumename' (S/R 405)
	CAUSE	Volume name misspelled or unrecognizable volume name was entered.
	ACTION	Enter the correct volume name.

---

406	MESSAGE	VOLUME NAME SPECIFIED FOR 'VOL' OPTION EXCEEDED THE MAXIMUM ALLOWABLE LENGTH OF 16 CHARACTERS. SYNTAX 'VOL=volumename' (S/R 406)
	CAUSE	The volume name you specified is too long. The maximum number of characters is 16.
	ACTION	Specify a volume name with 16 or fewer characters.

---

---

407	MESSAGE	EXPECTED 'volumename' AFTER 'VOL=' WHERE volumename IS THE NAME OF A VOLUME (DISC) THAT IS CURRENTLY MOUNTED ON YOUR SYSTEM. SYNTAX 'VOLSET=volumesetname' (S/R 407)
	CAUSE	You did not enter the volumename.
	ACTION	Check the syntax and retype the command.

---

408	MESSAGE	'VOL' OPTION CANNOT BE USED WITH THE 'LISTDIR' OPTION (S/R 408)
	CAUSE	Vol and listdir options are not allowed on the same command line.
	ACTION	Delete either vol or listdir option and retype the command.

---

411	MESSAGE	WARNING: 'HIGH' OPTION HAS BEEN REDUNDANTLY SPECIFIED (S/R 411)
	CAUSE	The HIGH option was entered more than once.
	ACTION	Information only.

---

412	MESSAGE	EXPECTED '={datasetnumber}' AFTER 'HIGH' OPTION. SYNTAX 'HIGH={datasetnumber}' (S/R 412)
	CAUSE	You did not specify datasetnumber.
	ACTION	Check the syntax and retype the command.

---

413	MESSAGE	EXPECTED 'HIGH={datasetnumber}' WHERE {datasetnumber} IS A POSITIVE INTEGER DENOTING A DATA SET BETWEEN 0 AND 199. SYNTAX 'HIGH={datasetnumber}' (S/R 413)
	CAUSE	You did not type the high parameter correctly.
	ACTION	Check the syntax and retype the command.

---

414	MESSAGE	EXPECTED {datasetnumber} BETWEEN 0 AND 199. SYNTAX 'HIGH={datasetnumber}' (S/R 414)
	CAUSE	You did not specify a number within the range.
	ACTION	Specify a number between 1 and 199.

---

---

415	MESSAGE	{datasetnumber} SPECIFIED FOR 'HIGH' OPTION MUST BE GREATER THAN OR EQUAL TO THE VALUE SPECIFIED FOR THE 'LOW' OPTION. SYNTAX 'HIGH={datasetnumber}' (S/R 415)
	CAUSE	The high parameter is too small.
	ACTION	Specify a larger number for the high parameter.

---

421	MESSAGE	WARNING: 'LOW' OPTION HAS BEEN REDUNDANTLY SPECIFIED (S/R 421)
	CAUSE	The LOW option was entered more than once.
	ACTION	Information only.

---

422	MESSAGE	EXPECTED '= {datasetnumber}' AFTER 'LOW' OPTION. SYNTAX 'LOW={datasetnumber}' (S/R 422)
	CAUSE	You did not specify datasetnumber.
	ACTION	Check the syntax and retype the command.

---

423	MESSAGE	EXPECTED 'LOW={datasetnumber}' WHERE {datasetnumber} IS A POSITIVE INTEGER DENOTING A DATA SET BETWEEN 0 AND 199. SYNTAX 'LOW={datasetnumber}' (S/R 423)
	CAUSE	You did not specify a number within the range.
	ACTION	Specify a number between 1 and 199.

---

424	MESSAGE	{datasetnumber} SPECIFIED FOR 'LOW' OPTION MUST BE LESS THAN OR EQUAL TO THE VALUE SPECIFIED FOR THE 'HIGH' OPTION. SYNTAX 'LOW={datasetnumber}' (S/R 424)
	CAUSE	The low parameter is too large.
	ACTION	Specify a smaller number for low parameter.

---

425	MESSAGE	EXPECTED {datasetnumber} BETWEEN 0 AND 199. SYNTAX 'LOW={datasetnumber}' (S/R 425)
	CAUSE	You did not specify a number within the range.
	ACTION	Specify a number between 1 and 199.

---

---

431	MESSAGE	'FCRANGE' OPTION CANNOT BE USED WITH 'TRANSPORT' to MPEv (S/R 431)
	CAUSE	Fcrange and transport options are not allowed on the same command line.
	ACTION	Delete either fcrange or transport option and retype the command.

---

432	MESSAGE	WARNING: 'FCRANGE' OPTION HAS BEEN REDUNDANTLY SPECIFIED. (S/R 432)
	CAUSE	The FCRANGE option was entered more than once.
	ACTION	Information only.

---

433	MESSAGE	EXPECTED '=filecode/filecode[,filecode/filecode ... ]' AFTER 'FCRANGE' OPTION. SYNTAX 'FCRANGE=filecode/filecode[,filecode/filecode ... ]' (S/R 433)
	CAUSE	You typed the fcrange parameter incorrectly.
	ACTION	Check the syntax and retype the command.

---

434	MESSAGE	EXPECTED filecode IN FIRST PART OF filecode/filecode OF 'FCRANGE' OPTION TO BE AN INTEGER BETWEEN -32768 AND 32767. SYNTAX 'FCRANGE=filecode/filecode[,filecode/filecode ... ]' (S/R 434)
	CAUSE	You typed the fcrange parameter incorrectly.
	ACTION	Check the syntax and retype the command.

---

435	MESSAGE	SPECIFIED filecode OF 'FCRANGE' OPTION MUST BE AN INTEGER BETWEEN -32768 AND 32767. SYNTAX 'FCRANGE=filecode/filecode[,filecode/filecode ... ]' (S/R 435)
	CAUSE	You did not enter a valid file code range.
	ACTION	Enter a valid file code range.

---

---

436	MESSAGE	<p>EXPECTED A "/" TO SEPARATE filecode RANGES FOR THE 'FCRANGE' OPTION. SYNTAX  'FCRANGE=filecode/filecode[,filecode/filecode ... ]'  (S/R 436)</p>
	CAUSE	You typed the fcrange parameter incorrectly.
	ACTION	Check the syntax and retype the command.

---

437	MESSAGE	<p>EXPECTED filecode IN SECOND HALF OF filecode/filecode OF 'FCRANGE OPTION TO BE AN INTEGER BETWEEN -32768 AND 32767. SYNTAX  'FCRANGE=filecode/filecode[,filecode/filecode ... ]'  (S/R 437)</p>
	CAUSE	You typed the fcrange parameter incorrectly.
	ACTION	Check the syntax and retype the command.

---

438	MESSAGE	<p>SECOND filecode OF A filecode/filecode PAIR IN THE 'FCRANGE' OPTION MUST BE GREATER THAN THE FIRST, Ex. 'FCRANGE=1030/1061'. SYNTAX  'FCRANGE=filecode/filecode[,filecode/filecode ... ]'  (S/R 438)</p>
	CAUSE	The second file code that you specified was lower than the first.
	ACTION	Retype the command so that the second file code is higher than the first.

---

439	MESSAGE	<p>MAXIMUM NUMBER OF filecode RANGES (8) EXCEEDED FOR THE FCRANGE OPTION (S/R 439)</p>
	CAUSE	You specified too many file code ranges. The maximum number is 8.
	ACTION	Specify 8 or fewer file code ranges.

---

440	MESSAGE	<p>'FCRANGE' OPTION CANNOT BE USED WITH THE 'LISTDIR' OPTION (S/R 440)</p>
	CAUSE	Fcrange and listdir options are not allowed on the same command line. .
	ACTION	Delete either fcrange or listdir option and retype the command.

---

---

441	MESSAGE	WARNING: 'ONERROR' OPTION HAS BEEN REDUNDANTLY SPECIFIED (S/R 441)
	CAUSE	The ONERROR option was entered more than once.
	ACTION	Information only.

---

442	MESSAGE	EXPECTED '={error-param}' AFTER 'ONERROR' OPTION WHERE error-param IS ONE OF 'QUIT' OR 'SKIP'. SYNTAX 'ONERR[OR]={QUIT} OR {SKIP}' (S/R 442)
	CAUSE	You typed the onerror parameter incorrectly.
	ACTION	Check the syntax and retype the command.

---

443	MESSAGE	THE 'FULL' PARAMETER OF THE 'ONERROR' OPTION REQUIRES (PM) CAPABILITY (S/R 443)
	CAUSE	You do not have PM capability.
	ACTION	Log on to an account with PM capability.

---

444	MESSAGE	UNKNOWN PARAMETER SPECIFIED FOR THE 'ONERROR' OPTION. EXPECTED ONE OF 'QUIT' OR 'SKIP'. SYNTAX 'ONERR[OR]={QUIT} OR {SKIP}' (S/R 444)
	CAUSE	You did not specify a valid onerror option.
	ACTION	Retype the command and specify a valid onerror option.

---

445	MESSAGE	EXPECTED recovery type FOR THE 'ONERROR' OPTION. EXPECTED ONE OF 'QUIT' OR 'SKIPFULL'. SYNTAX 'ONERR[OR]={QUIT} OR {SKIP}' (S/R 445)''
	CAUSE	You typed the onerror parameter incorrectly.
	ACTION	Check the syntax and retype the command.

---

446	MESSAGE	'ONERROR' OPTION CANNOT BE USED WITH THE 'LISTDIR' OPTION (S/R 446)
	CAUSE	Onerror and listdir options are not allowed on the same command line.
	ACTION	Delete either onerror or listdir option and retype the command.

---

447	MESSAGE	'ONERROR=FULL' FUNCTION NOT IMPLEMENTED (S/R 447)
	CAUSE	Onerror=full will be supported in the future release.
	ACTION	Information only.

---



---

451	MESSAGE	WARNING: 'SHOW' OPTION HAS BEEN REDUNDANTLY SPECIFIED (S/R 451)
	CAUSE	The SHOW option was entered more than once.
	ACTION	Information only.

---

452	MESSAGE	EXPECTED '=showparm[,showparm..]' AFTER 'SHOW' OPTION WHERE showparm IS ONE OF 'SHORT', 'LONG', 'DATES', 'OFFLINE', OR 'SECURITY'. SYNTAX 'SHOW=showparm[,showparm...]' (S/R 452)
	CAUSE	You typed the show parameter incorrectly.
	ACTION	Check the syntax and retype the command.

---

453	MESSAGE	'SHORT' AND 'LONG' PARAMETERS OF THE 'SHOW' OPTION HAVE BEEN MERGED. THE FIRST SPECIFIED (LONG) WILL BE USED (S/R 453)
	CAUSE	Show=long will be used.
	ACTION	Information only.

---

454	MESSAGE	'SHORT' AND 'LONG' PARAMETERS OF THE 'SHOW' OPTION HAVE BEEN MERGED. THE FIRST SPECIFIED (SHORT) WILL BE USED (S/R 454)
	CAUSE	Show=short will be used.
	ACTION	Information only.

---

455	MESSAGE	UNKNOWN PARAMETER SPECIFIED FOR THE 'SHOW' OPTION. EXPECTED ONE OF 'SHORT', 'LONG', 'DATES', 'OFFLINE', 'PATH', OR 'SECURITY'. SYNTAX 'SHOW=showparm[,showparm...]' (S/R 455)
	CAUSE	You did not type a valid show parameters.
	ACTION	Check the syntax and retype the command.

---

456	MESSAGE	EXPECTED showparm FOR THE 'SHOW' OPTION. EXPECTED ONE OF 'SHORT', 'LONG', 'DATES', 'OFFLINE', 'PATH', OR 'SECURITY'. SYNTAX 'SHOW=showparm[,showparm...]' (S/R 456)
	CAUSE	You type the show parameters incorrectly.
	ACTION	Check the syntax and retype the command.

---

---

457	MESSAGE	'SHOW' OPTION CANNOT BE USED WITH THE 'LISTDIR' OPTION. (S/R 457)
	CAUSE	Show and listdir options are not allowed on the same command line.
	ACTION	Delete either show or listdir option and retype the command.

---

458	MESSAGE	'SHORT' OPTION CANNOT BE USED WITH THE 'NAMESONLY' OPTION (S/R 458)
	CAUSE	The namesonly and short suboptions to SHOW cannot be used together.
	ACTION	Retype the command, specifying only one of short or namesonly.

---

459	MESSAGE	'LONG' OPTION CANNOT BE USED WITH THE 'NAMESONLY' OPTION (S/R 459)
	CAUSE	The namesonly and long suboptions to SHOW cannot be used together.
	ACTION	Retype the command, specifying only one of long or namesonly.

---

461	MESSAGE	WARNING: 'DEV' OPTION HAS BEEN REDUNDANTLY SPECIFIED. LAST SPECIFIED 'DEV' WILL BE USED. (S/R 461)
	CAUSE	The DEV option was entered more than once.
	ACTION	Information only.

---

462	MESSAGE	'DEV' OPTION CANNOT BE USED WITH THE 'VOL' OPTION. (S/R 462)
	CAUSE	Dev and vol options are not allowed on the same command line.
	ACTION	Delete either dev or vol option and retype the command.

---

463	MESSAGE	'DEV' OPTION CANNOT BE USED WITH THE 'VOLCLASS' OPTION. (S/R 463)
	CAUSE	Dev and volclass options are not allowed on the same command line.
	ACTION	Delete either dev or volclass option and retype the command.

---

---

464      MESSAGE      'DEV' OPTION CANNOT BE USED WITH THE 'VOLSET' OPTION. (S/R 464)

         CAUSE        Dev and volset options are not allowed on the same command line.

         ACTION        Delete either dev or volset option and retype the command.

---

465      MESSAGE      EXPECTED '=ldn' OR '=deviceclass' AFTER 'DEV' OPTION, WHERE ldn IS A LOGICAL DEVICE NUMBER OF A MOUNTED DISC VOLUME AND deviceclass IS THE NAME OF A VOLUME CLASS THAT IS ON A VOLUME SET CURRENTLY MOUNTED ON YOUR SYSTEM. SYNTAX 'DEV=device' WHERE device IS AN ldn OR A deviceclass. (S/R 465)

         CAUSE        You did not include a ldn or deviceclass after the dev option.

         ACTION        Retype the command and include ldn or deviceclass.

---

466      MESSAGE      THE SPECIFIED ldn (LOGICAL DEVICE NUMBER) DOES NOT CORRESPOND TO THE DISC VOLUME THAT IS CURRENTLY MOUNTED ON THE SYSTEM. TO BE MOUNTED, THE VOLUME MUST BE A MEMBER OF AN "OPENED" VOLUME SET (S/R 466)

         CAUSE        The system does not recognize ldev number specified.

         ACTION        Enter the correct ldev number and try again.

---

467      MESSAGE      INVALID DEVICECLASS NAME SPECIFIED FOR 'DEV' OPTION. A DEVICECLASS NAME MUST START WITH AN ALPHA "A-Z" AND CONTAIN ONLY ALPHANUMERIC "A-Z, 0-9", OR "\_". SYNTAX 'DEV=device' WHERE device IS AN ldn OR A deviceclass (S/R 467)

         CAUSE        The deviceclass name is misspelled or not recognized by the system.

         ACTION        Retype the command using a valid name.

---

468      MESSAGE      DEVICECLASS NAME SPECIFIED FOR 'DEV' OPTION EXCEEDED THE MAXIMUM ALLOWABLE LENGTH OF 16 CHARACTERS. SYNTAX 'DEV=device' WHERE device IS AN ldn OR A deviceclass. (S/R 468)

         CAUSE        You entered deviceclass name that was more than 16 characters.

         ACTION        Enter a deviceclass name that has 16 characters or less.

---

---

469	MESSAGE	EXPECTED 'ldn' OR 'deviceclass' AFTER 'DEV=' IN 'DEV' OPTION. WHERE ldn is A LOGICAL DEVICE NUMBER OF A MOUNTED DISC VOLUME AND deviceclass IS THE NAME OF A VOLUME CLASS THAT IS ON A VOLUME SET CURRENTLY MOUNTED ON YOUR SYSTEM. A DEVICECLASS NAME MUST START WITH AN ALPHA "A-Z" AND CONTAIN ONLY ALPHANUMERIC "A-Z, 0-9", OR "_". SYNTAX 'DEV=device' WHERE device IS AN ldn OR A deviceclass (S/R 469)
	CAUSE	You type the dev parameter incorrectly.
	ACTION	Check the syntax and retype the command.

---

470	MESSAGE	'DEV' OPTION CANNOT BE USED WITH THE 'LISTDIR' OPTION (S/R 470)
	CAUSE	Dev and listdir options are not allowed on the same command line.
	ACTION	Delete either dev or listdir option and retype the command.

---

471	MESSAGE	'GROUP' OPTION HAS BEEN REDUNDANTLY SPECIFIED (S/R 471)
	CAUSE	The GROUP option was entered more than once.
	ACTION	Information only.

---

472	MESSAGE	'GROUP' OPTION CANNOT BE USED IN CONJUNCTION WITH THE 'LOCAL' OPTION (S/R 472)
	CAUSE	Group and local options are not allowed on the same command line.
	ACTION	Delete either group or local option and retype the command.

---

473	MESSAGE	EXPECTED '=groupname' AFTER 'GROUP' OPTION WHERE groupname IS THE NAME OF "GROUP" WHERE THE SPECIFIED SET OF FILES IS TO BE RESTORED. SYNTAX 'GROUP=groupname' (S/R 473)
	CAUSE	You typed the group parameter incorrectly.
	ACTION	Check the syntax and retype the command.

---

---

474        MESSAGE        EXPECTED 'groupname' TO BE SPECIFIED FOR 'GROUP' OPTION.  
A groupname NAME MUST START WITH AN ALPHA "A-Z" AND CONTAIN  
ONLY ALPHANUMERIC "A-Z, 0-9" NOT EXCEEDING 8 CHARACTERS IN  
LENGTH. SYNTAX  
'GROUP=groupname' (S/R 474)

CAUSE        You did not include the groupname for group option.

ACTION        Check the syntax and retype the command.

---

475        MESSAGE        'GROUP' OPTION CANNOT BE USED WITH THE 'LISTDIR' OPTION  
(S/R 475)

CAUSE        Group and listdir options are not allowed on the same command  
line.

ACTION        Delete either group or listdir option and retype the command.

---

481        MESSAGE        'ACCOUNT' OPTION HAS BEEN REDUNDANTLY SPECIFIED (S/R 481)

CAUSE        The ACCOUNT option was entered more than once.

ACTION        Information only.

---

482        MESSAGE        'ACCOUNT' OPTION CANNOT BE USED IN CONJUNCTION WITH THE  
'LOCAL' & OPTION (S/R 482)

CAUSE        Account and local options are not allowed on the same command  
line.

ACTION        Delete either account or local option and retype the command.

---

483        MESSAGE        EXPECTED '=accountname' AFTER 'ACCOUNT' OPTION WHERE  
accountname IS THE NAME OF "ACCOUNT" WHERE THE SPECIFIED  
SET OF FILES IS TO BE RESTORED. SYNTAX  
'ACC[OUN]T=accountname' (S/R 483)

CAUSE        You did not type the account parameter correctly.

ACTION        Check the syntax and retype the command.

---

484        MESSAGE        EXPECTED 'accountname' TO BE SPECIFIED FOR 'ACCOUNT'  
OPTION. A accountname NAME MUST START WITH AN ALPHA "A-Z"  
AND CONTAIN ONLY ALPHANUMERIC "A-Z, 0-9" NOT EXCEEDING 8  
CHARACTERS IN LENGTH. SYNTAX  
'ACC[OUN]T=accountname' (S/R 484)

CAUSE        You did not include the accountname for account option.

ACTION        Check the syntax and retype the command.

---

---

485	MESSAGE	'ACCOUNT' OPTION CANNOT BE USED WITH THE 'LISTDIR' OPTION (S/R 485)
	CAUSE	Account and listdir options are not allowed on the same command line.
	ACTION	Delete either account or listdir option and retype the command.

---

501	MESSAGE	WARNING: 'CREATE' OPTION HAS BEEN REDUNDANTLY SPECIFIED (S/R 501)
	CAUSE	The CREATE option was entered more than once.
	ACTION	Information only.

---

502	MESSAGE	'CREATE' OPTION DEFAULTING TO 'CREATE=ACCOUNT, GROUP, CREATOR' BASED ON YOUR CAPABILITIES. (S/R 502)
	CAUSE	Default parameters are used.
	ACTION	Information only.

---

503	MESSAGE	'CREATE' OPTION DEFAULTING TO 'CREATE=GROUP, CREATOR' BASED ON YOUR CAPABILITIES. NOTE: ONLY GROUPS AND USERS IN YOUR ACCOUNT WILL BE CREATED. (S/R 503)
	CAUSE	Create only creating groups and users in your account.
	ACTION	Information only.

---

504	MESSAGE	'CREATE' OPTION REQUIRES (SM) CAPABILITY FOR 'ACCOUNT' PARAMETER AND (SM) AND/OR (AM) CAPABILITY FOR 'GROUP' AND 'CREATOR' PARAMETERS. (S/R 504)
	CAUSE	You do not have system manager (SM) capability.
	ACTION	Log on to an account with SM or have your system manager perform the tasks.

---

505	MESSAGE	'GROUP' PARAMETER OF THE 'CREATE' OPTION REQUIRES (SM) AND/OR (AM) CAPABILITY. NOTE: (AM) CAPABILITY WILL ONLY ALLOW YOU TO CREATE GROUPS IN YOUR HOME ACCOUNT (S/R 505)
	CAUSE	You do not have system manager (SM) capability or account manager (AM) capabilities for this account.
	ACTION	Log on to an account with system manager (SM) capability or have your system manager perform the tasks.

---

---

506	MESSAGE	NOTE: WITH (AM) CAPABILITY 'GROUP' PARAMETER OF THE 'CREATE' OPTION WILL ONLY ALLOW YOU TO CREATE GROUPS IN YOUR HOME ACCOUNT. (S/R 506)
	CAUSE	You may only create groups in your home account.
	ACTION	Information only.

---

507	MESSAGE	'USER' PARAMETER OF THE 'CREATE' OPTION REQUIRES (SM) AND/OR (AM) CAPABILITY. NOTE: (AM) CAPABILITY WILL ONLY ALLOW YOU TO CREATE USERS IN YOUR HOME ACCOUNT (S/R 507)
	CAUSE	You do not have system manager capability or account manager capability.
	ACTION	Log on to an account with SM or have your system manager perform the tasks.

---

508	MESSAGE	'ACCOUNT' PARAMETER OF THE 'CREATE' OPTION REQUIRES (SM) CAPABILITY (S/R 508)
	CAUSE	Same as message content.
	ACTION	Include account parameter for the create option.

---

509	MESSAGE	NOTE: WITH (AM) CAPABILITY 'USER' PARAMETER OF THE 'CREATE' OPTION WILL ONLY ALLOW YOU TO CREATE USER IN YOUR HOME ACCOUNT (S/R 509)
	CAUSE	You may only create users in your home account.
	ACTION	Information only.

---

510	MESSAGE	UNKNOWN PARAMETER SPECIFIED FOR THE 'CREATE' OPTION. EXPECTED ONE OF 'ACCOUNT', 'GROUP', OR 'CREATOR'. SYNTAX 'CREATE[=createparm[,createparm...]]' WHERE createparm IS ONE OF 'ACCOUNT', 'GROUP', OR 'CREATOR' (S/R 510)
	CAUSE	You did not specify a valid create parameter.
	ACTION	Retype the command and include a valid create parameter.

---

511	MESSAGE	EXPECTED createparm FOR THE 'CREATE' OPTION. EXPECTED ONE OF 'ACCOUNT', 'GROUP', OR 'CREATOR'. SYNTAX 'CREATE[=createparm[,createparm...]]' WHERE createparm IS ONE OF 'ACCOUNT', 'GROUP', OR 'CREATOR'. (S/R 511)
	CAUSE	You did not include the create parameter.
	ACTION	Retype the command and include a create parameter.

---

---

512	MESSAGE	'CREATE' OPTION CANNOT BE USED WITH THE 'LISTDIR' OPTION (S/R 512)
	CAUSE	Create and listdir options are not allowed on the same command line.
	ACTION	Delete either create or listdir option and retype the command.

---

513	MESSAGE	'CREATE' OPTION DEFAULTING TO 'CREATE=PATH' BASED ON YOUR CAPABILITIES. NOTE: ONLY PATHS ALLOWED BY SECURITY RULES WILL BE CREATED (S/R 513)
	CAUSE	Since no suboptions were given to CREATE, the default suboption is PATH, based on the user's capabilities.
	ACTION	Information only.

---

521	MESSAGE	'CREATOR' OPTION HAS BEEN REDUNDANTLY SPECIFIED (S/R 521)
	CAUSE	The CREATOR option was entered more than once.
	ACTION	Information only.

---

522	MESSAGE	EXPECTED '=username' AFTER 'CREATOR' OPTION WHERE username IS THE NAME OF "USER" WHO EXISTS IN THE ACCOUNT WHERE THE SPECIFIED SET OF FILES IS TO BE RESTORED SUCH THAT THE SPECIFIED USER IS TO BE THE NEW "CREATOR" OF THE FILES. SYNTAX 'CREATOR[=username]' WHERE 'CREATOR' WITH NO "username" SPECIFIED DEFAULTS TO THE ORIGINAL CREATOR OF THE FILE. (S/R 522)
	CAUSE	You did not specify a valid creator parameter.
	ACTION	Check the syntax and retype the command.

---

523	MESSAGE	EXPECTED 'username' TO BE SPECIFIED FOR 'CREATOR' OPTION. A username NAME MUST START WITH AN ALPHA "A-Z" AND CONTAIN ONLY ALPHANUMERIC "A-Z, 0-9" NOT EXCEEDING 8 CHARACTERS IN LENGTH. SYNTAX 'CREATOR[=username]' WHERE 'CREATOR' WITH NO "username" SPECIFIED DEFAULTS TO THE ORIGINAL CREATOR OF THE FILE. (S/R 523)
	CAUSE	You did not specify the username for the creator option.
	ACTION	Retype the command and include the username.

---



---

524	MESSAGE	'CREATOR' OPTION CANNOT BE USED WITH THE 'LISTDIR' OPTION (S/R 524)
	CAUSE	Creator and listdir options are not allowed on the same command line.
	ACTION	Delete either creator or listdir option and retype the command.

---

525	MESSAGE	! NOT RESTORED: FILE CREATOR REQUIRES (ND) CAPABILITY (S/R 525)
	CAUSE	You can not restore this file because you need to have non-sharable device capability.
	ACTION	As the system manager or operator to restore this file for you.

---

526	MESSAGE	EXPECTED 'acctname' TO BE SPECIFIED FOR 'CREATOR' OPTION. AN acctname NAME MUST START WITH AN ALPHA "A-Z" AND CONTAIN ONLY ALPHANUMERIC "A-Z, 0-9" NOT EXCEEDING 8 CHARACTERS IN LENGTH. SYNTAX 'CREATOR[=username[.acctname]]' WHERE 'CREATOR' WITH NO "username" AND "acctname" SPECIFIED DEFAULTS TO THE ORIGINAL CREATOR OF THE FILE (S/R 526)
	CAUSE	The acctname suboption was missing from the creator option.
	ACTION	Check the syntax of the creator option and retype the command.

---

527	MESSAGE	EXPECTED '.' TO BE SPECIFIED AFTER username FOR 'CREATOR' OPTION. SYNTAX 'CREATOR[=username[.acctname]]' WHERE 'CREATOR' WITH NO "username" AND "acctname" SPECIFIED DEFAULTS TO THE ORIGINAL CREATOR OF THE FILE (S/R 527)
	CAUSE	The acctname part of the creator option was not specified correctly.
	ACTION	Check the syntax of the acctname part of creator and retype the command.

---

531	MESSAGE	WARNING: 'LOCAL' OPTION HAS BEEN REDUNDANTLY SPECIFIED (S/R 531)
	CAUSE	The LOCAL option was entered more than once.
	ACTION	Information only.

---

---

532	MESSAGE	'LOCAL' OPTION CANNOT BE USED IN CONJUNCTION WITH THE 'GROUP' OPTION (S/R 532)
	CAUSE	Local and group options are not allowed on the same command line.
	ACTION	Delete either local or group option and retype the command.

---

533	MESSAGE	'LOCAL' OPTION CANNOT BE USED IN CONJUNCTION WITH THE 'ACCOUNT' OPTION (S/R 533)
	CAUSE	Local and account options are not allowed on the same command line.
	ACTION	Delete either local or account option and retype the command.

---

534	MESSAGE	'LOCAL' OPTION CANNOT BE USED WITH THE 'LISTDIR' OPTION (S/R 534)
	CAUSE	Local and listdir options are not allowed on the same command line.
	ACTION	Delete either local or listdir option and retype the command.

---

541	MESSAGE	WARNING: 'KEEP' OPTION HAS BEEN REDUNDANTLY SPECIFIED. (S/R 541)
	CAUSE	The KEEP option was entered more than once.
	ACTION	Information only.

---

542	MESSAGE	'KEEP' OPTION CANNOT BE USED IN CONJUNCTION WITH THE 'NOKEEP' OPTION. (S/R 542)
	CAUSE	Keep and nokeep options are not allowed on the same command line.
	ACTION	Delete either keep or nokeep option and retype the command.

---

543	MESSAGE	'KEEP' OPTION CANNOT BE USED WITH THE 'LISTDIR' OPTION. (S/R 543)
	CAUSE	Keep and listdir options are not allowed on the same command line.
	ACTION	Delete either keep or listdir option and retype the command.

---

---

551	MESSAGE	WARNING: 'NOKEEP' OPTION HAS BEEN REDUNDANTLY SPECIFIED. (S/R 551)
	CAUSE	The NOKEEP option was entered more than once.
	ACTION	Information only.

---

552	MESSAGE	'NOKEEP' OPTION CANNOT BE USED IN CONJUNCTION WITH THE 'KEEP' OPTION. (S/R 552)
	CAUSE	Nokeep and keep options are not allowed on the same command line.
	ACTION	Delete either nokeep or keep option and retype the command.

---

553	MESSAGE	'NOKEEP' OPTION CANNOT BE USED WITH THE 'LISTDIR' OPTION. (S/R 553)
	CAUSE	Nokeep and listdir options are not allowed on the same command line.
	ACTION	Delete either nokeep or listdir option and retype the command.

---

561	MESSAGE	WARNING: 'OLDDATE' OPTION HAS BEEN REDUNDANTLY SPECIFIED. (S/R 561)
	CAUSE	The OLDDATE option was entered more than once.
	ACTION	Information only.

---

562	MESSAGE	'OLDDATE' OPTION CANNOT BE USED IN CONJUNCTION WITH THE 'NEWDATE' OPTION. (S/R 562)
	CAUSE	Olddate and newdate options are not allowed on the same command line.
	ACTION	Delete either olddate or newdate option and retype the command.

---

563	MESSAGE	'OLDDATE' OPTION CANNOT BE USED WITH THE 'LISTDIR' OPTION. (S/R 563)
	CAUSE	Olddate and listdir options are not allowed on the same command line.
	ACTION	Delete either olddate or listdir option and retype the command.

---

---

571	MESSAGE	WARNING: 'NEWDATE' OPTION HAS BEEN REDUNDANTLY SPECIFIED. (S/R 571)
	CAUSE	The NEWDATE option was entered more than once.
	ACTION	Information only.

---

572	MESSAGE	'NEWDATE' OPTION CANNOT BE USED IN CONJUNCTION WITH THE 'OLDDATE' OPTION. (S/R 572)
	CAUSE	Newdate and olddate options are not allowed on the same command line. .
	ACTION	Delete either newdate or olddate option and retype the command.

---

573	MESSAGE	'NEWDATE' OPTION CANNOT BE USED WITH THE 'LISTDIR' OPTION. (S/R 573)
	CAUSE	Newdate and listdir options are not allowed on the same command line. .
	ACTION	Delete either newdate or listdir option and retype the command.

---

581	MESSAGE	'LISTDIR' OPTION CANNOT BE USED IN CONJUNCTION WITH ANY OTHER OPTION ASIDE FROM THE 'DIRECTORY' OPTION. (S/R 581)
	CAUSE	Same as the message content.
	ACTION	Information only.

---

591	MESSAGE	WARNING: 'DATE' OPTION HAS BEEN REDUNDANTLY SPECIFIED. (S/R 591)
	CAUSE	The DATE option was entered more than once.
	ACTION	Information only.

---

592	MESSAGE	EXPECTED '<=accdate' OR '>=moddate' AFTER 'DATE' OPTION WHERE '<= PRIOR TO OR THE SAME AS THAT DATE WILL BE SELECTED FOR STORE, AND '>=moddate' SPECIFIES A DATE SUCH THAT FILES MODIFIED AFTER OR ON THAT DATE WILL BE SELECTED FOR STORE. SYNTAX 'DATE>=moddate' OR 'DATE<=accdate'. (S/R 592)
	CAUSE	You did not type the date parameter correctly.
	ACTION	Check the syntax and retype the command.

---

---

593        MESSAGE        THE MONTH PORTION OF SPECIFIED DATE MUST BE BETWEEN 1 AND 12. DATE SYNTAX  
'mm/dd/yy[yy]' (S/R 593)

CAUSE        You did not specify a valid number for the month parameter.

ACTION        Check the syntax and enter a valid number.

---

594        MESSAGE        A SLASH "/" WAS EXPECTED TO SEPARATE THE MONTH (mm) FROM THE DAY (dd) IN THE SPECIFIED DATE. SYNTAX  
'mm/dd/yy[yy]' (S/R 594)

CAUSE        You did not include a slash.

ACTION        Check the syntax and retype the command.

---

595        MESSAGE        DAY PORTION OF DATE IS INVALID. IT MUST BE BETWEEN 1 AND 28, 29, 30, OR 31 BASED ON THE SPECIFIED DATE. SYNTAX  
'mm/dd/yy[yy]' (S/R 595)

CAUSE        You did not include a valid number for day parameter.

ACTION        Check the syntax and enter a valid number for day parameter.

---

596        MESSAGE        A SLASH "/" WAS EXPECTED TO SEPARATE THE MONTH (dd) FROM THE YEAR (yy[yy]) IN THE SPECIFIED DATE. SYNTAX  
'mm/dd/yy[yy]' (S/R 596)

CAUSE        You did not include a slash.

ACTION        Check the syntax and retype the command.

---

597        MESSAGE        YEAR PORTION OF DATE IS INVALID. IT MUST BE GREATER THAN 1970 (70) AND LESS THAN 2127 OR 99 FOR 1999. DATE SYNTAX  
'mm/dd/yy[yy]' (S/R 597)

CAUSE        You did not include a valid number for the year parameter.

ACTION        Check the syntax and enter a valid number for the year parameter.

---

598        MESSAGE        EXPECTED MONTH (mm) PORTION OF DATE. SPECIFIED MONTH VALUE MUST BE BETWEEN 1 AND 12. DATE SYNTAX  
'mm/dd/yy[yy]' (S/R 598)

CAUSE        You did not include month parameter for date option.

ACTION        Check the syntax and retype the command.

---

---

599	MESSAGE	EXPECTED DAY (dd) PORTION OF DATE. SPECIFIED DAY VALUE MUST BE BETWEEN 1 AND 28, 29, 30, OR 31 BASED ON THE SPECIFIED MONTH. DATE SYNTAX 'mm/dd/yy[yy]' (S/R 599)
	CAUSE	You did not include day parameter for date option.
	ACTION	Check the syntax and retype the command.

---

600	MESSAGE	EXPECTED YEAR (yy[yy]) PORTION OF DATE. SPECIFIED YEAR VALUE MUST BE GREATER THAN 1970 (70) AND LESS THAN 2127 OR 99 FOR 1999. DATE SYNTAX 'mm/dd/yy[yy]' (S/R 600)
	CAUSE	You did not include year parameter for date option.
	ACTION	Check the syntax and retype the command.

---

601	MESSAGE	'DATE' OPTION CANNOT BE USED WITH THE 'LISTDIR' OPTION (S/R 601)
	CAUSE	Date and listdir options are not allowed on the same command line.
	ACTION	Delete either date or listdir option and retype the command.

---

611	MESSAGE	WARNING: 'PURGE' OPTION HAS BEEN REDUNDANTLY SPECIFIED (S/R 611)
	CAUSE	The PURGE option was entered more than once.
	ACTION	Information only.

---

631	MESSAGE	WARNING: 'ONERROR' OPTION HAS BEEN REDUNDANTLY SPECIFIED. (S/R 631)
	CAUSE	The ONERROR option was entered more than once.
	ACTION	Information only.

---

632	MESSAGE	EXPECTED '=error-parm' AFTER 'ONERROR' OPTION WHERE error-parm IS EITHER 'QUIT' OR 'REDO'. SYNTAX 'ONERR[OR]={QUIT}, OR {REDO}' (S/R 632)
	CAUSE	You did not type the onerror parameter correctly.
	ACTION	Check the syntax and retype the command.

---

---

633	MESSAGE	UNKNOWN PARAMETER SPECIFIED FOR THE 'ONERROR' OPTION. EXPECTED EITHER 'QUIT' OR 'REDO'. SYNTAX 'ONERR[OR]={QUIT}, OR {REDO} (S/R 633)
	CAUSE	You typed a invalid onerror parameter.
	ACTION	Retype the command and include a valid onerror parameter.

---

641	MESSAGE	EXPECTED '(read cnt),(queued writes),(outstanding writes)' AFTER 'TUNE' OPTION. SYNTAX 'TUNE=(read cnt),(queued writes),(outstanding writes)' (S/R 641)
	CAUSE	You did not type the tune parameter correctly.
	ACTION	Check the syntax and retype the command.

---

642	MESSAGE	EXPECTED '(read cnt),(queued writes),(outstanding writes)' AFTER 'TUNE=' IN 'TUNE' OPTION. SYNTAX 'TUNE=(read cnt),(queued writes),(outstanding writes)' (S/R 642)
	CAUSE	You did not specify a valid tune parameter.
	ACTION	Check the syntax and retype the command.

---

643	MESSAGE	EXPECTED (read cnt) OF 'TUNE' OPTION TO BE BETWEEN 1 and 12. SYNTAX 'TUNE=(read cnt),(queued writes),(outstanding writes)' (S/R 642)
	CAUSE	The read cnt parameter is not in the correct range.
	ACTION	Retype the command and include a valid number.

---

644	MESSAGE	EXPECTED '(queued writes),(outstanding writes)' AFTER 'TUNE=(read cnt)' IN 'TUNE' OPTION. SYNTAX 'TUNE=(read cnt),(queued writes),(outstanding writes)' (S/R 644)
	CAUSE	You did not type the tune parameter correctly.
	ACTION	Check the syntax and retype the command.

---

---

645	MESSAGE	EXPECTED (queued writes) OF 'TUNE' OPTION TO BE BETWEEN 1 and 16. SYNTAX 'TUNE=(read cnt),(queued writes),(outstanding writes)' (S/R 645)
	CAUSE	The queued writes parameter is not in the range.
	ACTION	Retype the command and include a valid number.

---

646	MESSAGE	EXPECTED ', ' TO SEPARATE PARAMETERS FOR THE 'TUNE' OPTION. SYNTAX 'TUNE=(read cnt),(queued writes),(outstanding writes)' (S/R 646)
	CAUSE	You did not include a comma.
	ACTION	Check the syntax and retype the command.

---

647	MESSAGE	EXPECTED '(outstanding writes)' AFTER 'TUNE=(read cnt),(queued writes)' IN 'TUNE' OPTION. SYNTAX 'TUNE=(read cnt),(queued writes),(outstanding writes)' (S/R 647)
	CAUSE	You did not type the tune parameter correctly.
	ACTION	Check the syntax and retype the command.

---

648	MESSAGE	EXPECTED (outstanding writes) OF 'TUNE' OPTION TO BE BETWEEN 1 and 4. SYNTAX 'TUNE=(read cnt),(queued writes),(outstanding writes)' (S/R 648)
	CAUSE	The outstanding writes parameter is not in the range.
	ACTION	Retype the command and include a valid number.

---

670	MESSAGE	WARNING: 'LISTDIR' OPTION HAS BEEN REDUNDANTLY SPECIFIED. (S/R 670)
	CAUSE	The LISTDIR option was entered more than once.
	ACTION	Information only.

---

675	MESSAGE	'MAXTAPEBUF' OPTION HAS BEEN REDUNDANTLY SPECIFIED. (S/R 675)
	CAUSE	The MAXTAPEBUF option was entered more than once.
	ACTION	Information only.

---



---

676	MESSAGE	'MAXTAPEBUF' OPTION CANNOT BE USED WITH 'TRANSPORT' TO MPEv. (S/R 676)
	CAUSE	Maxtapebuf and transport options are not allowed on the same command line.
	ACTION	Delete either maxtapebuf or transport option and retype the command.

---

681	MESSAGE	'INTER' OPTION CANNOT BE USED WITH 'TRANSPORT' TO MPEv. (S/R 681)
	CAUSE	Inter and transport options are not allowed on the same command line.
	ACTION	Delete either inter or transport option and retype the command.

---

682	MESSAGE	WARNING: 'INTER' OPTION HAS BEEN REDUNDANTLY SPECIFIED (S/R 682)
	CAUSE	The INTER option was entered more than once.
	ACTION	Information only.

---

691	MESSAGE	'COMPRESS' OPTION CANNOT BE USED WITH 'TRANSPORT' TO MPEv. (S/R 691)
	CAUSE	COMPRESS and TRANSPORT options are not allowed on the same command line.
	ACTION	CMSTORE and V/E cannot handle COMPRESS. Delete either COMPRESS or TRANSPORT option and retype the command.

---

692	MESSAGE	'COMPRESS' OPTION REDUNDANTLY SPECIFIED (S/R 692)
	CAUSE	COMPRESS was entered twice on the same command line.
	ACTION	Delete one of the COMPRESS options and retype the command.

---

---

693           MESSAGE           EXPECTED '=compressionparm[,compressionparm..]'  
AFTER 'COMPRESS' OPTION WHERE compressionparm  
IS ONE OF 'HIGH' OR 'LOW'. SYNTAX  
'COMPRESS=compressionparm[,compressionparm...  
]' (S/R 693)

CAUSE/ You   ACTION\ Retype the command and include the '=' sign after the  
left out the '=' COMPRESS option.  
sign after the  
COMPRESS  
option in your  
command  
line.

---

694           MESSAGE           EXPECTED 'compressionparm[,compressionparm..]'  
AFTER 'COMPRESS=' OPTION WHERE compressionparm  
IS ONE OF 'HIGH' OR 'LOW'. SYNTAX  
'COMPRESS=compressionparm[,compressionparm...  
]' (S/R 694)

CAUSE           You typed an invalid parameter for COMPRESS option.

ACTION          Retype the command and include a valid parameter for  
COMPRESS option.

---

695           MESSAGE           'HIGH' AND 'LOW' PARAMETERS OF THE 'COMPRESS' OPTION  
CANNOT BE SPECIFIED TOGETHER (S/R 695)

CAUSE           HIGH and LOW parameters are not allowed on the same  
command line.

ACTION          Delete either LOW or HIGH parameter and retype the command.

---

696           MESSAGE           'LOW' PARAMETER OF 'COMPRESS' OPTION CANNOT BE  
REDUNDANTLY SPECIFIED (S/R 696)

CAUSE           The parameter LOW was specified twice.

ACTION          Delete one of the LOW parameters and retype the command.

---

697           MESSAGE           'HIGH' PARAMETER OF 'COMPRESS' OPTION CANNOT BE  
REDUNDANTLY SPECIFIED (S/R 697)

CAUSE           The parameter HIGH was specified twice.

ACTION          Delete one of the HIGH parameters and retype the command.

---

---

699	MESSAGE	COMPRESSION OPTION IS NOT AVAILABLE ON YOUR VERSION OF STORE (S/R 699)
	CAUSE	This option is available only if TurboSTORE XL is installed on you system.
	ACTION	TurboSTORE XL is not part of the fundamental operating system but may be purchased separately.

---

701	MESSAGE	'SPLITVS' OPTION CANNOT BE USED WITH THE 'TRANSPORT' TO MPEv (S/R 701)
	CAUSE	SPLITVS and TRANSPORT options are not allowed on the same command line.
	ACTION	Delete SPLITVS or TRANSPORT option and retype the command.

---

702	MESSAGE	WARNING: 'SPLITVS' OPTION HAS BEEN REDUNDANTLY SPECIFIED (S/R 702)
	CAUSE	The SPLITVS option was entered more than once.
	ACTION	Information only.

---

703	MESSAGE	EXPECTED '=volumesetname[,volumesetname ... ]' AFTER 'SPLITVS' OPTION SYNTAX 'SPLITVS=volumesetname[,volumesetname ... ]' (S/R 703)
	CAUSE	The '=' sign was left out after the SPLITVS option.
	ACTION	Retype the command and include the '=' sign after the SPLITVS option.

---

704	MESSAGE	INVALID VOLUMESSET NAME SPECIFIED FOR 'SPLITVS' OPTION. VOLUMESSET NAME MUST START WITH AN ALPHA "A-Z" AND CONTAIN ONLY ALPHANUMERIC "A-Z, 0-9", "-" AND "." SYNTAX 'SPLITVS=volumesetname[,volumesetname ... ]' (S/R 704)
	CAUSE	The volumeset name specified for SPLITVS is invalid.
	ACTION	Retype the command and include a valid volumeset name.

---

---

705      MESSAGE      VOLUMESSET NAME SPECIFIED FOR 'SPLITVS' OPTION EXCEEDED THE MAXIMUM ALLOWABLE LENGTH OF 32 CHARACTERS. SYNTAX 'SPLITVS=volumesetname[,volumesetname ... ]' (S/R 705)

CAUSE      The volumeset name specified for SPLITVS option includes more than 32 characters.

ACTION      Retype the command and make sure the volumeset name includes 32 characters or less.

---

706      MESSAGE      EXPECTED 'volumesetname[,volumesetname ... ]' AFTER 'SPLITVS=' WHERE volumesetname IS THE NAME OF A VOLUME SET THAT IS CURRENTLY MOUNTED IN A SPLIT STATE ON YOUR SYSTEM. SYNTAX 'SPLITVS=volumesetname[,volumesetname ... ]' (S/R 706)

CAUSE      You have not entered a mounted volumesetname for SPLITVS option.

ACTION      Retype the command and include a mounted volumesetname with your command.

---

707      MESSAGE      STORE/RESTORE DOES NOT ALLOW MORE THAN TWENTY (20) "volumesetnames" TO BE SPECIFIED FOR THE 'SPLITVS' OPTION (S/R 707)

CAUSE      You have included more than 20 volumesetnames on the same command line.

ACTION      Retype the command and make sure not to exceed 20 volumesetnames.

---

708      MESSAGE      "volumesetname" SPECIFIED DOES NOT EXIST (IS NOT MOUNTED) ON THIS SYSTEM IN SPLIT STATE (S/R 708)

CAUSE      The specified volumesetname does not exist in the system or it is not mounted.

ACTION      Retype the command and make sure you typed the volumesetname correctly and it is mounted.

---

709      MESSAGE      A "volumesetname" IS SPECIFIED FOR ONVS AS WELL AS SPLITVS OPTION (S/R 709)

CAUSE      A volumesetname included for the ONVS option cannot be specified for the SPLITVS option and vice versa.

ACTION      Use different volumesetnames and retype the command.

---

---

710	MESSAGE	'SPLITVS' OPTION CANNOT BE USED WITH THE 'PURGE' OPTION (S/R 710)
	CAUSE	SPLITVS and PURGE options are not allowed on the same command line.
	ACTION	Delete PURGE option and retype the command.

---

711	MESSAGE	'SPLITVS' OPTION CANNOT BE USED WITH THE 'PURGE' OPTION (S/R 711)
	CAUSE	SPLITVS and PURGE options are not allowed in the same command line.
	ACTION	Delete either SPLITVS or PURGE option and retype the command.

---

712	MESSAGE	'SPLITVS' OPTION CANNOT BE USED WITH THE 'ONLINE' OPTION (S/R 712)
	CAUSE	SPLITVS and ONLINE options are not allowed in the same command line.
	ACTION	Delete either SPLITVS or ONLINE option and retype the command.

---

713	MESSAGE	'SPLITVS' OPTION CANNOT BE USED WITH THE 'DYNAMIC' OPTION (S/R 713)
	CAUSE	SPLITVS and DYNAMIC options are not allowed on the same command line.
	ACTION	Delete either SPLITVS or DYNAMIC option and retype the command.

---

721	MESSAGE	'MOSET' OPTION CANNOT BE USED WITH THE 'TRANSPORT' TO MPEv (S/R 721)
	CAUSE	MOSET and TRANSPORT options are not allowed on the same command line.
	ACTION	CMSTORE and V/E cannot handle MOSET option. Delete either MOSET or TRANSPORT option and retype the command.

---

722	MESSAGE	'MOSET' OPTION HAS BEEN REDUNDANTLY SPECIFIED (S/R 722)
	CAUSE	You specified MOSET option twice.
	ACTION	Delete one of the MOSET options and retype the command.

---

---

723	MESSAGE	'MOSET' OPTION MAY NOT BE SPECIFIED IN CONJUNCTION WITH A POSITIONAL DEVICE FILE. Ex. 'STORE...;*MO; MOSET=(M01,M02)' IS INVALID (S/R 723)
	CAUSE	The name of the device in the form of *MO should not be specified when using MOSET option.
	ACTION	Delete *MO from your command line and retype the command.

---

724	MESSAGE	EXPECTED '= (device[,,..])[,(device[, ... ])]' AFTER 'MOSET' OPTION WHERE device IS A VALID LDEV NUMBER OR A DEVICE NAME. SYNTAX 'MOSET=(device[,..])[,(device[, ... ])]' (S/R 724)
	CAUSE	You did not include a '=' sign after the MOSET option.
	ACTION	Retype the command line and include a '=' sign after the MOSET option.

---

725	MESSAGE	EXPECTED A '(' TO START A MOSET. Ex. 'MOSET=(M01,M02). SYNTAX 'MOSET=(device[,..])[,(device[, ... ])]' (S/R 725)
	CAUSE	You did not include a '(' to start a moaset after the MOSET option.
	ACTION	Retype the command and include a '(' in your command line.

---

726	MESSAGE	EXPECTED 'device' FILE SPECIFICATION IN MOSET. Ex. MOSET=(M01,M02). SYNTAX 'MOSET=(device[,..])[,(device[, ... ])]' (S/R 726)
	CAUSE	Your MOSET includes invalid device names or ldev numbers.
	ACTION	Retype the command and include valid device names or ldev numbers.

---

727	MESSAGE	MAXIMUM NUMBER OF 'device' SPECIFICATION EXCEEDED FOR A SERIAL MOSET. Ex. MOSET=(M01,M02, ... M0n) EXCEEDS THE MAXIMUM OF 8 (S/R 727)
	CAUSE	You have included more than 8 devices for MOSET option.
	ACTION	Retype the command and type valid number of devices with MOSET option.

---

---

728	MESSAGE	EXPECTED A ')' TO TERMINATE A SERIAL THE 'MOSET' OPTION. SYNTAX 'MOSET=(device[,..])[(device[, ... ])]' (S/R 728)
	CAUSE	You have not included a ')' to terminate your moset list after the MOSET option.
	ACTION	Retype the command and include a ')' to terminate your moset list.

---

729	MESSAGE	EXPECTED A NAME AS 'device' FILE SPECIFICATION IN MOSET. NAME AND NUMERIC DEVICE SPECIFICATIONS CAN NOT BE SPECIFIED TOGETHER FOR THE MOSET OPTION (S/R 729)
	CAUSE	Mixing device names and ldev numbers are not allowed with MOSET option.
	ACTION	Either use all device names or ldev numbers with the MOSET option.

---

730	MESSAGE	EXPECTED A NUMBER AS 'device' FILE SPECIFICATION IN MOSET. NAME AND NUMERIC DEVICE SPECIFICATIONS CAN NOT BE SPECIFIED TOGETHER FOR THE MOSET OPTION (S/R 730)
	CAUSE	Mixing device name and ldev numbers with MOSET option is not allowed.
	ACTION	Either use all device names or ldev numbers with the MOSET option.

---

731	MESSAGE	'MOSET' OPTION NOT ALLOWED IN SYSGEN/STORE. (S/R 731)
	CAUSE	MOSET option is not allowed when STORE command is called inside SYSGEN.
	ACTION	Do not use MOSET option with STORE command from SYSGEN.

---

735	MESSAGE	'NAME' OPTION HAS BEEN REDUNDANTLY SPECIFIED (S/R 735)
	CAUSE	The NAME option was entered twice.
	ACTION	Delete one of the NAME options and retype the command.

---

---

736        MESSAGE        EXPECTED '=fname' AFTER 'NAME' OPTION WHERE fname IS THE NAME OF THE BACKUP YOU WANT TO USE FOR THIS OPERATION. SYNTAX 'NAME=fname[.gname[.aname]]' (S/R 736).

CAUSE        You have not included an '=' sign after the NAME option.

ACTION        Include an '=' sign after the NAME option and retype the command.

---

737        MESSAGE        EXPECTED 'fname' TO BE SPECIFIED FOR 'NAME' OPTION. A fname NAME MUST START WITH AN ALPHA "A-Z" AND CONTAIN ONLY ALPHANUMERIC "A-Z, 0-9" NOT EXCEEDING 8 CHARACTERS IN LENGTH. SYNTAX 'NAME=fname[.gname[.aname]]' (S/R 737).

CAUSE        You have entered an invalid filename for the NAME option.

ACTION        Retype the command and include a valid filename for NAME option.

---

738        MESSAGE        EXPECTED '.gname' AFTER 'NAME' OPTION WHERE gname QUALIFIES NAME OF THE BACKUP YOU WANT TO USE FOR THIS OPERATION. SYNTAX 'NAME=fname[.gname[.aname]]' (S/R 738).

CAUSE        You have not included a '.' between fname and gname in your command line.

ACTION        Include a '.' between fname and gname and retype the command.

---

739        MESSAGE        EXPECTED 'gname' TO BE SPECIFIED FOR 'NAME' OPTION. A gname NAME MUST START WITH AN ALPHA "A-Z" AND CONTAIN ONLY ALPHANUMERIC "A-Z, 0-9" NOT EXCEEDING 8 CHARACTERS IN LENGTH. SYNTAX 'NAME=fname[.gname[.aname]]' (S/R 739).

CAUSE        You have entered an invalid gname on your command line.

ACTION        Retype the command and include a valid gname.

---

740        MESSAGE        EXPECTED '.aname' AFTER 'NAME' OPTION WHERE aname QUALIFIES NAME OF THE BACKUP YOU WANT TO USE FOR THIS OPERATION. SYNTAX 'NAME=fname[.gname[.aname]]' (S/R 740).

CAUSE        You have not included a '.' between gname and aname on your command line.

ACTION        Retype the command and include a '.' between gname and aname.

---



---

741	MESSAGE	EXPECTED 'aname' TO BE SPECIFIED FOR 'NAME' OPTION. A aname NAME MUST START WITH AN ALPHA "A-Z" AND CONTAIN ONLY ALPHANUMERIC "A-Z, 0-9" NOT EXCEEDING 8 CHARACTERS IN LENGTH. SYNTAX 'NAME=fname[.gname[.aname]]' (S/R 741).
	CAUSE	You have entered an invalid account name with your command line.
	ACTION	Retype the command and include a valid account name.

---

743	MESSAGE	MOSET OPTION IS REQUIRED WITH NAME OPTION FOR (RE)STORE TO MO. (S/R 743)
	CAUSE	MOSET option is a required parameter when you include NAME option on your command line.
	ACTION	Retype the command and include MOSET option.

---

744	MESSAGE	NAME OPTION IS REQUIRED WITH MOSET OPTION FOR RESTORE FROM MO. (S/R 744)
	CAUSE	NAME option is a required parameter along with MOSET option during restore from magneto-optical.
	ACTION	Retype the command and include NAME option.

---

745	MESSAGE	THE BACKUP FILE ON LDEV ! IS TOO SMALL FOR STORE TO MO. (S/R 745)
	CAUSE	The size of a file to be stored is too large for the magneto-optical media, probably because of defective optical media.
	ACTION	Retry with known good media.

---

746	MESSAGE	INVALID FUNCTION ATTEMPTED ON LDEV ! FOR (RE)STORE TO MO. (S/R 746)
	CAUSE	An invalid function request was specified for the magneto-optical device.
	ACTION	Contact your HP Support Representative.

---

747	MESSAGE	ATTEMPT TO OPEN THE BACKUP FILE NAMED ! ON LDEV ! ENCOUNTERED ERROR (S/R 747)
	CAUSE	Unable to open the specified backup media due to internal error.
	ACTION	Contact your HP Support representative for further assistance.

---

---

748	MESSAGE	STORE/RESTORE ENCOUNTERED ERROR WHILE ATTEMPTING TO GET THE BYTE ADDRESS OF THE BACKUP FILE ON LDEV ! (S/R 748).
	CAUSE	Internal error occurred while storing to a magneto-optical device.
	ACTION	Contact your HP Support representative for further assistance.

---

749	MESSAGE	THE BACKUP FILE ON LDEV ! CONTAINS MORE THAN 1 EXTENT. STORE CAN NOT HANDLE MULTIPLE EXTENT FILES FOR BACKUP TO DISC (S/R 749).
	CAUSE	A magneto-optical file has more than 1 extent.
	ACTION	Contact your HP Support Representative.

---

750	MESSAGE	STORE WAS UNABLE TO ALLOCATE SPACE FOR 'MOSET' OPTION BUFFERS AND CONTROL BLOCKS. (S/R 750)
	CAUSE	Internal error occurred while storing to MOSET.
	ACTION	Contact your HP Support representative.

---

753	MESSAGE	THE NAME OPTION IS NOT ALLOWED WITH THE TRANSPORT OPTION (S/R 753)
	CAUSE	NAME and TRANSPORT options are not allowed on the same command line.
	ACTION	TRANSPORT option is not valid with Magneto-optical devices. Check the syntax and retype your command.

---

760	MESSAGE	WARNING: 'COPYACD' OPTION HAS BEEN REDUNDANTLY SPECIFIED (S/R 760)
	CAUSE	The COPYACD option was entered more than once.
	ACTION	Information only.

---

761	MESSAGE	'COPYACD' AND 'NOACD' CANNOT BE USED TOGETHER (S/R 761)
	CAUSE	COPYACD and NOACD are not allowed on the same command line.
	ACTION	Delete either COPYACD or NOACD and retype the command.

---

765	MESSAGE	WARNING: 'NOACD' OPTION HAS BEEN REDUNDANTLY SPECIFIED (S/R 765)
	CAUSE	The NOACD option was entered more than once.
	ACTION	Information only.

---

---

767	MESSAGE	WARNING: 'LDEV' OPTION HAS BEEN REDUNDANTLY SPECIFIED. SYSGEN/STORE INTERFACE ERROR. (S/R 767)
	CAUSE	The LDEV option was entered more than once.
	ACTION	Information only.

---

768	MESSAGE	'LDEV' OPTION CANNOT BE USED WITH THE 'TRANSPORT' TO MPEv. SYSGEN/STORE INTERFACE ERROR. (S/R 768)
	CAUSE	LDEV and TRANSPORT options are not allowed on the same command line.
	ACTION	TRANSPORT is not a valid option with STORE command from SYSGEN. Check your syntax and retype the command.

---

769	MESSAGE	EXPECTED '=ldev' AFTER 'LDEV' OPTION.SYSGEN/STORE INTERFACE ERROR. (S/R 769)
	CAUSE	You did not enter a '=' sign after the LDEV option in your command line.
	ACTION	Retype the command and include '=' sign after the LDEV option.

---

770	MESSAGE	EXPECTED 'LDEV=ldev' WHERE ldev IS A POSITIVE INTEGER. SYSGEN/STORE INTERFACE ERROR. (S/R 770)
	CAUSE	You have not entered a ldev number for LDEV option in your command.
	ACTION	Retype the command and include a ldev number.

---

771	MESSAGE	EXPECTED 'ldev TO BE WITHIN THE RANGE OF A POSITIVE INTEGER. SYSGEN/STORE INTERFACE ERROR. (S/R 771)
	CAUSE	You have entered an invalid number for LDEV option.
	ACTION	Retype the command and include a valid ldev number.

---

773	MESSAGE	WARNING: 'REELNUM' OPTION HAS BEEN REDUNDANTLY SPECIFIED. SYSGEN/STORE INTERFACE ERROR. (S/R 773)
	CAUSE	The REELNUM option was entered more than once.
	ACTION	Information only.

---

---

774	MESSAGE	'REELNUM' OPTION CANNOT BE USED WITH THE 'TRANSPORT' TO MPEv. SYSGEN/STORE INTERFACE ERROR. (S/R 774)
	CAUSE	REELNUM and TRANSPORT options are not allowed with the same command line.
	ACTION	TRANSPORT option is not valid with STORE command from SYSGEN. Check the syntax and retype the command.

---

775	MESSAGE	EXPECTED '=reelnum' AFTER 'REELNUM' OPTION. SYSGEN/STORE INTERFACE ERROR. (S/R 775)
	CAUSE	You have not entered a '=' sign after the REELNUM option in your command.
	ACTION	Retype the command and include '=' sign with your command.

---

776	MESSAGE	EXPECTED 'REELNUM=reelnum' WHERE reelnum IS A POSITIVE INTEGER. SYSGEN/STORE INTERFACE ERROR. (S/R 776)
	CAUSE	You have not entered any value for REELNUM option in your command.
	ACTION	Retype the command and include a number for REELNUM option.

---

777	MESSAGE	EXPECTED reelnum TO BE WITHIN THE RANGE OF A POSITIVE INTEGER. SYSGEN/STORE INTERFACE ERROR. (S/R 777)
	CAUSE	You have entered an invalid number for REELNUM option in your comma nd.
	ACTION	Retype the command and include a valid number for REELNUM option.

---

779	MESSAGE	WARNING: 'SLTDATE' OPTION HAS BEEN REDUNDANTLY SPECIFIED. SYSGEN/STORE INTERFACE ERROR. (S/R 779)
	CAUSE	The SLTDATE option was entered more than once.
	ACTION	Information only.

---

---

780	MESSAGE	'SLTDATE' OPTION CANNOT BE USED WITH THE 'TRANSPORT' TO MPEv. SYSGEN/STORE INTERFACE ERROR. (S/R 780)
	CAUSE	SLTDATE and TRANSPORT options are not allowed on the same command line.
	ACTION	TRANSPORT option is invalid when a combined SLT/Store set is created. Delete the TRANSPORT option from your command line.

---

781	MESSAGE	EXPECTED '=date' AFTER 'SLTDATE' OPTION. SYSGEN/STORE INTERFACE ERROR. (S/R 781)
	CAUSE	You did not include a '=' sign for SLTDATE option.
	ACTION	Retype the command and include a '=' sign for SLTDATE option.

---

782	MESSAGE	EXPECTED 'SLTDATE=date' WHERE date IS A POSITIVE INTEGER. SYSGEN/STORE INTERFACE ERROR. (S/R 782)
	CAUSE	You did not include a valid number for SLTDATE option.
	ACTION	Check the syntax and include a valid number for SLTDATE option.

---

783	MESSAGE	EXPECTED date TO BE WITHIN THE RANGE OF A POSITIVE INTEGER. SYSGEN/STORE INTERFACE ERROR. (S/R 783)
	CAUSE	You did not include a valid number for DATE option.
	ACTION	Check the syntax and include a valid number for DATE option.

---

785	MESSAGE	WARNING: 'TIME' OPTION HAS BEEN REDUNDANTLY SPECIFIED. SYSGEN/STORE INTERFACE ERROR. (S/R 785)
	CAUSE	The TIME option was entered more than once.
	ACTION	Information only.

---

786	MESSAGE	'TIME' OPTION CANNOT BE USED WITH THE 'TRANSPORT' TO MPEv. SYSGEN/STORE INTERFACE ERROR. (S/R 786)
	CAUSE	TIME and TRANSPORT options are not allowed on the same command line.
	ACTION	TRANSPORT option is invalid when combined SLT/Store Set is created. Check your syntax and retype the command.

---

---

787	MESSAGE	EXPECTED '=time' AFTER 'TIME' OPTION. SYSGEN/STORE INTERFACE ERROR. (S/R 787)
	CAUSE	You did not include a '=' sign after the TIME option in your command line.
	ACTION	Retype the command and include '=' sign after the TIME option.

---

788	MESSAGE	EXPECTED 'TIME=time' WHERE time IS A POSITIVE INTEGER. SYSGEN/STORE INTERFACE ERROR. (S/R 788)
	CAUSE	You have not entered a valid number for TIME parameter.
	ACTION	Retype the command and include a valid number for TIME parameter.

---

789	MESSAGE	EXPECTED time TO BE WITHIN THE RANGE OF A POSITIVE INTEGER. SYSGEN/STORE INTERFACE ERROR. (S/R 789)
	CAUSE	You did not include a valid number for the TIME option.
	ACTION	Check the syntax and enter a valid number for TIME option.

---

791	MESSAGE	WARNING: 'SYNTAX' OPTION HAS BEEN REDUNDANTLY SPECIFIED. SYSGEN/STORE INTERFACE ERROR. (S/R 791)
	CAUSE	The SYNTAX option was entered more than once.
	ACTION	Information only.

---

792	MESSAGE	'SYNTAX' OPTION CANNOT BE USED WITH THE 'TRANSPORT' TO MPEv. SYSGEN/STORE INTERFACE ERROR. (S/R 792)
	CAUSE	SYNTAX and TRANSPORT options are not allowed on the same command line.
	ACTION	TRANSPORT is not valid when creating combined SLT/Store Set tape. Delete TRANSPORT option and retype the command.

---

793	MESSAGE	WARNING: 'NOLOCK' OPTION HAS BEEN REDUNDANTLY SPECIFIED. SYSGEN/STORE INTERFACE ERROR. (S/R 793)
	CAUSE	The NOLOCK option was entered more than once.
	ACTION	Information only, no action required.

---

---

794	MESSAGE	'NOLOCK' OPTION CANNOT BE USED WITH THE 'TRANSPORT' TO MPEv. SYSGEN/STORE INTERFACE ERROR. (S/R 794)
	CAUSE	NOLOCK and TRANSPORT options are not allowed on the same command line.
	ACTION	Delete either NOLOCK or TRANSPORT option and retype the command.

---

795	MESSAGE	'NOLOCK' OPTION CANNOT BE USED WITH THE 'ONLINE' OPTION. SYSGEN/STORE INTERFACE ERROR. (S/R 795)
	CAUSE	NOLOCK and ONLINE options are not allowed on the same command line.
	ACTION	Delete either NOLOCK or ONLINE option and retype the command.

---

796	MESSAGE	'NOLOCK' OPTION CANNOT BE USED WITH THE 'SPLITVS' OPTION. SYSGEN/STORE INTERFACE ERROR. (S/R 796)
	CAUSE	NOLOCK and SPLITVS options are not allowed on the same command line.
	ACTION	Delete either NOLOCK or SPLITVS option and retype the command.

---

797	MESSAGE	WARNING: 'RENAME' OPTION HAS BEEN REDUNDANTLY SPECIFIED. (S/R 797)
	CAUSE	The RENAME option was entered more than once.
	ACTION	Information only.

---

798	MESSAGE	'RENAME' OPTION CANNOT BE USED WITH 'TRANSPORT' TO MPEv. (S/R 798)
	CAUSE	Specification of RENAME;TRANSPORT; as options to STORE.
	ACTION	Do not use TRANSPORT with RENAME or vice versa. RENAME is only supported on MPE/iX.

---

799	MESSAGE	'RENAME' OPTION CANNOT BE USED WITH THE 'SPLITVS' OPTION. (S/R 799)
	CAUSE	Specification of RENAME;SPLITVS as options to STORE.
	ACTION	Do not use them together. RENAME is not supported for SPLITVS.

---

---

800	MESSAGE	'RENAME' OPTION CANNOT BE USED WITH THE 'PURGE' OPTION. (S/R 800)
	CAUSE	RENAME and PURGE options are not allowed on the same command line.
	ACTION	Delete either RENAME or PURGE option and retype the command.

---

801	MESSAGE	SPECIFIED FUNCTION (OPTION) IS NOT IMPLEMENTED ON THIS RELEASE. (S/R 801)
	CAUSE	Same as message content.
	ACTION	Check the syntax and retype the command.

---

802	MESSAGE	MAXIMUM ALLOWABLE NUMBER OF DEVICE FILE EQUATIONS HAS BEEN EXCEEDED. (S/R 802)
	CAUSE	You specified too many device file equations.
	ACTION	Check the syntax and retype the command.

---

803	MESSAGE	DEVICE FILE EQUATION NAME EXCEEDS THE MAXIMUM ALLOWED LENGTH. (S/R 803)
	CAUSE	Same as the message content.
	ACTION	Check the syntax and retype the command.

---

804	MESSAGE	EXPECTED ONE OF: SHOW, ONERROR, LOCAL, GROUP, ACCOUNT, CREATE, CREATOR, GID, KEEP, NOKEEP, OLDDATE, NEWDATE, LISTDIR, DIRECTORY, FCRANGE, FILES, DEV, VOL, VOLCLASS, VOLSET, COPYACD, NOACD, TREE, NOTREE. TURBOSTORE ONLY OPTIONS: RESTORESET, MOSET, NAME. (S/R 804)
	CAUSE	You did not enter a valid option.
	ACTION	Retype the command with valid options.

---

805	MESSAGE	EXPECTED ONE OF: SHOW, ONERROR, DATES, PURGE, PROGRESS, DIRECTORY, FILES, TRANSPORT, COPYACD, NOACD, MAXTAPEBUF, FCRANGE, NOTIFY, ONVS, SPLITVS, RENAME, TREE, NOTREE. TURBOSTORE ONLY OPTIONS: INTER, ONLINE, STORESET, COMPRESS, MOSET, NAME. (S/R 805)
	CAUSE	You did not enter a valid option.
	ACTION	Retype the command with valid options.

---



---

806      MESSAGE      EXPECTED A SEMICOLON ";" TO SEPARATE OPTIONS. (S/R 806)  
CAUSE      You did not include a semicolon in-between the options.  
ACTION      Check the syntax and retype the command.

---

807      MESSAGE      EXPECTED A SEMICOLON ";" TO SEPARATE THE DEVICE FILE  
EQUATION (restorefile) AND THE filesetlist. SYNTAX  
'RESTORE [restorefile] [;[filesetlist] [;option[;..]]]'  
(S/R 807)  
CAUSE      You did not include a semicolon in-between device file equations.  
ACTION      Check the syntax and retype the command.

---

808      MESSAGE      EXPECTED DEVICE FILE EQUATION (restorefile) TO FOLLOW  
RESTORE COMMAND WHERE THE DEVICE FILE EQUATION SPECIFIES  
THE SOURCE DEVICE FROM WHICH THE FILES WILL BE RESTORED.  
SYNTAX  
'RESTORE [restorefile] [;[filesetlist] [;option[;..]]]'  
(S/R 808)  
CAUSE      You did not specify device file equation.  
ACTION      Check the syntax and retype the command.

---

809      MESSAGE      EXPECTED A SEMICOLON ";" TO SEPARATE THE filesetlist FROM  
THE DEVICE FILE EQUATION (storefile). SYNTAX  
'STORE [filesetlist] [;[storefile] [;option[;..]]]' (S/R  
809)  
CAUSE      You did not include a semicolon in between filesetlists.  
ACTION      Check the syntax and retype the command.

---

810      MESSAGE      EXPECTED A SEMICOLON ";" TO SEPARATE THE DEVICE FILE  
EQUATION (storefile) FROM THE STORE OPTIONS. SYNTAX  
'STORE [filesetlist] [;[storefile] [;option[;..]]]' (S/R  
810)  
CAUSE      You did not include a semicolon in between device file equations.  
ACTION      Check the syntax and retype the command.

---

---

811	MESSAGE	<p>EXPECTED DEVICE FILE EQUATION (storefile) TO FOLLOW filesetlist SPECIFICATION, WHERE THE DEVICE FILE EQUATION SPECIFIES THE DESTINATION DEVICE ONTO WHICH THE FILES WILL BE STORED. SYNTAX 'STORE [filesetlist] [;[storefile] [;option[;..]]]' (S/R 811)</p>
	CAUSE	You did not include a device file equation.
	ACTION	Check the syntax and retype the command.

---

812	MESSAGE	<p>EXPECTED 'STORE' 'VSTORE' OR 'RESTORE' COMMAND TO BE SPECIFIED. SYNTAX 'STORE [filesetlist] [;storefile] [;option [; ]]' SYNTAX 'RESTORE [restorefile] [;[filesetlist] [;option[;..]]]' SYNTAX 'VSTORE [vstorefile] [;[filesetlist] [;option[;..]]]' (S/R 812)</p>
	CAUSE	You did not type a valid command.
	ACTION	Retype the command.

---

813	MESSAGE	ERROR PARSING INDIRECT FILE "!" AT LINE #! (S/R 813)
	CAUSE	Same as message content.
	ACTION	Check you indirect file.

---

814	MESSAGE	'GROUP' PARAMETER OF THE 'CREATE' OPTION REQUIRES (SM) AND/OR (CV) CAPABILITY TO CREATE GROUPS ON USER VOLUMES. (S/R 814)
	CAUSE	You do not have SM or CV capability.
	ACTION	Log on to an account with either SM or CV capability.

---

815	MESSAGE	'LDEV' OPTION CANNOT BE USED IN AN INDIRECT FILE. SYSGEN/STORE INTERFACE ERROR. (S/R 815)
	CAUSE	LDEV option is not allowed with STORE command from SYSGEN in an indirect file.
	ACTION	Check the syntax and retype the command.

---

---

816	MESSAGE	'REELNUM' OPTION CANNOT BE USED IN AN INDIRECT FILE. SYSGEN/STORE INTERFACE ERROR. (S/R 816)
	CAUSE	REELNUM option is not allowed with the STORE command from SYSGEN in an indirect file.
	ACTION	Check the syntax and retype the command.

---

817	MESSAGE	'SLTDATE' OPTION CANNOT BE USED IN AN INDIRECT FILE. SYSGEN/STORE INTERFACE ERROR. (S/R 817)
	CAUSE	SLTDATE with STORE command from sysgen in an indirect file.
	ACTION	Check the syntax and retype the command.

---

818	MESSAGE	'TIME' OPTION CANNOT BE USED IN AN INDIRECT FILE. SYSGEN/STORE INTERFACE ERROR. (S/R 818)
	CAUSE	The option TIME is not allowed with the store command from sysgen in an indirect file.
	ACTION	Check the syntax and retype the command.

---

819	MESSAGE	'SYNTAX' OPTION CANNOT BE USED IN AN INDIRECT FILE. SYSGEN/STORE INTERFACE ERROR. (S/R 819)
	CAUSE	SYNTAX option is not allowed with store command from SYSGEN in an indirect file.
	ACTION	Check the syntax and retype the command.

---

820	MESSAGE	SYSGEN OPTIONS NOT ALL SPECIFIED. SYSGEN/STORE INTERFACE ERROR. (S/R 820)
	CAUSE	The options passed by SYSGEN to store command are incomplete.
	ACTION	Internal error.

---

821	MESSAGE	MAXIMUM NUMBER OF PARALLEL SETS EXCEEDED FOR 'STORESET' OPTION. Ex., 'STORESET>(*ta),(*tb)' IS TWO PARALLEL SETS (S/R 821)
	CAUSE	You have exceeded the maximum number of parallel set allowed for STORESET option, which is 16.
	ACTION	Retype the command and make sure not to exceed 16 parallel sets.

---

---

822	MESSAGE	STORING TO A DISK FILE IS NOT AVAILABLE ON YOUR VERSION OF STORE .
	CAUSE	Storing to disc is not available on this version of STORE.
	ACTION	You must purchase TurboSTORE/iX 7x24 True-Online Backup to get this functionality.

---

901	MESSAGE	WARNING: 'ONLINE' OPTION HAS BEEN REDUNDANTLY SPECIFIED (S/R 901)
	CAUSE	The ONLINE option was entered more than once.
	ACTION	Information only.

---

902	MESSAGE	'ONLINE' OPTION CANNOT BE USED WITH THE 'SPLITVS' OPTION (S/R 902)
	CAUSE	ONLINE and SPLITVS options are not allowed on the same command line.
	ACTION	Delete either ONLINE or SPLITVS option and retype the command.

---

903	MESSAGE	'ONLINE' OPTION CANNOT BE USED WITH THE 'DYNAMIC' OPTION (S/R 903)
	CAUSE	ONLINE and DYNAMIC options are not allowed on the same command line.
	ACTION	Delete either ONLINE or DYNAMIC option and retype the command.

---

904	MESSAGE	'ONLINE' OPTION CANNOT BE USED WITH THE 'TRANSPORT' TO MPEv (S/R 904)
	CAUSE	ONLINE and TRANSPORT options are not allowed on the same command line.
	ACTION	CMSTORE and V/E cannot handle ONLINE option. Delete either ONLINE or TRANSPORT option and retype the command.

---

905	MESSAGE	SHADOW SUBSYSTEM ERROR: TOO MANY ENVIRONMENTS (S/R 905)
	CAUSE	You have exceeded the maximum ONLINE store operation allowed per system which is 16.
	ACTION	Do not run more than 16 store operations with ONLINE option.

---

---

906	MESSAGE	SHADOW SUBSYSTEM ERROR: OUT OF DISC SPACE FOR LOG (S/R 906)
	CAUSE	There is not enough disk space to create log files for ONLINE store operation.
	ACTION	Delete some unwanted files in the system and restart the store operation.

---

907	MESSAGE	SHADOW SUBSYSTEM ERROR: UNEXPECTED ENVIRONMENT ERROR (S/R 907)
	CAUSE	Internal error from ONLINE STORE.
	ACTION	Contact your HP Support representative for further assistance.

---

908	MESSAGE	SHADOW SUBSYSTEM ERROR: UNEXPECTED TRAP ON ENVIRONMENT (S/R 908)
	CAUSE	Internal error from ONLINE STORE.
	ACTION	Contact your HP Support representative for further assistance.

---

909	MESSAGE	SHADOW SUBSYSTEM ERROR: OUT OF TRANSIENT DISC SPACE (S/R 909)
	CAUSE	Internal error occurred due to system running out of transient disc space.
	ACTION	Reconfigure the transient disc space using VOLUTIL and retype the command.

---

910	MESSAGE	SHADOW SUBSYSTEM ERROR: COULD NOT FIND ENVIRONMENT (S/R 910)
	CAUSE	Internal error from ONLINE STORE.
	ACTION	Contact your HP Support representative for further assistance.

---

911	MESSAGE	SHADOW SUBSYSTEM ERROR: UNKNOWN ERROR ENCOUNTERED (S/R 911)
	CAUSE	Internal error from ONLINE STORE.
	ACTION	Contact your HP Support representative for further assistance.

---

912	MESSAGE	! NOT STORED: TOO MANY FILES ATTACHED TO SHADOW
	CAUSE	There are too many files attached to this environment. Maximum allowed is 431250.
	ACTION	Delete some files from the list and retype the command.

---

---

913	MESSAGE	! NOT STORED: FILE OPEN FOR WRITE AT ATTACH
	CAUSE	This particular file is not stored because it is open for write during store operation.
	ACTION	Close the file and restart the store operation.

---

914	MESSAGE	! NOT STORED: OPEN AT ATTACH TIME FAILED
	CAUSE	Internal error from online STORE.
	ACTION	Contact your HP Support representative for further information.

---

915	MESSAGE	! NOT STORED: FILE ALREADY ATTACHED BY A STORE
	CAUSE	This file was not stored because it was already attached by another shadow environment.
	ACTION	Retry the command at a later time.

---

916	MESSAGE	! NOT STORED: UNEXPECTED SHADOW TRAP ON FILE
	CAUSE	Internal error from online STORE.
	ACTION	Contact your HP Support representative for further information.

---

917	MESSAGE	! NOT STORED: SHADOW OUT OF DISC LOG SPACE
	CAUSE	This file is not stored because the system did not have enough disc space when logging for this file.
	ACTION	Purge some unwanted files and retype the command again.

---

918	MESSAGE	! NOT STORED: UNEXPECTED SHADOW ERROR ON FILE
	CAUSE	Internal error from online STORE.
	ACTION	Contact your HP Support representative for further information.

---

919	MESSAGE	! NOT STORED: OUT OF TRANSIENT DISC SPACE
	CAUSE	This particular file was not stored because the system ran out of transient disc space.
	ACTION	Reconfigure the transient space using VOLUTIL and retype the command.

---

---

920	MESSAGE	! NOT STORED: UNEXPECTED TRAP ON ENVIRONMENT
	CAUSE	Internal error during online STORE operation.
	ACTION	Contact your HP Support representative for further assistance.

---

921	MESSAGE	! NOT STORED: CANT LOCATE SHADOW ENVIRONMENT
	CAUSE	Internal error during online STORE operation.
	ACTION	Contact your HP Support representative for further assistance.

---

922	MESSAGE	! NOT STORED: UNEXPECTED ERROR ON ENVIRONMENT
	CAUSE	Internal error occured during onlone STORE of this particular file.
	ACTION	Contact your HP Support representative for further information.

---

923	MESSAGE	! NOT STORED: UNKNOWN SHADOW ERROR ENCOUNTERED
	CAUSE	Internal error occured during online STORE of this particular file.
	ACTION	Contact your HP Support representative for further information.

---

924	MESSAGE	SHADOW ATTACH ROUTINE ENCOUNTERED ERROR (S/R 924)
	CAUSE	Internal error from online STORE operation.
	ACTION	Contact your HP Support representative for further assistance.

---

925	MESSAGE	SHADOW DETACH ROUTINE ENCOUNTERED ERROR (S/R 925)
	CAUSE	Internal error occured during online STORE.
	ACTION	Contact your HP Support representative for further assistance.

---

926	MESSAGE	SHADOW CREATE ROUTINE ENCOUNTERED ERROR (S/R 926)
	CAUSE	Internal error occured during online STORE operation.
	ACTION	Contact your HP Support representative for further assistance.

---

927	MESSAGE	SHADOW RELEASE ROUTINE ENCOUNTERED ERROR (S/R 927)
	CAUSE	Internal error occurred during online STORE operation.
	ACTION	Contact your HP Support representative for further assistance.

---

---

928	MESSAGE CAUSE ACTION	SHADOW GET FILE INFO ROUTINE ENCOUNTERED ERROR (S/R 928) Internal error occurred during online STORE operation. Contact your HP Support representative for further assistance.
-----	----------------------------	--

---

929	MESSAGE CAUSE ACTION	SHADOW GET FILE LOG INFO ROUTINE ENCOUNTERED ERROR (S/R 929) Internal error occurred during online STORE. Contact your HP Support representative for further assistance.
-----	----------------------------	--

---

930	MESSAGE CAUSE ACTION	SHADOW GET LOG BLOCK INFO ROUTINE ENCOUNTERED ERROR (S/R 930) Internal error occurred during online STORE. Contact your HP Support representative for further assistance.
-----	----------------------------	---

---

931	MESSAGE CAUSE ACTION	SHADOW GET CHANGED UFID ROUTINE ENCOUNTERED ERROR (S/R 931) Internal error occurred during online STORE. Contact your HP Support representative for further assistance.
-----	----------------------------	---

---

932	MESSAGE CAUSE ACTION	SHADOW LINKED TO SPOOLING QUEUE ROUTINE ENCOUNTERED ERROR (S/R 932) Internal error occurred during online STORE. Contact your HP Support representative for further assistance.
-----	----------------------------	---

---

933	MESSAGE CAUSE ACTION	SHADOW GET FLABX LENGTH ROUTINE ENCOUNTERED ERROR (S/R 933) Internal error occurred during online STORE. Contact your HP Support representative for further assistance.
-----	----------------------------	---

---

934	MESSAGE CAUSE ACTION	SHADOW FLABX READ ROUTINE ENCOUNTERED ERROR (S/R 934) Internal error occurred during online STORE. Contact your HP Support representative for further assistance.
-----	----------------------------	---

---



---

935	MESSAGE CAUSE ACTION	SHADOW UNKNOWN ROUTINE ENCOUNTERED ERROR (S/R 935) Internal error occurred during online STORE. Contact your HP Support representative for further assistance.
-----	----------------------------	--

---

936	MESSAGE CAUSE ACTION	SHADOW RETURNED BAD STATUS FROM SUBSYSTEM !, ERROR ! (S/R 936) Internal error occurred during online Store. Contact your HP Support representative.
-----	----------------------------	---

---

938	MESSAGE CAUSE ACTION	SQL ONLINE STORE ABORTED BECAUSE OF A REJECTED FILE (S/R 938) STORE determined that some of the files specified for the SQL online store would not be able to be stored. Check the input fileset specification to SQL online store and retype the STORE command.
-----	----------------------------	--

---

939	MESSAGE CAUSE ACTION	SQL ONLINE STORE ABORTED BECAUSE OF A FAILED FILE (S/R 939) Internal error occurred during SQL Online Store. Contact your HP Support Representative further assistance.
-----	----------------------------	---

---

940	MESSAGE CAUSE ACTION	SQL ONLINE STORE ENCOUNTERED SENDMAIL ERROR ! (S/R 940) Internal error occurred during the SQL Online Store. Contact your HP Support Representative for further assistance.
-----	----------------------------	---

---

941	MESSAGE CAUSE ACTION	SHADOW LOG SPACE SUMMARY ROUTINE ENCOUNTERED ERROR (S/R 941) Unable to display shadow summary information of the log space due to internal error. Call your HP Support representative for further assistance.
-----	----------------------------	---

---

942	MESSAGE CAUSE ACTION	ONLINE BACKUP UTILIZED DISC SPACE FOR LOG ON THE FOLLOWING VOLSETS: Displays the disc space utilized by log file during online backup. Information only.
-----	----------------------------	--

---

---

951	MESSAGE	'TREE' OPTION CANNOT BE USED WITH THE 'TRANSPORT' TO MPEv. (S/R 951)
	CAUSE	The 'TREE' and TRANSPORT' options were specified for a single STORE command. CMSTORE and MPE V cannot handle HFS directories.
	ACTION	Remove either the 'TREE' option or the 'TRANSPORT' option from theSTORE command.

---

952	MESSAGE	WARNING: 'TREE' OPTION HAS BEEN REDUNDANTLY SPECIFIED (S/R 952)
	CAUSE	The TREE option was entered more than once.
	ACTION	Information only.

---

953	MESSAGE	'NOTREE' OPTION CANNOT BE USED WITH THE 'TRANSPORT' TO MPEv. (S/R 953)
	CAUSE	NOTREE and TRANSPORT options are not allowed on the same command line.
	ACTION	CMSTORE and MPE V/E cannot handle HFS directories. Delete NOTREE or TRANSPORT option and retype the command

---

954	MESSAGE	WARNING: 'NOTREE' OPTION HAS BEEN REDUNDANTLY SPECIFIED (S/R 954)
	CAUSE	The NOTREE option was entered more than once.
	ACTION	Information only.

---

955	MESSAGE	'TREE' OPTION CANNOT BE USED IN CONJUNCTION WITH THE 'NOTREE' OPTION (S/R 955)
	CAUSE	TREE and NOTREE options are not allowed on the same command line.
	ACTION	Delete either TREE or NOTREE option and retype the command.

---

---

957	MESSAGE	'NOTIFY' OPTION CANNOT BE USED WITH 'TRANSPORT' TO MPEv. (S/R 957)
	CAUSE	The NOTIFY option cannot be used when creating an MPE/V compatible tape.
	ACTION	Remove either NOTIFY or TRANSPORT from the Store command line and retype your command.

---

958	MESSAGE	WARNING: 'NOTIFY' OPTION HAS BEEN REDUNDANTLY SPECIFIED (S/R 958)
	CAUSE	You have specified the NOTIFY option more than once on the Store command line.
	ACTION	Information only, but you should remove the extra occurrences of the option.

---

961	MESSAGE	'PARTIALDB' OPTION CANNOT BE USED WITH 'TRANSPORT' TO MPEv. (S/R 961)
	CAUSE	The PARTIALDB option cannot be used to create MPEv media.
	ACTION	Delete one of the two options and re-run the command.

---

962	MESSAGE	'PARTIALDB' OPTION CANNOT BE USED WITH 'LISTDIR' OPTION (S/R 962)
	CAUSE	The PARTIALDB and the LISTDIR option cannot be specified for the same RESTORE.
	ACTION	Delete one of the two options from the RESTORE command line.

---

963	MESSAGE	WARNING: 'PARTIALDB' OPTION HAS BEEN REDUNDANTLY SPECIFIED (S/R 963)
	CAUSE	The PARTIALDB command was specified more than once on the command line.
	ACTION	Information only.

---

964	MESSAGE	WARNING: 'NOSTOREDIRECTORY' OPTION HAS BEEN REDUNDANTLY SPECIFIED (S/R 964)
	CAUSE	The NOSTOREDIRECTORY command was specified more than once on the command line.
	ACTION	Information only.

---

---

965	MESSAGE	'GID' OPTION HAS BEEN REDUNDANTLY SPECIFIED (S/R 965)
	CAUSE	The GID option was entered more than once.
	ACTION	Information only.

---

966	MESSAGE	EXPECTED '=fgroup' AFTER 'GID' OPTION WHERE fgroup IS THE NAME OF "FILE GROUP" WHICH SHARES THIS FILE. THE FILES WILL BE RESTORED SUCH THAT THE SPECIFIED FILE GROUP WILL BE THE NEW FILE SHARING ATTRIBUTE OF THE FILES. SYNTAX: 'GID[=fgroup]' WHERE 'GID' WITH NO "=fgroup" SPECIFIED DEFAULTS TO PRESERVING THE ORIGINAL GID OF THE FILE (S/R 966)
	CAUSE	You have not included a '=' sign after GID option in your command line.
	ACTION	Retype the command and include a '=' sign after the GID option.

---

967	MESSAGE	EXPECTED 'fgroup' TO BE SPECIFIED FOR 'GID' OPTION. A fgroup NAME MUST START WITH AN ALPHA "A-Z" AND CONTAIN ONLY ALPHANUMERIC "A-Z, 0-9" NOT EXCEEDING 8 CHARACTERS IN LENGTH. SYNTAX: 'GID[=fgroup]' WHERE 'GID' WITH NO "=fgroup" SPECIFIED DEFAULTS TO PRESERVING THE ORIGINAL GID OF THE FILE (S/R 967)
	CAUSE	You have specified an invalid 'fgroup' for GID option in your command line.
	ACTION	Retype the command and include a valid 'fgroup' name for GID option.

---

968	MESSAGE	'GID' OPTION CANNOT BE USED WITH THE 'LISTDIR' OPTION (S/R 968)
	CAUSE	GID and LISTDIR options are not allowed on the same command line.
	ACTION	Delete either LISTDIR or GID option and retype the command.

---

969	MESSAGE	WARNING: 'HFSWARN' OPTION IS NO LONGER SUPPORTED. PLEASE REMOVE THIS OPTION FROM BACKUP PROCEDURES. OPTION IGNORED. (S/R 969)
	CAUSE	You are specifying the HFSWARN option to store. This option is no longer supported or needed.
	ACTION	Remove the HFSWARN option from any STORE job streams.

---

---

970	MESSAGE	WARNING: 'NOHFSWARN' OPTION IS NO LONGER SUPPORTED. PLEASE REMOVE THIS OPTION FROM BACKUP PROCEDURES. OPTION IGNORED. (S/R 970)
	CAUSE	You are specifying the NOHFSWARN option to store. This option is no longer supported or needed.
	ACTION	Remove the NOHFSWARN option from any STORE job streams.

---

971	MESSAGE	'TRANSPORT' OPTION CANNOT BE USED WITH THE 'TRANSPORT=MPEXL' OPTION. (S/R 971)
	CAUSE	TRANSPORT and TRANSPORT=MPEXL options are not allowed on the same command line.
	ACTION	Delete one of the options and retype the command.

---

972	MESSAGE	'TRANSPORT=MPEXL' OPTION CANNOT BE USED WITH THE 'TRANSPORT' OPTION. (S/R 972)
	CAUSE	TRANSPORT=MPEXL and TRANSPORT options are not allowed on the same command line.
	ACTION	Delete one of the options and retype the command.

---

973	MESSAGE	WARNING: 'TRANSPORT=MPEXL' OPTION HAS BEEN REDUNDANDLY SPECIFIED (S/R 973)
	CAUSE	You have entered TRANSPORT=MPEXL twice.
	ACTION	Information only, no action required.

---

974	MESSAGE	'NOHFSWARN' OPTION CANNOT BE USED WITH THE 'HFSWARN' OPTION (S/R 974)
	CAUSE	The NOHFSWARN and HFSWARN options cannot be used together. However, neither option is supported any more.
	ACTION	Remove any NOHFSWARN or HFSWARN options from your STORE commands.

---

976	MESSAGE	EXPECTED 'onlineparm[,onlineparm..]' AFTER 'ONLINE=' option where 'onlineparm IS 'START' OR 'END', OPTIONALLY BE FOLLOWED BY time (hh:mm:ss) or A SK (S/R 976)''
	CAUSE	'ONLINE =' option must be followed by START or END options. \ACTIO N\ Check your command line and specify START or END for 'ONLINE=' option.

---

---

977	MESSAGE	'ONLINE=END' OPTION CANNOT BE USED WITH 'ONLINE' OPTION (S/R 977)
	CAUSE	You cannot specify both ONLINE and ONLINE=END.
	ACTION	Decide what type of online backup you want to perform, then specify either ONLINE or ONLINE=END.

---

978	MESSAGE	'ONLINE=END' OPTION CANNOT BE USED WITH 'ONLINE=START' OPTION (S/ R 978)
	CAUSE	You cannot specify both START and END sync points.
	ACTION	Remove one of the ONLINE options and re-run the command.

---

979	MESSAGE	WARNING: 'ONLINE=END' OPTION HAS BEEN REDUNDANTLY SPECIFIED (S/R 979)
	CAUSE	You have specified the ONLINE=END option more than once.
	ACTION	Information only.

---

980	MESSAGE	'ONLINE=START' OPTION CANNOT BE USED WITH 'ONLINE' OPTION (S/R 98 0)
	CAUSE	You cannot use the ONLINE option with the ONLINE=START option.
	ACTION	Remove one of the ONLINE options and re-run the command.

---

981	MESSAGE	WARNING: 'ONLINE=START' OPTION HAS BEEN REDUNDANTLY SPECIFIED (S/ R 981)
	CAUSE	You have specified the ONLINE=START option more than once.
	ACTION	Information only.

---

982	MESSAGE	SYNC TIME MUST BE USED WITH 'START' OR 'END' PARAMETERS (S/R 982)
	CAUSE	You must specify ONLINE=START or ONLINE=END if you specify a time parameter to ONLINE.
	ACTION	Either remove the time specification or add START or END to the ONLINE option.

---

---

983	MESSAGE	'ONLINE=time' OPTION CANNOT BE USED WITH 'ONLINE' OPTION (S/R 983 )
	CAUSE	You cannot specify ONLINE=time and ONLINE in the same command.
	ACTION	Remove one of the ONLINE options and re-run the command.

---

984	MESSAGE	MULTIPLE SYNC TIMES CAN NOT BE SPECIFIED (S/R 984)
	CAUSE	Only one time can be specified for the online sync point.
	ACTION	Remove all but one of the times and re-run the command.

---

985	MESSAGE	INVALID TIME SPECIFIED, MUST BE SPECIFIED AS HH:MM[:SS] (e.g. 14: 30:30) (S/R 985)
	CAUSE	You specified the online sync time incorrectly.
	ACTION	Specify the time as HH:MM[:SS] and re-run the command.

---

986	MESSAGE	'STOREDIRECTORY' OPTION CANNOT BE USED WITH 'TRANSPORT' TO MPEv. (S/R 986)
	CAUSE	The STOREDIRECTORY option cannot be used to create MPEv media.
	ACTION	Delete one of the two options and re-run the command.

---

987	MESSAGE	'STOREDIRECTORY' OPTION CANNOT BE USED WITH 'NOSTOREDIRECTORY' OPTION (S/R 987)
	CAUSE	You cannot specify both STOREDIRECTORY and NOSTOREDIRECTORY.
	ACTION	Remove one of the options and re-run the command.

---

988	MESSAGE	WARNING: 'STOREDIRECTORY' OPTION HAS BEEN REDUNDANTLY SPECIFIED ( S/R 988)
	CAUSE	You have specified the STOREDIRECTORY option more than once.
	ACTION	Information only.

---

---

989	MESSAGE	EXPECTED '=directoryname' AFTER 'STOREDIRECTORY' OPTION. SYNTAX ' STOREDIR[ECTORY]=directoryname' (S/R 989)
	CAUSE	No filename was specified after the STOREDIRECTORY option.
	ACTION	Specify a valid MPE or HFS-style file name of the file that contains the store disk directory for this backup and re-run the command.

---

990	MESSAGE	INVALID FILENAME FOR STOREDIRECTORY (S/R 990)
	CAUSE	An invalid name was specified for the STOREDIRECTORY option.
	ACTION	Specify a valid MPE or HFS filename.

---

991	MESSAGE	'LOGVOLSET' OPTION CANNOT BE USED WITH 'TRANSPORT' TO MPEv. (S/R 991)
	CAUSE	The LOGVOLSET option cannot be used to create MPEv media.
	ACTION	Remove one of the options and re-run the command.

---

992	MESSAGE	WARNING: 'LOGVOLSET' OPTION HAS BEEN REDUNDANTLY SPECIFIED (S/R 9 92)
	CAUSE	The LOGVOLSET option was specified more than once.
	ACTION	Information only.

---

993	MESSAGE	EXPECTED '=volumesetname' AFTER 'LOGVOLSET' OPTION. SYNTAX 'LOGVO LSET=volumesetname' (S/R 993)
	CAUSE	The name of a valid volume set was not specified after the LOGVOLSET option.
	ACTION	Check your command line and specify a valid volume set for the LOGVOLSET option.

---

994	MESSAGE	'NOSTOREDIRECTORY' OPTION CANNOT BE USED WITH 'TRANSPORT' TO MPEv . (S/R 994)
	CAUSE	The NOSTOREDIRECTORY option cannot be used to create MPEv media.
	ACTION	Remove one of the options and re-run the command.

---



---

998	MESSAGE	STORE DIRECTORY FILENAMES MAY NOT BE HFS DIRECTORIES (S/R 998)
	CAUSE	The file specified for the STOREDIRECTORY option was an HFS directory.
	ACTION	Specify a non-HFS directory filename for the STOREDIRECTORY option.

---

999	MESSAGE	INDIRECT FILENAMES MAY NOT BE HFS DIRECTORIES (S/R 999)
	CAUSE	An HFS directory was specified as an indirect file.
	ACTION	Specify a non-HFS directory file for a STORE indirect file.

---

1000	MESSAGE	STORE DIRECTORY FILENAMES MAY NOT BE WILDCARDED (S/R 1000)
	CAUSE	A wildcard was specified as an indirect file.
	ACTION	Specify one indirect file at a time on the STORE command line.

---

1001	MESSAGE	INDIRECT FILENAMES MAY NOT BE WILDCARDED. (S/R 1001)
	CAUSE	You cannot include wildcard characters in the indirect filename.
	ACTION	Retype the command and enter a valid filename.

---

1002	MESSAGE	FILE NAME PART LENGTH TOO LONG. A WILDCARDED NAME PART CANNOT EXCEED 8 LOGICAL CHARACTERS, WHERE A LOGICAL CHARACTER IS ONE OF @, #, ?, a-z, 0-9, OR A CHARACTER SET ' [] ' (S/R 1002)
	CAUSE	You included an invalid filename.
	ACTION	Retype the command and enter a valid filename.

---

1003	MESSAGE	FILE NAME PART LENGTH TOO LONG. A NAME PART CANNOT EXCEED 8 CHARACTERS IN LENGTH (S/R 1003)
	CAUSE	Same as message content.
	ACTION	Retype the command and include a valid file name.

---

1004	MESSAGE	EXPECTED A ', ' OR '; ' TO DELIMIT A FILESET. FILESET NAMES MAY BE COMPOSED OF A MAXIMUM OF THREE PARTS, FILENAME.GROUPNAME.ACCOUNTNAME. (S/R 1004)
	CAUSE	You did not include a comma or semicolon.
	ACTION	Check the syntax and retype the command.

---

---

1005	MESSAGE	NEGATIVE FILESETS (FILE EXCLUSION) CANNOT BE USED WITH INDIRECT FILES. (S/R 1005)
	CAUSE	Same as message content.
	ACTION	Retype the command with valid files.

---

1007	MESSAGE	IF NEGATIVE (EXCLUSION) FILESETS ARE BEING USED, THE FIRST (PRIMARY) FILESET MUST BE WILDCARDED OR RECURSIVE. (S/R 1007)
	CAUSE	You must include a wildcard character in your file set to exclude a file set.
	ACTION	Retype the command using a wildcard character in your file set.

---

1008	MESSAGE	SLASH "/" TO SPECIFY A LOCKWORD MAY ONLY BE SUPPLIED AFTER THE FILE NAME PART OF A FILESET NAME. SYNTAX OF A LOCKWORDed FILE: 'FNAME/LOCKWORD[.GNAME[.ANAME]]' (S/R 1008)
	CAUSE	You did not type the lockword correctly.
	ACTION	Check the syntax and retype the command.

---

1009	MESSAGE	INVALID CHARACTER(S) IN LOCKWORD. LOCKWORD MUST BE ALPHANUMERIC BEGINNING WITH 'A-Z' AND BE NO MORE THAN 8 CHARACTERS IN LENGTH. (S/R 1009)
	CAUSE	You did not enter a valid lockword.
	ACTION	Retype the command with a valid lockword.

---

1010	MESSAGE	UNMATCHED OPEN BRACKET '[' ENCOUNTERED IN WILDCARED FILE NAME. BRACKETS ARE USED FOR CHARACTER SET WILDCARDING. THEY MAY NOT BE NESTED. (S/R 1010)
	CAUSE	You entered the bracket incorrectly.
	ACTION	Check the syntax and retype the command.

---

1011	MESSAGE	UNMATCHED CLOSED BRACKET ']' ENCOUNTERED IN WILDCARED FILE NAME. BRACKETS ARE USED FOR CHARACTER SET WILDCARDING. THEY MAY NOT BE NESTED. (S/R 1011)
	CAUSE	You entered the bracket incorrectly.
	ACTION	Check the syntax and retype the command.

---

---

1012	MESSAGE	<p>EXPECTED A '.', '/', ', ', OR ';' TO FOLLOW THE FILE NAME PART OF A FILESET. '.' SPECIFIES A GROUP NAME PART IS TO FOLLOW, '/' SPECIFIES A LOCKWORD IS TO FOLLOW, ', ' SEPARATES THIS FILESET FROM THE NEXT, AND ';' SPECIFIES THE END OF THE FILESETLIST. SYNTAX 'fname[/lockword][.gname[.aname]]' (S/R 1012)</p>
	CAUSE	You entered the file name syntax incorrectly.
	ACTION	Check the syntax and retype the command.

---

1013	MESSAGE	<p>EXPECTED A '.', ', ', OR ';' TO FOLLOW THE GROUP NAME PART OF A FILESET. '.' SPECIFIES A GROUP NAME PART IS TO FOLLOW, ', ' SEPARATES THIS FILESET FROM THE NEXT, AND ';' SPECIFIES THE END OF THE FILESETLIST. SYNTAX 'fname[/lockword][.gname[.aname]]' (S/R 1013)</p>
	CAUSE	You did not include a '.', ', ', or ';' after the group name.
	ACTION	Check the syntax and retype the command.

---

1014	MESSAGE	<p>EXPECTED A ', ', OR ';' TO FOLLOW THE ACCOUNT NAME PART OF A FILESET. ', ' SEPARATES THIS FILESET FROM THE NEXT, AND ';' SPECIFIES THE END OF THE FILESETLIST. SYNTAX 'fname[/lockword][.gname[.aname]]' (S/R 1014)</p>
	CAUSE	You did not include a ', ', or ';' after account name.
	ACTION	Check the syntax and retype the command.

---

1015	MESSAGE	<p>EXPECTED A FILE NAME PART NOT A "-". A "-" IS USED TO SPECIFY NEGATIVE (EXCLUSION) FILESETS. SYNTAX 'fname[/lockword][.gname[.aname]]' (S/R 1015)</p>
	CAUSE	You did not type the file name.
	ACTION	Enter a valid file name.

---

1016	MESSAGE	<p>EXPECTED A GROUP NAME PART TO FOLLOW 'fname[/lockword].' INSTEAD OF A "-". A "-" IS USED TO SPECIFY NEGATIVE (EXCLUSION) FILESETS. SYNTAX 'fname[/lockword][.gname[.aname]]' (S/R 1016)</p>
	CAUSE	You did not type the group name.
	ACTION	Enter a valid group name.

---

---

1017	MESSAGE	<p>EXPECTED AN ACCOUNT NAME PART TO FOLLOW  'fname[/lockword].gname.', NOT A "-". A "-" IS  USED TO SPECIFY NEGATIVE (EXCLUSION) FILESETS. SYNTAX  'fname[/lockword][.gname[.aname]]' (S/R 1017)</p>
	CAUSE	You did not type the account name.
	ACTION	Enter a valid account name.

---

1018	MESSAGE	<p>EXPECTED A FILE NAME PART NOT A "/". A "/" IS USED TO  SPECIFY A LOCKWORD AFTER THE FILE NAME PART. SYNTAX  'fname[/lockword][.gname[.aname]]' (S/R 1018)</p>
	CAUSE	You did not type the file name.
	ACTION	Enter a valid file name.

---

1019	MESSAGE	<p>EXPECTED A GROUP NAME PART TO FOLLOW 'fname[/lockword].'  NOT A "/". A "/" IS USED TO SPECIFY A LOCKWORD AFTER THE  FILE NAME PART. SYNTAX  'fname[/lockword][.gname[.aname]]' (S/R 1019)</p>
	CAUSE	You did not type the group name.
	ACTION	Enter a valid group name.

---

1020	MESSAGE	<p>EXPECTED AN ACCOUNT NAME PART TO FOLLOW  'fname[/lockword].gname', NOT A "/". A "/" IS  USED TO SPECIFY A LOCKWORD AFTER THE FILE NAME PART.  SYNTAX  'fname[/lockword][.gname[.aname]]' (S/R 1020)</p>
	CAUSE	You did not type the account name.
	ACTION	Enter a valid account name.

---

1021	MESSAGE	<p>EXPECTED A '.', ',', OR ';' TO FOLLOW THE LOCKWORD PART  OF A FILESET. '.' SPECIFIES A GROUP NAME PART IS TO  FOLLOW, ',' SEPARATES THIS FILESET FROM THE NEXT, AND ';'   SPECIFIES THE END OF THE FILESETLIST. SYNTAX  'fname[/lockword][.gname[.aname]]' (S/R 1021)</p>
	CAUSE	You did not include a '.', ',', or ';' after lockword.
	ACTION	Check the syntax and retype the command.

---

---

1022	MESSAGE	LOCKWORDS ARE NOT ALLOWED IN NEGATIVE (EXCLUSION) FILESETS. SYNTAX 'fname[.gname[.aname]]' (S/R 1022)
	CAUSE	Same as message content.
	ACTION	Do not use lockwords with negative filesets.

---

1023	MESSAGE	SPECIFIED LOCKWORD IS TOO LONG. THE MAXIMUM LENGTH OF A LOCKWORD IS 8 CHARACTERS. SYNTAX 'fname[/lockword][.gname[.aname]]' (S/R 1023)
	CAUSE	The maximum lockword length has been exceeded.
	ACTION	Enter a lockword with 8 characters or less.

---

1024	MESSAGE	INDIRECT FILES MAY NOT BE USED IN NEGATIVE (EXCLUSION) FILESETS. SYNTAX 'fname[/lockword][.gname[.aname]][-fname[.gname[.aname]] ... ' (S/R 1024)
	CAUSE	Same as message content.
	ACTION	Check the syntax and retype the command.

---

1025	MESSAGE	EXPECTED A FILENAME OF AN INDIRECT FILE TO FOLLOW A '^' OR '!', NOT ANOTHER '^' OR '!'. NOTE: THE CI USES '^' FOR VARIABLE SUBSTITUTION SO USE OF '^' SHOULD BE AVOIDED IN FAVOR OF '^'. SYNTAX '[^]fname[.gname[.aname]]' (S/R 1025)
	CAUSE	You did not type the indirect file name correctly.
	ACTION	Check the syntax and retype the command.

---

1026	MESSAGE	EXPECTED A GROUP NAME PART TO FOLLOW 'fname[/lockword].', NOT A '^' OR '!'. A '^' OR '^' IS USED TO SPECIFY AN INDIRECT FILE. SYNTAX 'fname[/lockword][.gname[.aname]]' (S/R 1026)
	CAUSE	'^' or '^' is not accepted after filename.
	ACTION	Check the syntax and retype the command.

---

---

1027      MESSAGE      EXPECTED AN ACCOUNT NAME PART TO FOLLOW  
                         'fname[/lockword].gname.', NOT A '^' OR '!'. A  
                         '^' OR '!' IS USED TO SPECIFY AN INDIRECT FILE. SYNTAX  
                         'fname[/lockword][.gname[.aname]]' (S/R 1027)

         CAUSE            '^' Or '!' is not accepted after filename.groupname.

         ACTION          Check the syntax and retype the command.

---

1028      MESSAGE      EXPECTED A FILESET NAME. EMPTY FILESET NAMES ARE NOT  
                         ALLOWED UNLESS THEY ARE USED SINGLY TO REQUEST THE DEFAULT  
                         FILESET. Ex. 'STORE ;\*t;SHOW'. SYNTAX  
                         'fname[.gname[.aname]]' (S/R 1028)

         CAUSE            You did not type the fileset name correctly.

         ACTION          Check the syntax and retype the command.

---

1029      MESSAGE      EXPECTED A GROUP NAME PART TO FOLLOW 'fname[/lockword].'  
                         INSTEAD OF A ",", ";" OR END OF DATA. SYNTAX  
                         'fname[/lockword][.gname[.aname]]' (S/R 1029)

         CAUSE            You did not type a valid group name after file name.

         ACTION          Check the syntax and retype the command.

---

1030      MESSAGE      EXPECTED AN ACCOUNT NAME PART TO FOLLOW  
                         'fname[/lockword].gname,', NOT A ",", ";" OR END  
                         OF DATA. SYNTAX  
                         'fname[/lockword][.gname[.aname]]' (S/R 1030)

         CAUSE            You did not type a valid account after the group name.

         ACTION          Check the syntax and retype the command.

---

1031      MESSAGE      A FILESET NAME PART MUST START WITH A-Z OR ANY WILDCARD  
                         THAT SPECIFIES A SUBSET OF A-Z ('?', '@', OR A CHARACTER  
                         SET). THE REST OF THE CHARACTERS MUST BE ALPHANUMERIC OR  
                         WILDCARDS. SYNTAX  
                         'fname[/lockword][.gname[.aname]]' (S/R 1031)

         CAUSE            You probably mistyped the file name.

         ACTION          Retype the command.

---

---

1032      MESSAGE      EXPECTED A FILE NAME PART NOT A ".". A "." IS USED TO SEPARATE PARTS OF A FILENAME. SYNTAX  
'fname[/lockword][.gname[.aname]]' (S/R 1032)

CAUSE      You did not type the file name correctly.

ACTION      Check the syntax and retype the command.

---

1033      MESSAGE      EXPECTED A GROUP NAME PART TO FOLLOW 'fname[/lockword].'  
NOT A ".". A "." IS USED TO SEPARATE PARTS OF A FILENAME.  
SYNTAX  
'fname[/lockword][.gname[.aname]]' (S/R 1033)

CAUSE      You did not type the group name correctly.

ACTION      Retype the command with a valid group name.

---

1034      MESSAGE      EXPECTED AN ACCOUNT NAME PART TO FOLLOW  
'fname[/lockword].gname', NOT A ".". A "." IS  
USED TO SEPARATE PARTS OF A FILENAME. SYNTAX  
'fname[/lockword][.gname[.aname]]' (S/R 1034)

CAUSE      You did not type the account name correctly.

ACTION      Retype the command with a valid account name.

---

1035      MESSAGE      INVALID CHARACTER IN FILESET NAME PART. A FILESET NAME  
PART MUST START WITH A-Z OR ANY WILDCARD THAT SPECIFIES A  
SUBSET OF A-Z ('?', '@', OR A CHARACTER SET). THE REST OF  
THE CHARACTERS MUST BE ALPHANUMERIC OR WILDCARDS. SYNTAX  
'fname[/lockword][.gname[.aname]]' (S/R 1035)

CAUSE      You probably mistyped the name of the file set.

ACTION      Retype the command.

---

1036      MESSAGE      USER EXCEEDED MAXIMUM INDIRECT FILE NESTING LEVEL. (S/R  
1036)

CAUSE      Same as the message content.

ACTION      Reduce the indirect file nesting level.

---

1037      MESSAGE      STORE/RESTORE WAS UNABLE TO OPEN INDIRECT FILE. (S/R  
1037)

CAUSE      Various problems an causes.

ACTION      Call your Hewlett-Packard Support Representative.

---

---

1038	MESSAGE	INDIRECT FILE RECORD SIZE IS INVALID. IT MUST BE BETWEEN 8 AND 1024 BYTES. (S/R 1038)
	CAUSE	Same as the message content.
	ACTION	Rebuild the indirect file.

---

1039	MESSAGE	STORE/RESTORE COULD NOT OBTAIN READ ACCESS TO INDIRECT FILE. (S/R 1039)
	CAUSE	Various problems and causes.
	ACTION	Call your Hewlett-Packard Support Representative.

---

1040	MESSAGE	STORE/RESTORE ENCOUNTERED ERROR REWINDING INDIRECT FILE. (S/R 1040)
	CAUSE	Various problems and causes.
	ACTION	Call your Hewlett-Packard Support Representative.

---

1041	MESSAGE	STORE/RESTORE ENCOUNTERED ERROR READING INDIRECT FILE. (S/R 1041)
	CAUSE	Various problems and causes.
	ACTION	Call your Hewlett-Packard Support Representative.

---

1042	MESSAGE	STORE/RESTORE WAS UNABLE TO CLOSE INDIRECT FILE (S/R 1042)
	CAUSE	Various problems and causes.
	ACTION	Call your support representative.

---

1043	MESSAGE	! NOT STORED: FILE NOT FOUND IN DIRECTORY
	CAUSE	The file does not exist on the system.
	ACTION	Specify another file.

---

1044	MESSAGE	! NOT STORED: DIRECTORY NODE IN PATH SUFFERED MAP IN FAILURE. NODE PROBABLY HAS EXTENTS ON UNMOUNTED VOLUME
	CAUSE	Various problems and causes.
	ACTION	Call your support representative.

---



---

1045	MESSAGE	! NOT STORED: VOLUMESET SPECIFIED IN DIRECTORY PATH DOES NOT EXIST ON THIS SYSTEM
	CAUSE	Same as the message content.
	ACTION	Specify another volumeset.

---

1046	MESSAGE	! NOT STORED: SPECIFIED ACCOUNT DOES NOT EXIST
	CAUSE	Same as the message content.
	ACTION	Specify another account.

---

1047	MESSAGE	! NOT STORED: SPECIFIED GROUP DOES NOT EXIST
	CAUSE	Same as the message content.
	ACTION	Specify another group.

---

1048	MESSAGE	! NOT STORED: SPECIFIED FILE DOES NOT EXIST
	CAUSE	Same as the message content.
	ACTION	Specify another file.

---

1049	MESSAGE	! NOT STORED: ACCOUNT DOES NOT EXIST ON VOLUMESET SPECIFIED IN DIRECTORY PATH
	CAUSE	Same as the message content.
	ACTION	Specify another account.

---

1050	MESSAGE	! NOT STORED: GROUP DOES NOT EXIST ON VOLUMESET SPECIFIED IN DIRECTORY PATH
	CAUSE	Same as the message content.
	ACTION	Specify another group.

---

1051	MESSAGE	! NOT STORED: ERROR IN DIRECTORY SEARCH (FIND) ROUTINE.
	CAUSE	Various problems and causes.
	ACTION	Call your support representative.

---

1052	MESSAGE	CATASTROPHIC DIRECTORY ERROR. ROOT NODE OPEN FAILURE. (S/R 1052)
	CAUSE	Various problems and causes.
	ACTION	Call your Hewlett-Packard Support Representative.

---

---

1053	MESSAGE	! SEARCH PATH ENCOUNTERED A DIRECTORY NODE THAT SUFFERED MAP IN FAILURE. SOME FILES WILL NOT BE STORED. NODE PROBABLY HAS EXTENTS ON UNMOUNTED VOLUME. (S/R 1053)
	CAUSE	Various problems and causes.
	ACTION	Call your Hewlett-Packard Support Representative.

---

1054	MESSAGE	! SEARCH PATH ENCOUNTERED A DIRECTORY NODE THAT SUFFERED INTERNAL ACCESS ERROR. SOME FILES WILL NOT BE STORED. (S/R 1054)
	CAUSE	Various problems and causes.
	ACTION	Call your Hewlett-Packard Support Representative.

---

1055	MESSAGE	! NOT STORED: NO MATCHING FILES FOUND
	CAUSE	The files do not exist on the system.
	ACTION	Specify other files.

---

1056	MESSAGE	! NOT RESTORED: FILE NOT FOUND ON MEDIA
	CAUSE	The files do not exist on the tape.
	ACTION	Specify other files.

---

1057	MESSAGE	! NOT RESTORED: NO MATCHING FILES FOUND ON MEDIA
	CAUSE	The files do not exist on the tape.
	ACTION	Specify other files.

---

1059	MESSAGE	SPECIFIED DATA BASE ROOT FILE NAME IS TOO LONG. IT MUST BE SIX CHARACTERS OR LESS TO BE A VALID ROOT FILE NAME. (S/R 1059)
	CAUSE	You specified a data base root file name that was more than six characters.
	ACTION	Enter a data base root file name that has six characters or less.

---

1060	MESSAGE	INVALID SYNTAX IN CHARACTER SET WILDCARDING. (S/R 1060)
	CAUSE	You included some invalid character.
	ACTION	Retype the command.

---

---

1061      MESSAGE      EXCLUSION FILESETS MAY NOT BE USED AS PARTS OF REDIRECTION FILESETS. EXCLUSION CAN ONLY BE PART OF THE ORIGINAL FILESET. SYNTAX 'fname[/lockword][.gname[.aname] [-..][=fname[.][:creator]]' (S/R 1061)

CAUSE      You cannot use exclusion filesets as parts of your target filesets in RENAME option.

ACTION      Put exclusion fileset before redirection file name and retype the command.

---

1062      MESSAGE      INDIRECT FILES MAY NOT BE USED AS (REDIRECTION) FILESETS. SYNTAX 'fname[/lockword][.gname[.aname][=fname[.][:creator]]' (S/R 1062)

CAUSE      INdirect files are not allowed in target fileset name in RENAME option.

ACTION      Check the syntax and retype the command.

---

1063      MESSAGE      EXPECTED A FILE NAME PART NOT A "=", A "=" IS USED TO INDICATE NAME REDIRECTION. SYNTAX 'fname[/lockword][.gname[.aname]]' (S/R 1063)

CAUSE      You have not entered a filename before the '=' sign for RENAME option.

ACTION      Retype the command and include a filename.

---

1064      MESSAGE      EXPECTED A GROUP NAME PART TO FOLLOW 'fname[/lockword].' NOT A "=", A "=" IS USED TO INDICATE NAME REDIRECTION. SYNTAX 'fname[/lockword][.gname[.aname]]' (S/R 1064)

CAUSE      You have not entered a group name after the 'fname.' for RENAME option.

ACTION      Retype the command and enter a group name after 'fname.' .

---

1065      MESSAGE      EXPECTED AN ACCOUNT NAME PART TO FOLLOW 'fname[/lkwd].gname.' "=", A "=" IS USED TO INDICATE NAME REDIRECTION. SYNTAX 'fname[/lockword][.gname[.aname]]' (S/R 1065)

CAUSE      You have not entered an account name after 'gname.' for RENAME option.

ACTION      Retype the command and include a account name after 'gname.'.

---

---

1066	MESSAGE	REDIRECTION FILESETS (NAME REDIRECTION) CANNOT BE USED WITH INDIRECT FILES (S/R 1066)
	CAUSE	Target fileset cannot be used with indirctet files for RENAME option.
	ACTION	Check the syntax and retype the command.

---

1067	MESSAGE	ONLY ONE REDIRECTION CAN BE SPECIFIED PER FILESET. (S/R 1067)
	CAUSE	You have specified more than one new filename specification for a file, using the = syntax and the RENAME option.
	ACTION	Check the syntax of your command, only specifying one target name per fileset, and redo the store command.

---

1068	MESSAGE	EXPECTED A FILE NAME PART NOT A ":". A ":" IS USED TO INDICATE CREATOR NAME REDIRECTION. SYNTAX 'fname[/lockword][.gname[.aname]]' (S/R 1068)
	CAUSE	You have not entered a filename for RENAME option.
	ACTION	Check the syntax and retype the command.

---

1069	MESSAGE	EXPECTED A GROUP NAME PART TO FOLLOW 'fname[/lockword].' NOT A ":". A ":" IS USED TO INDICATE CREATOR NAME REDIRECTION. SYNTAX 'fname[/lockword][.gname[.aname]]' (S/R 1069)
	CAUSE	You have not entered a group name after 'fname.' for RENAME option.
	ACTION	Check the syntax and retype the command.

---

1070	MESSAGE	EXPECTED AN ACCOUNT NAME PART TO FOLLOW 'fname[/lkwd].gname.' ":". A ":" IS USED TO INDICATE CREATOR NAME REDIRECTION. SYNTAX 'fname[/lockword][.gname[.aname]]' (S/R 1070)
	CAUSE	You have not entered an account name after 'gname.'
	ACTION	Check the syntax and retype the command.

---

---

1071	MESSAGE	A ':' IS USED TO INDICATE CREATOR NAME REDIRECTION AND CAN ONLY BE USED IN CONJUNCTION WITH FILE '=' REDIRECTION. SYNTAX 'fname[/lockword][.gname[.aname][=fname[.][:creator]]
	CAUSE	Misuse of colon.
	ACTION	Only use colon with RENAME to specify a new creator.

---

1072	MESSAGE	EXPECTED A ',', OR ';' TO FOLLOW THE CREATOR NAME PART OF A FILESET. ',' SEPARATES THIS FILESET FROM THE NEXT, AND ';' SPECIFIES THE END OF THE FILESETLIST. SYNTAX 'fname[/lockword][.gname[.aname][=fname[.][:creator]] (S/R 1072)
	CAUSE	Invalid character as a separator following creator name.
	ACTION	Check the syntax and retype the command.

---

1073	MESSAGE	INVALID CHARACTER(S) IN CREATOR NAME. CREATOR NAME MUST BE ALPHANUMERIC BEGINNING WITH 'A-Z' AND BE NO MORE THAN 8 CHARACTERS IN LENGTH (S/R 1073)
	CAUSE	You have entered an invalid creator name.
	ACTION	Check the syntax and retype the command.

---

1074	MESSAGE	SPECIFIED CREATOR NAME IS TOO LONG. THE MAXIMUM LENGTH OF A CREATOR NAME IS 8 CHARACTERS. SYNTAX 'fname[/lockword][.gname[.aname][=fname[.][:creator]] (S/R 1074)
	CAUSE	You have entered an invalid creator name.
	ACTION	Check the syntax and retype the command.

---

1075	MESSAGE	THE ONLY VALID WILDCARD NAME FOR A REDIRECTION FILE NAME PART IS '@'. E.G. A@.B.C=@.D (S/R 1075)
	CAUSE	Trying to use regular store wildcarding.
	ACTION	RENAME does not allow the mixing of wild cards and alphanumeric characters in a target file name.

---

---

1076	MESSAGE	REDIRECTION FILE NAMES CAN NOT CONTAIN LOCKWORDS. SYNTAX 'fname [/lockword] [..]=fname [.gname [.accname] [:creator]] (S/R 1076)
	CAUSE	Lockwords are not allowed with the redirection file when a RENAME option is specified.
	ACTION	Delete the lockwork and retype the command.

---

1079	MESSAGE	A REDIRECTION FILE NAME MAY END IN A SLASH OR HAVE WILDCARDS BUT NOT BOTH E.G. /A/G/F@=/D/E/F/ OR /A/G/F@=/D/@/@ (S/R 1079)
	CAUSE	The redirection file name specified a directory with trailing slash. Directories cannot be wildcarded.
	ACTION	Either remove trailing slash or all wildcards.

---

1080	MESSAGE	THE ONLY VALID WILDCARD NAME FOR A REDIRECTION CREATOR NAME PART IS '@'. E.G. A@.B.C=@.D:U.@ OR A@.B.C=@.D:@.A (S/R 1080)
	CAUSE	Invalid wildcard specification in creator name.
	ACTION	Use a single '@' in creator name and/or creator account name.

---

1081	MESSAGE	! NOT STORED: FILE NOT FOUND
	CAUSE	A file that was specified to be stored was not found on the system.
	ACTION	Check your input fileset and retype the STORE command.

---

1201	MESSAGE	VOLUMESET "!" SPECIFIED IN THE 'VOLSET' OPTION DOES NOT EXIST ON THE SYSTEM. (S/R 1201)
	CAUSE	Same as the message content.
	ACTION	Specify another volumeset.

---

1202	MESSAGE	VOLUME CLASS "!" SPECIFIED IN THE 'VOLCLASS' OPTION DOES NOT EXIST ON THE SPECIFIED VOLUMESET. "MPEXL_SYSTEM_VOLUME_SET" IS THE DEFAULT VOLUME_SET IF NONE WAS SPECIFIED (S/R 1202)
	CAUSE	Same as the message content.
	ACTION	Specify another volume class.

---

---

1203	MESSAGE	VOLUME "!" SPECIFIED IN THE 'VOL' OPTION DOES NOT EXIST ON THE SPECIFIED VOLUME_SET. "MPEXL_SYSTEM_VOLUME_SET" IS THE DEFAULT VOLUME_SET IF NONE WAS SPECIFIED. (S/R 1203)
	CAUSE	Same as the message content.
	ACTION	Specify another volume.

---

1204	MESSAGE	SPECIFIED LDEV IS NOT MOUNTED AT THIS TIME (S/R 1204)
	CAUSE	You specified a device that is not mounted.
	ACTION	Specify a mounted device.

---

1205	MESSAGE	VOLUME CLASS "!" SPECIFIED IN THE 'VOLCLASS' OPTION DOES NOT CURRENTLY HAVE ANY MEMBER VOLUMES MOUNTED ON THE SYSTEM. FOR MORE INFORMATION USE THE "DSTAT" COMMAND. (S/R 1205)
	CAUSE	You specified an empty volclass.
	ACTION	Specify a volclass with volume mounted.

---

1206	MESSAGE	VOLUME "!" SPECIFIED IN THE 'VOL' OPTION IS IN THE PROCESS OF MOUNTING. RESCHEDULE RESTORE WHEN THE MOUNTING IS COMPLETE (S/R 1206)
	CAUSE	Volume is being mount now.
	ACTION	Retype the restore command after volume is mounted.

---

1207	MESSAGE	RESTORE RECEIVED UNEXPECTED STATUS FROM VOLUME MANAGEMENT. THIS WAS PROBABLY DUE TO HAVING SPECIFIED 'VOL', 'DEV', 'VOLCLASS', OR 'VOLSET' OPTIONS WITH CONFLICTING NAMES. VLM ERROR: !. (S/R 1207)
	CAUSE	Various problems and causes.
	ACTION	Check the syntax and try again or call your Hewlett-Packard Support Representative.

---

1251	MESSAGE	RESTORE ENCOUNTERED MEDIA READ ERROR ON LDEV !. (S/R 1251)
	CAUSE	Various problems and causes.
	ACTION	Call your Hewlett-Packard Support Representative.

---

---

1252	MESSAGE	RESTORE ENCOUNTERED MEDIA READ ERROR ON REMOTE DEVICE FILE "!". (S/R 1252)
	CAUSE	Various problems and causes.
	ACTION	Call your Hewlett-Packard Support Representative.

---

1253	MESSAGE	RESTORE ENCOUNTERED MEDIA READ ERROR ON FILE "!". (S/R 1253)
	CAUSE	Various problems and causes.
	ACTION	Call your Hewlett-Packard Support Representative.

---

1254	MESSAGE	RESTORE ENCOUNTERED ERROR POSITIONING PAST DIRECTORY ON LDEV !. (S/R 1254)
	CAUSE	Various problems and causes.
	ACTION	Call your Hewlett-Packard Support Representative.

---

1255	MESSAGE	RESTORE ENCOUNTERED ERROR POSITIONING PAST DIRECTORY ON REMOTE DEVICE FILE "!". (S/R 1255)
	CAUSE	Various problems and causes.
	ACTION	Call your Hewlett-Packard Support Representative.

---

1256	MESSAGE	RESTORE ENCOUNTERED ERROR POSITIONING PAST DIRECTORY ON FILE "!". (S/R 1256)
	CAUSE	Various problems and causes.
	ACTION	Call your Hewlett-Packard Support Representative.

---

1257	MESSAGE	RESTORE ENCOUNTERED UNKNOWN MEDIA ON LDEV ! (S/R 1257)
	CAUSE	The media is not recognized by store process.
	ACTION	Mount another media.

---

1258	MESSAGE	RESTORE ENCOUNTERED UNKNOWN MEDIA ON REMOTE DEVICE FILE "!". (S/R 1258)
	CAUSE	The media is not recognized by store process.
	ACTION	Mount another media.

---



---

1259	MESSAGE	RESTORE ENCOUNTERED UNKNOWN MEDIA ON FILE "!". (S/R 1259)
	CAUSE	The media is not recognized by store process.
	ACTION	Mount another media.

---

1260	MESSAGE	RESTORE ENCOUNTERED ERROR READING STORE LABEL ON LDEV !. (S/R 1260)
	CAUSE	Various problems and causes.
	ACTION	Call your Hewlett-Packard Support Representative.

---

1261	MESSAGE	RESTORE ENCOUNTERED ERROR READING STORE LABEL ON REMOTE DEVICE FILE "!". (S/R 1261)
	CAUSE	Various problems and causes.
	ACTION	Call your Hewlett-Packard Support Representative.

---

1262	MESSAGE	RESTORE ENCOUNTERED ERROR READING STORE LABEL ON FILE "!". (S/R 1262)
	CAUSE	Various problems and causes.
	ACTION	Call your Hewlett-Packard Support Representative.

---

1263	MESSAGE	ATTEMPTING RESTORE OF MEDIA WITH DAMAGED DIRECTORY ON LDEV !
	CAUSE	Same as the message content.
	ACTION	Information only.

---

1264	MESSAGE	ATTEMPTING RESTORE OF MEDIA WITH DAMAGED DIRECTORY ON REMOTE DEVICE FILE "!"
	CAUSE	Same as the message content.
	ACTION	Information only.

---

1265	MESSAGE	ATTEMPTING RESTORE OF MEDIA WITH DAMAGED DIRECTORY ON FILE "!"
	CAUSE	Same as the message content.
	ACTION	Information only.

---

---

1266	MESSAGE	ATTEMPTING RESTORE OF MEDIA WITH DAMAGED LABEL ON LDEV !
	CAUSE	Same as the message content.
	ACTION	Information only.

---

1267	MESSAGE	ATTEMPTING RESTORE OF MEDIA WITH DAMAGED LABEL ON REMOTE DEVICE FILE "!"
	CAUSE	Same as the message content.
	ACTION	Information only.

---

1268	MESSAGE	ATTEMPTING RESTORE OF MEDIA WITH DAMAGED LABEL ON FILE "!"
	CAUSE	Read error on media label.
	ACTION	Use duplicate store tape.

---

1269	MESSAGE	RESTORE ENCOUNTERED MEDIA DATA SEQUENCE ERROR ON LDEV !
	CAUSE	Some data blocks on media are missing or corrupted.
	ACTION	Call your support representative.

---

1270	MESSAGE	RESTORE ENCOUNTERED MEDIA DATA SEQUENCE ERROR ON REMOTE DEVICE FILE "!"
	CAUSE	Some data blocks on media are missing or corrupted.
	ACTION	Call your support representative.

---

1271	MESSAGE	RESTORE ENCOUNTERED MEDIA DATA SEQUENCE ERROR ON FILE "!"
	CAUSE	Some data blocks on media are missing or corrupted.
	ACTION	Call your support representative.

---

1272	MESSAGE	RESTORE ENCOUNTERED INCOMPATIBLE MEDIA VERSION ON LDEV !. (S/R 1272)
	CAUSE	Your store subsystem is prior to the tape media version.
	ACTION	Update store subsystem to new media version.

---

1273	MESSAGE	RESTORE ENCOUNTERED INCOMPATIBLE MEDIA VERSION ON REMOTE DEVICE FILE "!" . (S/R 1273)
	CAUSE	Your store subsystem is prior to the tape media version.
	ACTION	Update store subsystem to new media version.

---

---

1274	MESSAGE	RESTORE ENCOUNTERED INCOMPATIBLE MEDIA VERSION ON FILE "!". (S/R 1274)
	CAUSE	Your store subsystem is prior to the tape media version.
	ACTION	Update store subsystem to new media version.

---

1275	MESSAGE	RESTORE RECOVERING MEDIA WITH DAMAGED (UNREADABLE) MEDIA LABEL ON LDEV !
	CAUSE	Media error was encountered while reading the label.
	ACTION	To ensure complete data retrieval use duplicate store tapes.

---

1276	MESSAGE	RESTORE RECOVERING MEDIA WITH DAMAGED (UNREADABLE) MEDIA LABEL ON REMOTE DEVICE FILE "!"
	CAUSE	Media error was encountered while reading the label.
	ACTION	To ensure complete data retrieval use duplicate store tapes.

---

1277	MESSAGE	RESTORE RECOVERING MEDIA WITH DAMAGED (UNREADABLE) MEDIA LABEL ON FILE "!"
	CAUSE	Media error was encountered while reading the label.
	ACTION	To ensure complete data retrieval use duplicate store tapes.

---

1278	MESSAGE	RESTORE ENCOUNTERED ERROR READING MEDIA LABEL ON LDEV !. (S/R 1278)
	CAUSE	Media error was encountered while reading the label.
	ACTION	To ensure complete data retrieval use duplicate store tapes.

---

1279	MESSAGE	RESTORE ENCOUNTERED ERROR READING MEDIA LABEL ON REMOTE DEVICE FILE "!". (S/R 1279)
	CAUSE	Media error was encountered while reading the label.
	ACTION	To ensure complete data retrieval use duplicate store tapes.

---

1280	MESSAGE	RESTORE ENCOUNTERED ERROR READING MEDIA LABEL ON FILE "!". (S/R 1280)
	CAUSE	Media error was encountered while reading the label.
	ACTION	To ensure complete data retrieval use duplicate store tapes.

---

---

1281	MESSAGE	RESTORE ENCOUNTERED ERROR READING MEDIA DIRECTORY ON LDEV !. (S/R 1281)
	CAUSE	Media error encountered while reading the store set directory.
	ACTION	To ensure complete data retrieval use duplicate store tapes.

---

1282	MESSAGE	RESTORE ENCOUNTERED ERROR READING MEDIA DIRECTORY ON REMOTE DEVICE FILE "!". (S/R 1282)
	CAUSE	Media error encountered while reading the store set directory.
	ACTION	To ensure complete data retrieval use duplicate store tapes.

---

1283	MESSAGE	RESTORE ENCOUNTERED ERROR READING MEDIA DIRECTORY ON FILE "!". (S/R 1283)
	CAUSE	Media error encountered while reading the store set directory.
	ACTION	To ensure complete data retrieval use duplicate store tapes.

---

1284	MESSAGE	RESTORE ENCOUNTERED INCOMPLETE BACKUP ON LDEV ! (S/R 1284)
	CAUSE	RESTORE encountered the end of the media on the specified device before all files were restored.
	ACTION	It is possible that the backup was aborted before it was completely stored. Check to see if there are other reels in the backup.

---

1285	MESSAGE	RESTORE ENCOUNTERED INCOMPLETE BACKUP ON REMOTE LDEV ! (S/R 1285)
	CAUSE	RESTORE encountered the end of the media on the specified remote device before all files were restored.
	ACTION	It is possible that the backup was aborted before it was completely stored. Check to see if there are other reels in the backup.

---

1286	MESSAGE	RESTORE ENCOUNTERED INCOMPLETE BACKUP ON FILE !" (S/R 1286)
	CAUSE	RESTORE encountered the end of the media on the specified disk file before all files were restored.
	ACTION	It is possible that the backup was aborted before it was completely stored. Check to see if there are other reels in the backup.

---



---

1293	MESSAGE	RESTORE IS UNABLE TO SKIP TO THE NEXT FILE TO BE RESTORED ON LDEV ! DUE TO A BAD SAVE SET MARK SKIP COUNT (S/R 1293)
	CAUSE	RESTORE needed to skip more than the maximum number of save set marks allowed on one DDS tape.
	ACTION	If ONERR=SKIP was specified, then this is just a warning. RESTORE will prompt you to mount the next tape. However, if ONERR=QUIT was specified, then RESTORE will abort. Retry the restore with ONERR=SKIP.

---

1301	MESSAGE	LABELED VOLUME FREAD OF STORE LABEL FAILED ON LDEV ! (S/R 1301)
	CAUSE	Internal error occurred trying to read the store label from the first reel.
	ACTION	To ensure complete data retrieval use duplicate store tapes and contact your HP Support Representative further assistance.

---

1304	MESSAGE	LDEV ! DOES NOT APPEAR TO BE A STORE BACKUP (S/R 1304)
	CAUSE	The disk file specified for the restore does not contain a Store label.
	ACTION	Check you file equations. Make sure they point to a valid store disk backup. Re-run the command.

---

1305	MESSAGE	REMOTE LDEV ! DOES NOT APPEAR TO BE A STORE BACKUP (S/R 1305)
	CAUSE	The disk file specified for the restore does not contain a Store label.
	ACTION	Check you file equations. Make sure they point to a valid store disk backup. Re-run the command.

---

1306	MESSAGE	FILE "!" DOES NOT APPEAR TO BE A STORE BACKUP (S/R 1306)
	CAUSE	The disk file specified for the restore does not contain a Store label.
	ACTION	Check you file equations. Make sure they point to a valid store disk backup. Re-run the command.

---

---

1307	MESSAGE	RESTORE ENCOUNTERED UNEXPECTED IO ERROR ON LDEV ! (S/R 1307)
	CAUSE	An unexpected error from the I/O system was encountered by RESTORE on the specified device.
	ACTION	Report the error received to your HP Support Representative.

---

1308	MESSAGE	RESTORE ENCOUNTERED UNEXPECTED IO ERROR ON REMOTE DEVICE FILE "!" (S/R 1308)
	CAUSE	An unexpected error from the I/O system was encountered by RESTORE on the specified remote device.
	ACTION	Report the error received to your HP Support Representative.

---

1401	MESSAGE	RESTORE ENCOUNTERED IO ERROR: LDEV ! DOES NOT SUPPORT READ TRANSFER LENGTH OF ! BYTES (S/R 1401)
	CAUSE	Media record length can not be handled by current ldev.
	ACTION	Use device which can handle the media record size.

---

1451	MESSAGE	STORE ENCOUNTERED MEDIA TOO SMALL TO WRITE DIRECTORY ON LDEV ! (S/R 1451)
	CAUSE	The is too short for directory to fit.
	ACTION	Use longer media.

---

1452	MESSAGE	STORE ENCOUNTERED MEDIA TOO SMALL TO WRITE DIRECTORY ON REMOTE DEVICE FILE "!" (S/R 1452)
	CAUSE	The is too short for directory to fit.
	ACTION	Use longer media.

---

1453	MESSAGE	STORE ENCOUNTERED MEDIA TOO SMALL TO WRITE DIRECTORY ON FILE "!". (S/R 1453)
	CAUSE	The is too short for directory to fit.
	ACTION	Use longer media.

---

1454	MESSAGE	STORE ENCOUNTERED MEDIA WRITE ERROR ON LDEV !. (S/R 1454)
	CAUSE	Bad media was encountered on the store device.
	ACTION	Remount a good media.

---

---

1455	MESSAGE	STORE ENCOUNTERED MEDIA WRITE ERROR ON REMOTE DEVICE FILE "!" . (S/R 1455)
	CAUSE	Bad media was encountered on the store device.
	ACTION	Remount a good media.

---

1456	MESSAGE	STORE ENCOUNTERED MEDIA WRITE ERROR ON FILE "!" . (S/R 1456)
	CAUSE	Bad media was encountered on the store device.
	ACTION	Remount a good media.

---

1457	MESSAGE	FWRITE TO LABELED VOLUME FAILED ON LDEV ! (S/R 1457)
	CAUSE	Internal error occurred while writing the tape label.
	ACTION	Contact your HP Support representative for further assistance.

---

1460	MESSAGE	STORE ENCOUNTERED UNEXPECTED IO ERROR ON LDEV ! (S/R 1460)
	CAUSE	An unexpected error from the I/O system was encountered by STORE on the specified device.
	ACTION	Report the error received to your HP Support Representative.

---

1461	MESSAGE	STORE ENCOUNTERED UNEXPECTED IO ERROR ON REMOTE DEVICE FILE "!" ( S/R 1461)
	CAUSE	An unexpected error from the I/O system was encountered by STORE on the specified device.
	ACTION	Report the error received to your HP Support Representative.

---

1551	MESSAGE	STORE ENCOUNTERED IO ERROR: LDEV ! DOES NOT SUPPORT SPECIFIED DENSITY OF ! BPI . (S/R 1551)
	CAUSE	The default density or one set by a file equation is not valid.
	ACTION	Set correct density by a file equation (option den= ).

---

1552	MESSAGE	STORE ENCOUNTERED IO ERROR: EXCESSIVE WRITE RETRIES ON LDEV ! . PLEASE CLEAN DRIVE HEADS OR MOUNT NEW MEDIA . (S/R 1552)
	CAUSE	Dirty drive write heads or bad media.
	ACTION	Clean drive heads and use new media.

---



---

1553	MESSAGE	STORE ENCOUNTERED IO ERROR: LDEV ! DOES NOT SUPPORT SPECIFIED RECORD SIZE OF ! BYTES. (S/R 1553)
	CAUSE	The default record size or one set by a file equation is not valid.
	ACTION	Set correct record size by a file equation (option rec= ).

---

1554	MESSAGE	SPECIFICALLY, RESTORE RECEIVED ERROR ! FROM SUBSYS ! (S/R 1554)
	CAUSE	RESTORE experienced an unexpected error while doing I/O.
	ACTION	The error and subsystem shown here should be reported to your HP Support representative.

---

1555	MESSAGE	SPECIFICALLY, RESTORE RECEIVED ERROR ! FROM THE IO SYSTEM (S/R 15 55)
	CAUSE	RESTORE experienced an unexpected I/O system error.
	ACTION	The error shown here should be reported to your HP Support representative.

---

1556	MESSAGE	SPECIFICALLY, STORE RECEIVED ERROR ! FROM SUBSYS ! (S/R 1556)
	CAUSE	STORE experienced an unexpected error while doing I/O.
	ACTION	The error and subsystem shown here should be reported to your HP Support representative.

---

1557	MESSAGE	SPECIFICALLY, STORE RECEIVED ERROR ! FROM THE IO SYSTEM (S/R 1557 )
	CAUSE	STORE experienced an unexpected I/O system error.
	ACTION	The error shown here should be reported to your HP Support representative.

---

1601	MESSAGE	! NOT STORED: FILE IS NOT IN SPECIFIED VOLUME SET LIST "ONVS"
	CAUSE	The file does not exist on the volume sets specified by ONVS.
	ACTION	Check the file name and the volume set list for errors.

---

---

1602	MESSAGE	! WARNING: THIS FILE IS ALREADY LOCKED BY A STORE PROCESS
	CAUSE	Some other user is storing the file or the file name is repeated in the store command.
	ACTION	Check the store command for repeated names or wait until the file is freed by the other user.

---

1603	MESSAGE	! NOT STORED: FILE IS OPEN FOR WRITING
	CAUSE	File is open for write and hence can not be stored.
	ACTION	Retry when file is not open for write.

---

1604	MESSAGE	! NOT STORED: LABEL MANAGEMENT ENCOUNTERED ERROR ACCESSING FILE LA BEL
	CAUSE	Store could not get the file label.
	ACTION	Call your support representative.

---

1605	MESSAGE	! NOT STORED: FILE IS NOT IN SPECIFIED FILE CODE RANGE LIST
	CAUSE	The file code is not within the range specified.
	ACTION	Check the file's name, code and the FCRANGE list.

---

1606	MESSAGE	! NOT STORED: MODIFICATION DATE IS !
	CAUSE	The file did not satisfy the date >= criteria.
	ACTION	Check the file's modify date and date option date.

---

1607	MESSAGE	! NOT STORED: ACCESS DATE IS !
	CAUSE	The file did not satisfy the data <= criteria.
	ACTION	Check the file's access date and date option date.

---

1608	MESSAGE	! NOT STORED: READ ACCESS REQUIRES (UV) CAPABILITY
	CAUSE	The user lacks UV capability to access the file.
	ACTION	Ask the account/system manager to store the file.

---

1609	MESSAGE	! NOT STORED: READ ACCESS REQUIRES USER TO BE FILE'S CREATOR
	CAUSE	Only AM/SM have read access to the file besides its creator.
	ACTION	Ask the account/system manager to store the file.

---

---

1610	MESSAGE	! NOT STORED: READ ACCESS REQUIRES USER TO KNOW THE LOCKWORD
	CAUSE	User must know the lockword to access the file.
	ACTION	Ask the account/system manager to store the file.

---

1611	MESSAGE	! NOT STORED: USER DOES NOT HAVE READ ACCESS
	CAUSE	The operation requires that you have Read Access to the file.
	ACTION	Request your system manager to store the file.

---

1612	MESSAGE	! NOT STORED: READ ACCESS REQUIRES (AM) CAPABILITY
	CAUSE	User lacks AM capability required to access the file.
	ACTION	Ask the account/system manager to store the file.

---

1613	MESSAGE	! NOT STORED: READ ACCESS REQUIRES (SM) CAPABILITY
	CAUSE	User lacks SM capability required to access the file.
	ACTION	Ask the system manager to store the file.

---

1614	MESSAGE	! NOT STORED: READ ACCESS REQUIRES (GL) CAPABILITY
	CAUSE	User lacks GL capability required to access the file.
	ACTION	Ask the account/system manager to store the file.

---

1615	MESSAGE	! NOT STORED: READ ACCESS REQUIRES USER TO BE A MEMBER OF THE GROUP WHERE THE FILE RESIDES.
	CAUSE	User must be a group member to access the file.
	ACTION	Ask the account/system manager to store the file.

---

1616	MESSAGE	! NOT STORED: READ ACCESS REQUIRES (AL) CAPABILITY
	CAUSE	User lacks AL capability required to access the file.
	ACTION	Ask the account/system manager to store the file.

---

1617	MESSAGE	! NOT STORED: READ ACCESS REQUIRES (PM) CAPABILITY
	CAUSE	User lacks PM capability required to access the file.
	ACTION	Ask the account/system manager to store the file

---

---

1618	MESSAGE	! COULD NOT BE CLOSED DURING ABNORMAL TERMINATION
	CAUSE	Store could not close this file during abnormal termination.
	ACTION	Call your support representative.

---

1619	MESSAGE	FILE MAY BE INACCESSIBLE OR BECOME INCONSISTANT IF ACCESSED
	CAUSE	Store could not close the file in a consistent state.
	ACTION	Call your support representative.

---

1620	MESSAGE	! COULD NOT BE RELEASED FROM STORE EXCLUSIVE ACCESS (LAT)
	CAUSE	The file could not be released from global locking table.
	ACTION	Call your support representative.

---

1621	MESSAGE	! NOT STORED: ENCOUNTERED OPEN FAILURE ON FILE
	CAUSE	Store locked the file but failed to open it.
	ACTION	Call your support representative.

---

1622	MESSAGE	! COULD NOT BE CLOSED DURING STORE OPERATION
	CAUSE	Store encountered an error trying to close the file.
	ACTION	Call your support representative.

---

1623	MESSAGE	! NOT PURGED: STORE COULD NOT GAIN OPEN ACCESS TO THE FILE
	CAUSE	File security violation or file is in use.
	ACTION	Check your capabilities, file security and if file is in use.

---

1624	MESSAGE	! NOT PURGED: LOCKWORD VIOLATION ENCOUNTERED ON FILE OPEN
	CAUSE	Incorrect lockword was supplied to FOPEN.
	ACTION	Retry with correct lockword.

---

1625	MESSAGE	! NOT PURGED: FILE IS PROBABLY IN USE SINCE CLOSE FAILED
	CAUSE	File is opened by some other user.
	ACTION	Check if file is in use and retry.

---

---

1626	MESSAGE	! NOT FULLY STORED: DISC READ FAILURE
	CAUSE	Data could not be obtained from the disk.
	ACTION	Call your support representative.

---

1627	MESSAGE	! NOT FULLY STORED: INCOMPLETE DATA ON MEDIA
	CAUSE	Data could not be obtained from the disk.
	ACTION	Call your support representative.

---

1628	MESSAGE	! NOT PURGED: LABEL MANAGEMENT ENCOUNTERED ERROR ACCESSING FILE LABEL
	CAUSE	Someone purged the file before STORE could try.
	ACTION	Check that the file is purged.

---

1629	MESSAGE	! NOT STORED: FILE IS NOT IN SPECIFIED SPLIT VOLUME SET LIST "SPLITVS"
	CAUSE	This particular file cannot be stored because it cannot be found in the split volume set.
	ACTION	Verify that the file resides in the specified split volume set and retype the command.

---

1630	MESSAGE	! NOT STORED: FILE IS NOT IN ANY SPECIFIED VOLUME SET LIST "ONVS OR SPLITVS"
	CAUSE	This particular file is not stored because it cannot be found either on the specified volumeset or the split volumeset.
	ACTION	Make sure the file exists and retype the command.

---

1631	MESSAGE	! NOT STORED : FILE IS NOT ARCHIVABLE.
	CAUSE	The non-archive bit is on for the specified file, meaning that it cannot be copied by STORE.
	ACTION	Remove these files from your STORE command, or ignore the warnings.

---

1632	MESSAGE	STORE ENCOUNTERED INTERNAL ERROR ON PREFETCH.
	CAUSE	Internal error occurred during STORE operation.
	ACTION	Contact your HP Support Representative for further assistance.

---

---

1633	MESSAGE	! NOT STORED: STATE CHANGE DATE IS !
	CAUSE	The file did not satisfy the date >= criteria.
	ACTION	Check the file's state change date and option date.

---

1634	MESSAGE	! NOT STORED: ACCESS CHECK ROUTINE TRAPPED
	CAUSE	Internal error occurred during store.
	ACTION	Contact your HP Support representative.

---

1635	MESSAGE	! NOT STORED: ACCOUNT NAME REDIRECTION REQUIRES (SM,OP) CAPABILITY
	CAUSE	The user does not have the capability to rename all parts of the file specified by '!'. STORE continues without storing this file.
	ACTION	Ask the system administrator or system operator to store the desired redirected files.

---

1636	MESSAGE	! NOT STORED: CREATOR NAME REDIRECTION REQUIRES (SM,OP,AM) CAPABILITY
	CAUSE	The user does not have the capability to rename the creator of the file specified by '!'. STORE continues without storing this file.
	ACTION	Ask the system administrator or system operator to store the desired redirected files.

---

1637	MESSAGE	! NOT STORED: CREATOR NAME REDIRECTION CANNOT BE DONE TO SPOOL FILES
	CAUSE	No user may rename the creator of a spool file. File, group, and account renaming is acceptable however the user must have the appropriate capabilities in order to do so. STORE continues without storing this file.
	ACTION	Information only. Do not try to rename the creator of spool files in future STORE commands.

---

1638	MESSAGE	! NOT STORED: FILE NAME REDIRECTION REQUIRES THE USER TO BE FILE CREATOR
	CAUSE	The user does not have the capability to rename the file specified by '!'. STORE continues without storing this file.
	ACTION	Ask the creator of the file to store this file for you. Or, remove the file from your input file list.

---

---

1639	MESSAGE	! WILL BE STORED WITH ACD: ACD CANNOT BE DELETED AS INTENDED BY OPTION NOACD.
	CAUSE	ACD is a required component of this file, so the file will be stored with ACD.
	ACTION	Information only, no action required.

---

1640	MESSAGE	! NOT RESTORED : ACCESS CHECK ROUTINE TRAPPED
	CAUSE	This particular file was not restored due to internal error.
	ACTION	Contact your HP Support Representative for further assistance.

---

1641	MESSAGE	! NOT RESTORED : ACD DELETION (NOACD) DENIED
	CAUSE	User does not have the proper capability to delete ACD.
	ACTION	Have operator restore file.

---

1643	MESSAGE	! NOT STORED: SOURCE NAME DOES NOT HAVE COMPONENT FOR SUBSTITUTION
	CAUSE	A wildcard in redirected filename does not have corresponding part in source name.
	ACTION	Ensure that wildcards in redirected pathname has an equivalent component in source pathname.

---

1644	MESSAGE	! NOT STORED: TARGET NAME IS NOT LEGAL MPE FILE NAME
	CAUSE	You have entered an invalid target name for RENAME option.
	ACTION	Retype the command and include a valid target file name.

---

1701	MESSAGE	STORE OPERATION IS !% COMPLETE (S/R 1701)
	CAUSE	Store progress timer interrupt.
	ACTION	None.

---

1702	MESSAGE	STORE ENCOUNTERED SYNCHRONIZATION ERROR REWRITING MEDIA. (S/R 1702)
	CAUSE	Store internal errors.
	ACTION	Call your Hewlett-Packard Support Representative.

---

---

1705	MESSAGE	READ FAILURE STARTED AT BYTE OFFSET ! FOR ! BYTES. (S/R 1705)
	CAUSE	Data could not be obtained from the disk.
	ACTION	Call your Hewlett-Packard Support Representative.

---

1709	MESSAGE	STORE ENCOUNTERED ERROR OBTAINING VOLUMESET ID OF THE SYSTEM: VOLUME MANAGEMENT ERROR !. (S/R 1709)
	CAUSE	Store got bad system volume set id during directory scan.
	ACTION	Call your Hewlett-Packard Support Representative.

---

1710	MESSAGE	STORE ENCOUNTERED ERROR OBTAINING VOLUMESET DIRECTORY INFORMATION: VOLUME MANAGEMENT ERROR !. (S/R 1710)
	CAUSE	Store encountered error during directory scan phase.
	ACTION	Call your Hewlett-Packard Support Representative.

---

1711	MESSAGE	STORE ENCOUNTERED ERROR CREATING THE DIRECTORY ACCOUNTING STRUCTURE MAP FOR THE VOLUMESET "!". (S/R 1711)
	CAUSE	Store failed to create the directory map.
	ACTION	Call your Hewlett-Packard Support Representative.

---

1712	MESSAGE	WARNING AN EMPTY FILESET WAS FOUND, '@' WILL BE ASSUMED. (S/R 1712)
	CAUSE	File set was not specified so default is assumed.
	ACTION	If you do not want the default then abort and retry.

---

1713	MESSAGE	NO FILES WERE FOUND TO STORE BASED ON THE SELECTION CRITERIA. (S/R 1713)
	CAUSE	No files matched the file set definition.
	ACTION	Check the file set and use listf to see if they exist.

---

1714	MESSAGE	TOO FEW FILES (!) WERE FOUND TO BE DISTRIBUTED ACROSS ! STORE SETS. (S/R 1714)
	CAUSE	The number of files to be stored is less than number of store sets.
	ACTION	Use lesser number of store sets.

---



---

1716	MESSAGE	STORE CANNOT OPEN 'SYSLIST' AS A NEW FILE. ONLY PERMANENT, TEMPORARY, AND LOCAL (AS OPPOSED TO REMOTE) SPOOLFILES MAY BE USED. (S/R 1716)
	CAUSE	A file equation equates syslist to a new file.
	ACTION	Change the file equation to an acceptable format.

---

1717	MESSAGE	STORE CANNOT OPEN 'SYSLIST' AS A NEW "REMOTE" FILE. ONLY PERMANENT, TEMPORARY, AND LOCAL (AS OPPOSED TO REMOTE) SPOOLFILES MAY BE USED (S/R 1717)
	CAUSE	A file equation equates syslist to a new remote file.
	ACTION	Change the file equation to an acceptable format.

---

1718	MESSAGE	STORE CANNOT OPEN 'SYSLIST' AS A "REMOTE" SPOOLFILE. ONLY PERMANENT, TEMPORARY, AND LOCAL (AS OPPOSED TO REMOTE) SPOOLFILES MAY BE USED. (S/R 1718)
	CAUSE	A file equation equates syslist to a remote spool file.
	ACTION	Change the file equation to an acceptable format.

---

1719	MESSAGE	STORE CANNOT OPEN 'SYSLIST' AS A "REMOTE" DEVICE. ONLY PERMANENT, TEMPORARY, AND LOCAL (AS OPPOSED TO REMOTE) SPOOLFILES MAY BE USED (S/R 1719)
	CAUSE	A file equation equates syslist to a remote device.
	ACTION	Change the file equation to an acceptable format.

---

1720	MESSAGE	STORE CANNOT OPEN 'OFFLINE' AS A NEW FILE. ONLY PERMANENT, TEMPORARY, AND LOCAL (AS OPPOSED TO REMOTE) SPOOLFILES MAY BE USED. (S/R 1720)
	CAUSE	A file equation equates offilne to a new file.
	ACTION	Change the file equation to an acceptable format.

---

1721	MESSAGE	STORE CANNOT OPEN 'OFFLINE' AS A NEW "REMOTE" FILE. ONLY PERMANENT, TEMPORARY, AND LOCAL (AS OPPOSED TO REMOTE) SPOOLFILES MAY BE USED. (S/R 1721)
	CAUSE	A file equation equates offline to a remote file.
	ACTION	Change the file equation to an acceptable format.

---

---

1722      MESSAGE      STORE CANNOT OPEN 'OFFLINE' AS A "REMOTE" SPOOLFILE. ONLY PERMANENT, TEMPORARY, AND LOCAL (AS OPPOSED TO REMOTE) SPOOLFILES MAY BE USED. (S/R 1722)

CAUSE            A file equation equates offline to a remote spool file.

ACTION           Change the file equation to an acceptable format.

---

1723      MESSAGE      STORE CANNOT OPEN 'OFFLINE' AS A "REMOTE" DEVICE. ONLY PERMANENT, TEMPORARY, AND LOCAL (AS OPPOSED TO REMOTE) SPOOLFILES MAY BE USED. (S/R 1723)

CAUSE            A file equation equates offline to a remote device.

ACTION           Change the file equation to an acceptable format.

---

1729      MESSAGE      STORE WAS UNABLE TO OBTAIN A TIMER ENTRY FOR THE 'PROGRESS' OPTION. CLOCKS ERROR: !. STORE WILL CONTINUE ANYWAY. (S/R 1729)

CAUSE            Store could not communicate with the system timer.

ACTION           Abort and try again if you must have progress messages.

---

1730      MESSAGE      STORE ENCOUNTERED A SYSTEM SECURITY VIOLATION DURING INITIALIZATION. (S/R 1730)

CAUSE            Internal security violation.

ACTION           Call your Hewlett-Packard Support Representative.

---

1731      MESSAGE      MEDIA RECORD SIZE SPECIFIED IS TOO SMALL TO HOUSE STORE'S FILE INFORMATION IN ONE RECORD. MINIMUM SIZE IS !. (S/R 1731)

CAUSE            The file label etc is not fitting in one media record.

ACTION           Set a larger media record size by a file equation.

---

1732      MESSAGE      STORE RAN OUT OF VIRTUAL SPACE CREATING THE MEDIA DIRECTORY OF FILES TO BE STORED. (S/R 1732)

CAUSE            Virtual space fragmentation caused store to run out of space.

ACTION           Retry store when the system is less loaded.

---

---

1733	MESSAGE	STORE RAN OUT OF DISC SPACE CREATING THE MEDIA DIRECTORY OF FILES TO BE STORED. (S/R 1733)
	CAUSE	Too little disk space on the system.
	ACTION	Create some free disk space.

---

1734	MESSAGE	STORE WAS UNABLE TO SET THE ACCESS DENSITY IN THE LDT. SHOWDEV MAY REPORT FALSE DENSITY INFORMATION. (S/R 1734)
	CAUSE	Store could not communicate with the logical device table.
	ACTION	Call your Hewlett-Packard Support Representative.

---

1735	MESSAGE	WARNING: FILE 'SYSLIST' RECORD SIZE IS TOO SMALL TO DISPLAY MESSAGES. THE 'SYSLIST' FILE IS REDIRECTED TO \$STDLIST. MINIMUM RECORD SIZE IS 80 BYTES. (S/R 1735)
	CAUSE	The syslist record size is set too small.
	ACTION	Set a larger record size and retry.

---

1736	MESSAGE	WARNING: FILE 'OFFLINE' RECORD SIZE IS TOO SMALL TO DISPLAY MESSAGES. THE 'OFFLINE' FILE IS REDIRECTED TO \$STDLIST. MINIMUM RECORD SIZE IS 80 BYTES. (S/R 1736)
	CAUSE	The offline record size is set too small.
	ACTION	Set a larger record size and retry.

---

1737	MESSAGE	STORE ENCOUNTERED INTERNAL PREFETCH ZERO LENGTH ERROR (S/R 1737)
	CAUSE	Internal error occurred during STORE operation.
	ACTION	Contact your HP Support Representative.

---

1738	MESSAGE	STORE WAS UNABLE TO ALLOCATE SPACE FOR 'COMPRESS' OPTION BUFFERS AND CONTROL BLOCKS: VSM ERROR ! (S/R 1738)
	CAUSE	Store/Restore could not allocate the space needed to do compression.
	ACTION	Remove the COMPRESS option from the STORE command line, or wait until the system has more memory. If the problem persists, contact your HP representative.

---

---

1739	MESSAGE	TOTAL MEDIA WRITTEN :
	CAUSE	This is the total number of media written for this STORE.
	ACTION	Information only. Compare to the actual physical media to make sure you have all the media from this backup.

---

1740	MESSAGE	MEDIA WRITTEN FOR SET ! :
	CAUSE	This is the total number of media written for the specified parallel storeset.
	ACTION	Information only. Compare to the actual physical media to make sure you have all the media from this storeset.

---

1741	MESSAGE	SENDMAIL TO SYSGEN FROM STORE FAILED. (S/R 1741)
	CAUSE	Internal error occurred during the creation of combined SLT/Store set.
	ACTION	Contact your HP Support Representative.

---

1742	MESSAGE	WARNING: STORE WILL OVERRIDE HPCMSTORE VARIABLE. (S/R 1742)
	CAUSE	Although the HPCMSTORE CI variable is set to TRUE, SYSGEN will override it and call NMStore.
	ACTION	Information only.

---

1743	MESSAGE	REEL WITH BOTH SLT AND STORE FILES CAN NOT BE RECOVERED. (S/R 1743)
	CAUSE	Unable to recover files from combined SLT/Store set due to internal error.
	ACTION	Contact your HP Support Representative.

---

1744	MESSAGE	STORE ENCOUNTERED ERROR WHILE RETRIEVING ANCESTOR INFORMATION. (S/R 1744)
	CAUSE	Store encountered an error may be because the grandparent process who invoked the store is not either HPINSTAL or AUTOINST.
	ACTION	Verify the grandparent process is either HPINSTAL or AUTOINST.

---

---

1766	MESSAGE	STORE ENCOUNTERED DISC FILE TOO SMALL TO WRITE DIRECTORY ON FILE "!" (S/R 1766)
	CAUSE	The disk file specified for a store-to-disk was not large enough to hold the directory information.
	ACTION	Specify a larger file for the backup, or let STORE create the disk file.

---

1767	MESSAGE	STORE NEEDS DISC FILE TO HAVE AT LEAST ! SECTORS TO FIT ALL DIRECTORY INFORMATION (S/R 1767)
	CAUSE	The disk file specified for a store-to-disk was not large enough to hold the directory information. It should be at least as big as specified in the message.
	ACTION	Specify a larger file for the backup, or let STORE create the disk file.

---

1801	MESSAGE	! NOT RESTORED: MEDIA READ ERROR ON FILE.
	CAUSE	A read error encountered on the media.
	ACTION	Use onerror=skip or a duplicate tape set.

---

1802	MESSAGE	! NOT RESTORED: FILE HAD DATA ON A MEDIA THAT WAS NOT MOUNTED (SKIPPED)
	CAUSE	Operator forced a media skip.
	ACTION	Redo the restore command if this file is needed.

---

1803	MESSAGE	! NOT RESTORED: FILE COULD NOT BE FOUND BECAUSE OF DAMAGED MEDIA LABEL RECOVERY
	CAUSE	This particular file can not be restored due to bad media label.
	ACTION	To ensure complete data retrieval use duplicate store set and contact your HP support representative.

---

1804	MESSAGE	! NOT RESTORED: MEDIA READ ERROR OR FILE COULD NOT BE FOUND BECAUSE OF DAMAGED MEDIA LABEL RECOVERY
	CAUSE	This particular file could not be restored due to either media read error or bad media label.
	ACTION	To ensure complete data retrieval use duplicate store set and contact your HP support representative for further assistance.

---

---

1805	MESSAGE	! NOT RESTORED: FILE HAD DATA ON A MEDIA THAT WAS NOT MOUNTED (SKIPPED) OR FILE COULD NOT BE FOUND BECAUSE OF DAMAGED MEDIA LABEL RECOVERY
	CAUSE	Unable to restore this file due to either bad file label or the file not found in the mounted media.
	ACTION	To ensure complete data retrieval use duplicate store set and contact your HP Support representative for further assistance.

---

1806	MESSAGE	! NOT RESTORED: MEDIA READ ERROR OR FILE HAD DATA ON A MEDIA THAT WAS NOT MOUNTED (SKIPPED)
	CAUSE	Media read error encountered or a media was skipped.
	ACTION	Try onerror=skip or use a duplicate tape set and retry.

---

1807	MESSAGE	! NOT RESTORED: MEDIA READ ERROR OR FILE HAD DATA ON A MEDIA THAT WAS NOT MOUNTED (SKIPPED) OR FILE COULD NOT BE FOUND BECAUSE OF DAMAGED MEDIA LABEL RECOVERY
	CAUSE	Same as message.
	ACTION	To ensure complete data retrieval use duplicate store set and contact your HP Support Representative.

---

1808	MESSAGE	! NOT RESTORED: OLD COPY EXISTS: KEEP SPECIFIED
	CAUSE	A disk copy of the file exists.
	ACTION	Exclude keep option if you desire the file to be over written.

---

1809	MESSAGE	! COULD NOT BE GIVEN SPECIFIED VOLUME RESTRICTIONS
	CAUSE	The file could not be restored to specified volume/volclass/volset.
	ACTION	Check group restrictions and disk space restrictions.

---

1810	MESSAGE	! COULD NOT BE RESTRICTED TO THE SYSTEM MASTER VOLUME
	CAUSE	Some file data had to be placed on non system master.
	ACTION	Make more free space on system master and retry.

---

1811	MESSAGE	! NOT RESTORED: HPFOPEN RAW FAILED
	CAUSE	File open with the file information on tape failed.
	ACTION	Call your support representative.

---

---

1812	MESSAGE	! NOT RESTORED: MEDIA RECORD HEADER BLOCK CORRUPTED/INVALID
	CAUSE	The header block of a media record is bad.
	ACTION	Call your support representative.

---

1813	MESSAGE	! NOT RESTORED: STORE OF FILE FAILED DURING MEDIA CREATION
	CAUSE	The file was not stored due to open failure.
	ACTION	None.

---

1814	MESSAGE	! NOT RESTORED: DISC ALLOCATION FAILURE
	CAUSE	Too little free disk space.
	ACTION	Create more disk space and retry.

---

1815	MESSAGE	! NOT RESTORED: ENCOUNTERED PRIVILEGE VIOLATION PURGING OLD FILE
	CAUSE	The negative file code on media does not match the one on disk.
	ACTION	First purge the disk copy and then retry.

---

1816	MESSAGE	! NOT RESTORED: ENCOUNTERED LOCKWORD VIOLATION PURGING OLD FILE
	CAUSE	The lockword on media does not match the one on disk and the user typed an incorrect lockword when prompted.
	ACTION	First purge the disk copy and then retry or type the correct lockword as on disk when prompted.

---

1817	MESSAGE	! DOES NOT HAVE OLD FILE DATES. MECHANISM TO SET OLDDATE FAILED
	CAUSE	The old file dates on media could not be set.
	ACTION	Call your support representative.

---

1818	MESSAGE	! NOT RESTORED: FAILED SAVE OF NEW FILE
	CAUSE	RESTORE could not save the newly restored file.
	ACTION	Call your support representative.

---

---

1819	MESSAGE	! WAS ONLY PARTIALLY RECOVERED (RESTORED) DUE TO MEDIA READ ERRORS
	CAUSE	The option ONERROR=FULL caused the file to be recovered partially.
	ACTION	Check file consistency and purge if partial recovery is not needed.

---

1820	MESSAGE	! NOT RESTORED: DISC FILE IN USE, CANNOT PURGE
	CAUSE	Some user has the file open so it can not be restored.
	ACTION	Retry when no one is using the file.

---

1821	MESSAGE	! NOT RESTORED: NOT ALL OF THE DATA WAS WRITTEN AT STORE TIME
	CAUSE	Disk read error was encountered at store time.
	ACTION	Use media with valid copy of the file.

---

1822	MESSAGE	! DID NOT HAVE ALL OF ITS DATA WRITTEN TO THE MEDIA AT STORE TIME
	CAUSE	Disc read error was encountered at store time.
	ACTION	Use media with valid copy of the file.

---

1823	MESSAGE	! NOT RESTORED: CAN'T ACCESS (MAP IN) TARGET DIRECTORY A NODE IN THE PATH MAY HAVE EXTENTS ON UNMOUNTED VOLUMES.
	CAUSE	All the volumes in the set are not mounted.
	ACTION	Mount all volumes.

---

1824	MESSAGE	! NOT RESTORED: UNKNOWN DIRECTORY ERROR ENCOUNTERED
	CAUSE	STORE internal error.
	ACTION	Call your support representative.

---

1825	MESSAGE	! NOT RESTORED: USER VOLUME SET THAT GROUP/ACCOUNT ACCESS IS NOT MOUNTED.
	CAUSE	The home volume set is not mounted.
	ACTION	Mount the volume set.

---



---

1826	MESSAGE	! NOT RESTORED: ACCOUNT DOES NOT EXIST ON USER VOLUME SET. (I.E . ACCOUNT ON THE SYSTEM VOLUMESET LACKS MIRROR ON USER VS)
	CAUSE	Directory structure discrepancy.
	ACTION	Call your support representative.

---

1827	MESSAGE	! NOT RESTORED: GROUP DOES NOT EXIST ON USER VOLUME SET. (I.E. GROUP ON THE SYSTEM VOLUMESET LACKS MIRROR ON USER VS)
	CAUSE	Directory structure discrepancy.
	ACTION	Call your support representative.

---

1828	MESSAGE	! NOT RESTORED: DATA WRITE FAILURE (DISC WRITE FAILED)
	CAUSE	Attempt to move data from media to disk failed.
	ACTION	Call your support representative.

---

1829	MESSAGE	! ENCOUNTERED AS DATA LOSS DUE TO A MEDIA READ ERROR(S)
	CAUSE	Media read error.
	ACTION	Retry with a duplicate media set.

---

1830	MESSAGE	! NOT RESTORED: FILE IS NOT IN SPECIFIED FILE CODE RANGE LIST
	CAUSE	The file code is not within the FCRRANGE option range.
	ACTION	Check the FCRRANGE parameter and file code.

---

1831	MESSAGE	! NOT RESTORED: READ ACCESS REQUIRES (AM) CAPABILITY
	CAUSE	User lacks AM capability required to read the file.
	ACTION	Ask the account/system manager to restore the file.

---

1832	MESSAGE	! NOT RESTORED: READ ACCESS REQUIRES (SM) CAPABILITY
	CAUSE	User lacks SM capability required to read the file.
	ACTION	Ask the system manager to restore the file.

---

---

1833	MESSAGE CAUSE ACTION	! NOT RESTORED: READ ACCESS REQUIRES (GL) CAPABILITY User lacks GL capability required to read the file. Ask the account/system manager to restore the file.
------	----------------------------	--

---

1834	MESSAGE CAUSE ACTION	! NOT RESTORED: READ ACCESS REQUIRES USER TO BE A MEMBER OF THE GROUP WHERE THE FILE RESIDED. User should be the group member to read the file. Ask the account/system manager to restore the file.
------	----------------------------	---

---

1835	MESSAGE CAUSE ACTION	! NOT RESTORED: READ ACCESS REQUIRES (AL) CAPABILITY User lacks AL capability required to read the file. Ask the account/system manager to restore the file.
------	----------------------------	--

---

1836	MESSAGE CAUSE ACTION	! NOT RESTORED: READ ACCESS REQUIRES (PM) CAPABILITY User lacks PM capability required to read the file. Ask the system manager to restore the file.
------	----------------------------	--

---

1837	MESSAGE CAUSE ACTION	! NOT RESTORED: READ ACCESS REQUIRES USER TO BE FILE'S CREATOR Users other than the creator need am/sm to read the file. Ask the account/system manager to restore the file.
------	----------------------------	--

---

1838	MESSAGE CAUSE ACTION	! NOT RESTORED: READ ACCESS REQUIRES (CR) CAPABILITY User lacks cr capability required to read the file. Ask the account/system manager to restore the file.
------	----------------------------	--

---

1839	MESSAGE CAUSE ACTION	! NOT RESTORED: READ ACCESS REQUIRES USER TO KNOW THE LOCKWORD User must supply the lockword to read the file. Supply lockword or ask the account/system manager to restore the file.
------	----------------------------	---

---

1840	MESSAGE CAUSE ACTION	! NOT RESTORED: USER DOES NOT HAVE READ ACCESS The operation requires that you have Read Access to the file. Request your system manager to restore the file.
------	----------------------------	---

---

---

1841	MESSAGE	! NOT RESTORED: SPECIFIED GROUP DOES NOT EXIST. 'CREATE=GROUP' REQUIRED.
	CAUSE	The file group does not exist in the directory.
	ACTION	Use create=group option.

---

1842	MESSAGE	! NOT RESTORED: CREATION OF GROUP DIRECTORY NODE FAILED.
	CAUSE	STORE internal error.
	ACTION	Call your support representative.

---

1843	MESSAGE	! NOT RESTORED: SPECIFIED ACCOUNT DOES NOT EXIST. 'CREATE=ACCOUNT' REQUIRED.
	CAUSE	The file account does not exist in the directory.
	ACTION	Use CREATE=account option.

---

1844	MESSAGE	! NOT RESTORED: CREATION OF ACCOUNT DIRECTORY NODE FAILED.
	CAUSE	STORE internal error.
	ACTION	Call your support representative.

---

1845	MESSAGE	! NOT RESTORED: DIRECTORY ERROR ENCOUNTERED ACCESSING GROUP OR ACCOUNT NODE
	CAUSE	STORE directory interface error.
	ACTION	Call your support representative.

---

1846	MESSAGE	! NOT RESTORED: GROUP OR ACCOUNT DIRECTORY NODE(S) COULD NOT BE ACCESSED. THEY MAY HAVE EXTENTS ON UNMOUNTED VOLUMES.
	CAUSE	Some unmounted volumes in the parent volumest.
	ACTION	Mount all volumes and retry.

---

1847	MESSAGE	! NOT RESTORED: CREATOR DOES NOT EXIST IN SPECIFIED ACCOUNT. 'CREATE=CREATOR' REQUIRED.
	CAUSE	The file creator does not exist in the directory.
	ACTION	Use CREATE=creator option.

---

---

1848	MESSAGE	! NOT RESTORED: CREATION OF USER DIRECTORY NODE FAILED FOR FILE CREATOR.
	CAUSE	STORE internal error.
	ACTION	Call your support representative.

---

1849	MESSAGE	! NOT RESTORED: ACCOUNT WAS MADE INACCESSIBLE OR PURGED DURING CREATION OF FILE CREATOR.
	CAUSE	STORE internal error.
	ACTION	Call your support representative.

---

1850	MESSAGE	! NOT RESTORED: USER OR ACCOUNT DIRECTORY NODE(S) COULD NOT BE ACCESSED. THEY MAY HAVE EXTENTS ON UNMOUNTED VOLUMES.
	CAUSE	Some unmounted volumes in the parent volumest.
	ACTION	Mount all volumes and retry.

---

1851	MESSAGE	! NOT RESTORED: DIRECTORY ERROR ENCOUNTERED ACCESSING USER NODE.
	CAUSE	STORE directory interface error.
	ACTION	Call your support representative.

---

1852	MESSAGE	! NOT RESTORED: SAVE ACCESS REQUIRES (AM) CAPABILITY
	CAUSE	User lacks am capability required to save the file.
	ACTION	Ask the account/system manager to restore the file.

---

1853	MESSAGE	! NOT RESTORED: SAVE ACCESS REQUIRES (SM) CAPABILITY
	CAUSE	User lacks SM capability required to save the file.
	ACTION	Ask the system manager to restore the file.

---

1854	MESSAGE	! NOT RESTORED: SAVE ACCESS REQUIRES (GL) CAPABILITY
	CAUSE	User lacks GL capability required to save the file.
	ACTION	Ask the account/system manager to restore the file.

---

---

1855	MESSAGE	! NOT RESTORED: SAVE ACCESS REQUIRES USER TO BE A MEMBER OF THE GROUP WHERE THE FILE WILL RESIDE.
	CAUSE	User must be a group member to save the file.
	ACTION	Ask the account/system manager to restore the file.

---

1856	MESSAGE	! NOT RESTORED: SAVE ACCESS REQUIRES (AL) CAPABILITY
	CAUSE	User lacks AL capability required to save the file.
	ACTION	Ask the account/system manager to restore the file.

---

1857	MESSAGE	! NOT RESTORED: GROUP DOES NOT EXIST ON SYSTEM.
	CAUSE	The file group does not exist.
	ACTION	Use create=group option.

---

1858	MESSAGE	! NOT RESTORED: ACCOUNT DOES NOT EXIST ON SYSTEM.
	CAUSE	The file account does not exist.
	ACTION	Use create=account option.

---

1859	MESSAGE	! NOT RESTORED: FILE EOF IS GREATER THAN FILE LIMIT.
	CAUSE	File system discrepancy.
	ACTION	Call your support representative.

---

1860	MESSAGE	! NOT RESTORED : USER DOES NOT HAVE WRITE/PURGE ACCESS .
	CAUSE	User lacks capabilities to purge old file.
	ACTION	Ask the owner of the file, or the system manager or operator to restore this file for you.

---

1862	MESSAGE	! NOT RESTORED: NOT ALL OF LOG DATA WAS WRITTEN AT STORE TIME
	CAUSE	Due to an error writing out the log data for this file at Store time, Restore was not able to completely recover the file. Therefore, it was not restored at all.
	ACTION	Try restoring the file from a duplicate backup, if possible.

---

---

1863	MESSAGE	! DID NOT HAVE ALL OF ITS LOG DATA WRITTEN TO THE MEDIA AT STORE TIME
	CAUSE	Due to an error writing out the log data for this file at Store time, Restore was not able to completely recover the file. Therefore, it was not restored at all.
	ACTION	Try restoring the file from a duplicate backup, if possible.

---

1864	MESSAGE	! FAILED TO RECOVER PORTIONS OF COMPRESSED DATA
	CAUSE	The system failed to recover portions of compressed data for this file due to internal error.
	ACTION	Contact your HP Support representative for further assistance.

---

1868	MESSAGE	! NOT RESTORED: GROUP WAS MADE INACCESSIBLE OR PURGED DURING CREATION OF THE PATH.
	CAUSE	Unable to resolve the path name for this particular file because the group is either purged or inaccessible.
	ACTION	Check the syntax and retype the command.

---

1869	MESSAGE	! NOT RESTORED: ACCOUNT WAS MADE INACCESSIBLE OR PURGED DURING CREATION OF THE PATH.
	CAUSE	Unable to resolve the path name for this particular file because the account is either purged or inaccessible.
	ACTION	Check the syntax and retype the command.

---

1871	MESSAGE	! NOT RESTORED: ACCOUNT PART OF THE CREATOR NAME DOES NOT EXIST. OPTION 'CREATE=ACCOUNT' REQUIRED.
	CAUSE	This particular file is not stored because the account does not exist in the system.
	ACTION	Make sure either the account where the file needs to be stored exists or specify create=account in your command.

---

1872	MESSAGE	! NOT RESTORED: LACK CREATE ACCESS IN DIRECTORY
	CAUSE	This file is not stored because you do not have the proper capabilities.
	ACTION	To store any directory you require SM or OP capability.

---

---

1873	MESSAGE	! NOT RESTORED: LACK TRAVERSE ACCESS ON DIRECTORY
	CAUSE	User does not have traverse access of a directory in the path of file to be restored.
	ACTION	Have operator restore file for user.

---

1874	MESSAGE	! NOT RESTORED: LACK SAVE ACCESS ON DIRECTORY
	CAUSE	Attempted to insert an entry in a hierarchical directory without Create Directory Entry (CD) permission.
	ACTION	Have operation performed by user with SM or AM capabilities, or have directory owner or system manager ALTSEC the directory to allow this operation.

---

1875	MESSAGE	! NOT RESTORED: FILE WAS PURGED DURING STORE
	CAUSE	The file specified was purged before the sync point when it was stored during a 7x24 True-Online backup.
	ACTION	Information only.

---

1876	MESSAGE	! NOT RESTORED: FAILED TO SET AI LAT BIT BECAUSE THE FILE IS BEIN G RESTORED BY ANOTHER PROCESS .
	CAUSE	The file specified is being restored by another RESTORE.
	ACTION	Wait until the other restore is complete, then restore the file again.

---

1877	MESSAGE	! NOT RESTORED: FAILED TO SET AI LAT BIT DURING RESTORE. ENCOUNTE RED ERROR ! FROM LAT SUBSYSTEM.
	CAUSE	RESTORE was unable to set the after image LAT bit for this file.
	ACTION	Contact your HP support representative with the error reported.

---

1878	MESSAGE	! NOT RESTORED: ACCOUNT NOT SPECIFIED FOR CREATOR NAME OF HFS FIL E.
	CAUSE	The account portion of the CREATE= option was not specified for an HFS file.
	ACTION	If you want to change the creator of an HFS file, the full username.accountname must be specified.

---

---

1901	MESSAGE	RESTORE IS UNABLE TO RELOAD DIRECTORY ACCOUNTING STRUCTURES. REQUESTED NUMBER OF VOLUMESET DIRECTORY ACCOUNTING STRUCTURES TO RELOAD EXCEEDS THE MAXIMUM NUMBER OF MOUNTABLE VOLUMESETS FOR THIS SYSTEM (S/R 1901)
	CAUSE	The number of directory structures to be restored exceeds the maximum allowed on your system.
	ACTION	Restore only maximum allowed volume set structures.

---

1902	MESSAGE	WARNING: RESTORE ENCOUNTERED UNNECESSARY MEDIA SWITCH. CHECK YOUR SYSLIST AND SUMMARY TO VERIFY RESTORE (S/R 1902)
	CAUSE	Unnecessary media switch after last file.
	ACTION	Discard redundant last media.

---

1903	MESSAGE	RESTORE CAN'T TRANSLATE VERSION OF FILE LABEL ON THIS SYSTEM. RUN WITH 'LISTDIR' OPTION AND OBTAIN STORE "MEDIA VERSION" (S/R 1903)
	CAUSE	The store subsystem is incompatible with the file label on media.
	ACTION	Update store subsystem.

---

1904	MESSAGE	! VOLUME SET'S ACCOUNTING STRUCTURE COULD NOT BE REBUILT. (S/R 1904)
	CAUSE	Directory services failure.
	ACTION	Call your Hewlett-Packard Support Representative.

---

1905	MESSAGE	! BYTES COULD NOT BE RESTORED FOR PRECEEDING FILE
	CAUSE	Data loss for a file being restored.
	ACTION	Use duplicate mdia set and retry.

---

1906	MESSAGE	ADDRESS RANGE NOT STORED STARTS AT OFFSET ! FOR ! BYTES
	CAUSE	Disk read error at store time.
	ACTION	Use a media set with valid copy of the file.

---

1907	MESSAGE	RESTORESET OPTION CANNOT BE USED TO READ MPEv TAPES (S/R 1907)
	CAUSE	Option RESTORESET is used with MPE V tapes.
	ACTION	Exclude RESTORESET option and retry.

---



---

1908	MESSAGE	INVOKING CMSTORE TO READ MPE V TAPE
	CAUSE	Store detected a compatibility mode tape and is calling CMSTORE to read it.
	ACTION	Information only.

---

1909	MESSAGE	MEDIA ON SPECIFIED STORESETS ARE NOT FROM THE SAME STORE. (S/R 1909)
	CAUSE	The tapes mounted for parallel storeset option were not created by the same store command. If you used a sequential storeset option to create the set of tapes then there is a possibility that some of the tapes were never written and, hence, have a time stamp that does not match the rest of the tapes.
	ACTION	Check that you have a consistent set of store tapes and exclude restoreset, if redundant.

---

1911	MESSAGE	WARNING: YOUR DEFAULT FILESET BECOMES '@.@.' SINCE YOU HAVE OP OR SM CAPABILITY. (S/R 1911)
	CAUSE	File set specification was excluded.
	ACTION	Abort and use explicit file set if you do not want the default.

---

1912	MESSAGE	WARNING: YOUR DEFAULT FILESET BECOMES '@.' SINCE YOU HAVE AM CAPABILITY. (S/R 1912)
	CAUSE	File set specification was excluded.
	ACTION	Abort and use explicit file set if you do not want the default.

---

1913	MESSAGE	WARNING: YOUR DEFAULT FILESET BECOMES '@' SINCE YOU HAVE NONE OF OP, AM, OR SM CAPABILITY. (S/R 1913)
	CAUSE	File set specification was excluded.
	ACTION	Abort and use explicit file set if you dont want the default.

---

1937	MESSAGE	RESTORE FAILED
	CAUSE	RESTORE encountered fatal error.
	ACTION	Check the error message beore this one.

---

---

1938	MESSAGE	RESTORE FAILED TO CREATE TRANSIENT DATA SPACE TO DUMP MEDIA DIRECTORY: VSM ERROR !. (S/R 1938)
	CAUSE	Restore could not get virtual space for its structures.
	ACTION	Call your Hewlett-Packard Support Representative.

---

1939	MESSAGE	RESTORE FAILED TO RELEASE TRANSIENT DATA SPACE FOR MEDIA DIRECTORY: VSM ERROR !. (S/R 1939)
	CAUSE	Restore failed to release its work space.
	ACTION	Call your Hewlett-Packard Support Representative.

---

1940	MESSAGE	RESTORE FAILED TO CREATE TRANSIENT DATA SPACE FOR CANDIDATE FILE: VSM ERROR !. (S/R 1940)
	CAUSE	Restore failed to allocate space for a candidate file.
	ACTION	Call your Hewlett-Packard Support Representative.

---

1941	MESSAGE	MEDIA CONTAINS NO MPE VOLUME SET DIRECTORIES, 'DIRECTORY' OPTION CAN NOT RELOAD SYSTEM DIRECTORY
	CAUSE	DIRECTORY option specified but no directories on tape.
	ACTION	Check the media set.

---

1942	MESSAGE	RESTORE IS ASSUMING CURRENT MEDIA IS MEDIA ! FROM SET !
	CAUSE	Reel and set number are unknown due to media label error.
	ACTION	Use a duplicate tape set with good labels.

---

1943	MESSAGE	RESTORE IS ASSUMING CURRENT MEDIA IS MEDIA !
	CAUSE	Reel number is unknown due to media label error.
	ACTION	Use a duplicate tape set with good labels.

---

1944	MESSAGE	RESTORE ENCOUNTERED ERROR GETTING PROCESS LOCAL FILE DESCRIPTOR ADDRESS (PLFD). ERROR: !. (S/R 1944)
	CAUSE	RESTORE internal error.
	ACTION	Call your Hewlett-Packard Support Representative.

---

---

1945	MESSAGE	RESTORE ENCOUNTERED ERROR ALLOCATING SECONDARY STORAGE: SSM ERROR: !. (S/R 1945)
	CAUSE	RESTORE internal error.
	ACTION	Call your Hewlett-Packard Support Representative.

---

1946	MESSAGE	AREA OF DATA LOSS LIES BETWEEN BYTE OFFSET ! AND BYTE OFFSET !
	CAUSE	Media read error caused some data loss.
	ACTION	Use duplicate tape set with good media.

---

1948	MESSAGE	MPE DIRECTORIES FAILED TO RESTORE :
	CAUSE	Some directories not restored.
	ACTION	Check previous error message about directory not restored.

---

1950	MESSAGE	FILES FAILED TO RESTORE :
	CAUSE	Some files were not restored.
	ACTION	Check the restore listing to see which files did not restore, and any error messages associated with those files.

---

1951	MESSAGE	FILES NOT ON MEDIA :
	CAUSE	Some files found no match on tape.
	ACTION	Use the tape set which has these files.

---

1957	MESSAGE	RESTORE WAS UNABLE TO CREATE USER "!" IN ACCOUNT "!". CIERROR !. (S/R 1957)
	CAUSE	Newuser command issued by store failed.
	ACTION	Call your Hewlett-Packard Support Representative.

---

1958	MESSAGE	RESTORE WAS UNABLE TO CREATE ACCOUNT "!". CIERROR !. (S/R 1958)
	CAUSE	Newaccount command issued by store failed.
	ACTION	Call your Hewlett-Packard Support Representative.

---

---

1959	MESSAGE	RESTORE WAS UNABLE TO CREATE GROUP "!" IN ACCOUNT "!" CIERROR !. (S/R 1959)
	CAUSE	Newgroup command issued by store failed.
	ACTION	Call your Hewlett-Packard Support Representative.

---

1960	MESSAGE	RESTORE CREATED ACCOUNT "!"
	CAUSE	As part of the CREATE option, restore created the specified account. This account has default capabilities.
	ACTION	Information only.

---

1961	MESSAGE	RESTORE CREATED GROUP "!" IN ACCOUNT "!"
	CAUSE	As part of the CREATE option, restore created the specified group. This group has default capabilities.
	ACTION	Information only.

---

1962	MESSAGE	RESTORE CREATED USER "!" IN ACCOUNT "!"
	CAUSE	As part of the CREATE option, restore created the specified user. This user has default capabilities.
	ACTION	Information only.

---

1963	MESSAGE	RESTORE CREATED ACCOUNT "!" ON VOLUMESET "!"
	CAUSE	As part of the CREATE option, restore created the specified account on the specified volume set. This account has default capabilities.
	ACTION	Information only.

---

1964	MESSAGE	RESTORE WAS UNABLE TO CREATE ACCOUNT "!" ON VOLUMESET "!" CIERROR ! (S/R 1964)
	CAUSE	Restore failed to create an account on user volset for create option.
	ACTION	Call your Hewlett-Packard Support Representative.

---

1965	MESSAGE	RESTORE CREATED GROUP "!" IN ACCOUNT "!" ON VOLUMESET "!"
	CAUSE	As part of the CREATE option, restore created the specified group on the specified volume set. This account has default capabilities.
	ACTION	Information only.

---

---

1966	MESSAGE	RESTORE WAS UNABLE TO CREATE GROUP "!" IN ACCOUNT "!". ON VOLUMESET "!". CIERROR !. (S/R 1966)
	CAUSE	Restore failed to create a group on user volset for create option.
	ACTION	Call your Hewlett-Packard Support Representative.

---

1967	MESSAGE	RESTORE CREATED GROUP "!" MIRROR IN ACCOUNT "!" FOR VOLUMESET "!"
	CAUSE	As part of the CREATE option, restore created the specified group on the specified mirrored volume set. This account has default capabilities.
	ACTION	Information only.

---

1968	MESSAGE	RESTORE WAS UNABLE TO CREATE GROUP "!" IN ACCOUNT "!" MIRROR FOR VOLUMESET "!". CIERROR !. (S/R 1968)
	CAUSE	Restore failed to create a group mirror on user volset for create option.
	ACTION	Call your Hewlett-Packard Support Representative.

---

1969	MESSAGE	WARNING: RESTORE WAS UNABLE TO CREATE GROUP "!" IN ACCOUNT "!" MIRROR FOR VOLUMESET "!". CIERROR !. (S/R 1969)
	CAUSE	Restore failed to create a group mirror on user volset for create option.
	ACTION	Call your Hewlett-Packard Support Representative.

---

1970	MESSAGE	RESTORE CREATED ACCOUNT "!" MIRROR FOR VOLUMESET "!".
	CAUSE	As part of the CREATE option, restore created the specified account on the specified mirrored volume set. This account has default capabilities.
	ACTION	Information only.

---

1971	MESSAGE	RESTORE WAS UNABLE TO CREATE ACCOUNT "!" MIRROR FOR VOLUMESET "!". CIERROR !. (S/R 1971)
	CAUSE	Restore failed to create a account mirror on user volset for create option.
	ACTION	Call your Hewlett-Packard Support Representative.

---

---

1972	MESSAGE	STORE MEDIA CREATED ON ! IS ON LDEV !
	CAUSE	Store tape time stamp mismatch with STORESET option.
	ACTION	Option check the tape set creation times, exclude STORESET.

---

1974	MESSAGE	RESTORE WAS UNABLE TO CREATE ACCOUNT "HPSPPOOL". (S/R 1974)
	CAUSE	The HPSPPOOL account does not exist on the system volume set.
	ACTION	Have system manager review the circumstances of the disappearance of the HPSPPOOL account, then do a system reboot, which will recreate HPSPPOOL.

---

1975	MESSAGE	RESTORE WAS UNABLE TO CREATE GROUP "OUT" IN ACCOUNT "HPSPPOOL". (S/R 1975)
	CAUSE	The OUT.HPSPPOOL group does not exist on the system volume set.
	ACTION	Have system manager review the circumstances of the disappearance of the OUT.HPSPPOOL group, then do a system reboot, which will recreate HPSPPOOL.

---

1976	MESSAGE	VSTORE OPTION CANNOT BE USED TO READ MPEv MEDIA (S/R 1977)
	CAUSE	A MPE/V format tape was mounted for a VSTORE operation.
	ACTION	Only Native Mode Store tapes can be verified by VSTORE.

---

1985	MESSAGE	ERROR SKIPPING PAST THE SLT (S/R 1985)
	CAUSE	RESTORE encountered an error while trying to skip past the SLT portion of a combined SLT/Store tape.
	ACTION	Check the tape drive and reissue the command. If the problem persists, contact your HP representative.

---

1986	MESSAGE	NO FILES STORED AFTER THE SLT (S/R 1986)
	CAUSE	This SLT is not a combined SLT/Store Tape.
	ACTION	This tape can only be used as a system load tape.

---

---

1987      MESSAGE      RESTORE ENCOUNTERED AN ERROR ON SLT REEL SWITCH (S/R 1987)

CAUSE      A tape error occurred while RESTORE was switching to the next reel of a combind SLT/Store set tape.

ACTION      Check the tape drive and reissue the command. If the problem persists, contact your HP representative.

---

2009      MESSAGE      RESTORE GOT A WARNING CREATING USER   "!" IN ACCOUNT "!".  
CIWARN ! (S/R 2009)

CAUSE      While creating a the specified new user, RESTORE got a warning.

ACTION      Information only, the user was still created. Look up the CI warning for more detail.

---

2014      MESSAGE      RESTORE WAS UNABLE TO ALLOCATE SPACE TO EXPAND THE MEDIA  
DIRECTORY AREA: VSM ERROR !(S/R 2014)

CAUSE      RESTORE could not allocate enough scratch space to expand an older version of store media.

ACTION      Make sure you have enough transient space on your system.

---

2015      MESSAGE      RESTORE IS ABORTING BECAUSE IT IS UNABLE TO READ A VALID  
MEDIA DIRECTORY (S/R 2015)

CAUSE      RESTORE was unable to read a valid media directory from the backup media.

ACTION      If you have additional media in the backup, try mounting them first.

---

2016      MESSAGE      RESTORE FAILED TO ALLOCATE SPACE FOR ITS MEDIA DIRECTORY  
EXTENSION: VSM ERROR ! (S/R 2016)

CAUSE      RESTORE was unable to allocate enough temporary space to hold its media directory extension information.

ACTION      Make sure you have enough transient space available on your system.

---

2018      MESSAGE      RESTORE FAILED TO ALLOCATE SPACE FOR ITS RESTORED UFIDS  
ARRAY: VSM ERROR ! (S/R 2018)

CAUSE      RESTORE was unable to allocate enough temporary space to hold its internal UFID array.

ACTION      Make sure there is enough transient space on your system.

---

---

2019	MESSAGE	! NOT RESTORED: FILE WAS MISSED ON MEDIA DUE TO PREVIOUS RESTORE ERROR
	CAUSE	Due to media errors, RESTORE was unable to restore one or more files on the backup.
	ACTION	Try to individually restore these files.

---

2020	MESSAGE	! NOT RESTORED: FILE WAS MISSED ON INTERLEAVED MEDIA DUE TO PREVIOUS RESTORE ERROR
	CAUSE	Due to media errors, RESTORE was unable to restore one or more files on the interleaved backup.
	ACTION	Try to individually restore these files.

---

2021	MESSAGE	! NOT RESTORED: AI LOG DATA FOR FILE WAS MISSED ON MEDIA DUE TO RESTORE ERROR
	CAUSE	Due to a previous media error, RESTORE is unable to locate the required after image data for the specified file.
	ACTION	Try to individually restore this file.

---

2022	MESSAGE	! NOT RESTORED: FILE IS SUSPECTED OF MISSING DATA DUE TO EARLIER RESTORE MEDIA ERROR.
	CAUSE	This file never had all of its data restored, probably due to an earlier media error.
	ACTION	Try to individually restore this file.

---

2023	MESSAGE	! NOT RESTORED: RESTORE FORCED TO TERMINATE WHILE RESTORING FILE
	CAUSE	The file is not restored because RESTORE was in the middle of restoring it when RESTORE was forced to abort due to either an error or user intervention.
	ACTION	Try to restore this file again.

---

2024	MESSAGE	! NOT RESTORED: RESTORE FORCED TO TERMINATE BEFORE FILE WAS RESTORED
	CAUSE	This file was not restored because RESTORE aborted, due to an error or user intervention, before the file was encountered on the media.
	ACTION	

---



---

2025	MESSAGE	! NOT RESTORED: RESTORE DETECTED WRONG DATA RECORD BLOCK NUMBER
	CAUSE	The file was not restored because some of the blocks of file data were missing or out of order.
	ACTION	Contact your HP Support Representative.

---

2026	MESSAGE	! NOT RESTORED: RESTORE DETECTED WRONG LOG RECORD BLOCK NUMBER
	CAUSE	The file was not restored because some of the shadow log records are in wrong sequence.
	ACTION	Contact your HP Support Representative.

---

2027	MESSAGE	! NOT RESTORED: FILE WAS STILL BEING RESTORED WHEN FINAL TRAILER WAS ENCOUNTERED
	CAUSE	The file was not restored because the final trailer was encountered while only partial file was restored.
	ACTION	Contact your HP Support Representative.

---

2028	MESSAGE	! NOT RESTORED: FILE WAS NOT FOUND WHEN FINAL TRAILER WAS ENCOUNTERED
	CAUSE	The file was not restored because the final trailer was encountered before finding the file.
	ACTION	Verify you specified the file name correctly. If the problem still persists contact your HP Support Representative.

---

2029	MESSAGE	RESTORE FAILED TO ALLOCATE DATA STRUCTURES NEEDED TO APPLY AFTER IMAGE LOG DATA (S/R 2029)
	CAUSE	Restore failed because it is unable to allocated internal data structure required to restore the files.
	ACTION	Contact your HP Support Representative.

---

2030	MESSAGE	! NOT RESTORED: MISSING OLD UFID PREVENTED LOG DATA FROM BEING APPLIED
	CAUSE	The file is not restored because internal problem encountered while applying the shadow log data.
	ACTION	Contact your HP Support Representative.

---



---

2101	MESSAGE	SPECIFIED DATABASE(S) COULD NOT BE RESTORED. (S/R 2101)
	CAUSE	Database not restored.
	ACTION	Check previous error messages.

---

2102	MESSAGE	! NOT RESTORED: DATABASE EXISTS: KEEP SPECIFIED
	CAUSE	The specified database already exists on the system, so RESTORE can not overwrite it, due to the KEEP option being specified.
	ACTION	If you really want to overwrite the existing database, redo the RESTORE command, specifying the NOKEEP option instead.

---

2110	MESSAGE	DBSTORE REQUIRES THAT BOTH THE 'HIGH' AND 'LOW' WATER MARK BE SPECIFIED. (S/R 2110)
	CAUSE	Only one of high or low option was specified.
	ACTION	Specify both high and low options.

---

2111	MESSAGE	DBSTORE COULDN'T FIND THE CORRECT NUMBER DATA SETS (COUNTING THE ROOT FILE). ! WERE SPECIFIED AND ! WERE FOUND. (S/R 2111)
	CAUSE	There were some extra or missing datasets.
	ACTION	Check database consistency.

---

2120	MESSAGE	SENDMAIL TO DBSTORE/DBRESTOR FROM STORE/RESTORE FAILED. (S/R 2120)
	CAUSE	Send mail utility failure.
	ACTION	Call your Hewlett-Packard Support Representative.

---

2128	MESSAGE	STORE/RESTORE ENCOUNTERED USER ABORTED IO ON LDEV !. (S/R 2128)
	CAUSE	Break/abort or ABORTIO command killed store IO.
	ACTION	Redo store if you need to.

---

2129	MESSAGE	STORE/RESTORE ENCOUNTERED USER ABORTED IO. (S/R 2129)
	CAUSE	Break/abort or ABORTIO command killed store IO.
	ACTION	Redo store if you need to.

---

---

2132	MESSAGE	STORE/RESTORE ENCOUNTERED EXCESSIVE REWIND RETRIES ON LDEV !. EXAMINE CABLE CONNECTIONS OR BUS ADDRESS. (S/R 2132)
	CAUSE	Dirty tape heads or bad quality media.
	ACTION	Clean tape heads and use new tapes.

---

2133	MESSAGE	STORE/RESTORE ENCOUNTERED EXCESSIVE REWIND RETRIES ON REMOTE DEVICE FILE "!". (S/R 2133)
	CAUSE	Dirty tape heads or bad quality media.
	ACTION	Clean tape heads and use new tapes.

---

2134	MESSAGE	STORE/RESTORE ENCOUNTERED EXCESSIVE REWIND RETRIES ON FILE "!". (S/R 2134)
	CAUSE	Dirty tape heads or bad quality media.
	ACTION	Clean tape heads and use new tapes.

---

2136	MESSAGE	STORE/RESTORE ENCOUNTERED CATASTROPHIC IO ERROR FROM SUBSYS !: ERROR. ! (S/R 2136)
	CAUSE	Fatal IO error from specified subsystem.
	ACTION	Call your Hewlett-Packard Support Representative.

---

2137	MESSAGE	STORE/RESTORE UNEXPECTEDLY RAN OUT OF FIXED IO BUFFER SPACE (S/R 2137)
	CAUSE	STORE or RESTORE encountered an unexpected error in its I/O system.
	ACTION	Contact your HP Support Representative.

---

2138	MESSAGE	STORE/RESTORE UNEXPECTEDLY RAN OUT OF IO BUFFER SPACE (S/R 2138)' ' \CAUSE\ STORE or RESTORE encountered an unexpected error in its I/O system.
	ACTION	Contact your HP Support Representative.

---

2202	MESSAGE	STORE/RESTORE ENCOUNTERED FAILURE RELEASING FILE LOCKING MECHANISM (LAT). (S/R 2202)
	CAUSE	Store could not release global file locking table.
	ACTION	Call your Hewlett-Packard Support Representative.

---

---

2203	MESSAGE	STORE/RESTORE ENCOUNTERED FAILURE ACTIVATING FILE LOCKING MECHANISM (LAT). (S/R 2203)
	CAUSE	Store could not activate global file locking table.
	ACTION	Call your Hewlett-Packard Support Representative.

---

2204	MESSAGE	STORE/RESTORE ENCOUNTERED ERROR READING STORE IPC MESSAGE: IPC ERROR !. (S/R 2204)
	CAUSE	System utility failure.
	ACTION	Call your Hewlett-Packard Support Representative.

---

2205	MESSAGE	STORE/RESTORE ENCOUNTERED ERROR SENDING STORE IPC MESSAGE: IPC ERROR !. (S/R 2205)
	CAUSE	System utility failure.
	ACTION	Call your Hewlett-Packard Support Representative.

---

2206	MESSAGE	STORE/RESTORE FAILED TO CREATE ITS IPC PORT: IPC ERROR !. (S/R 2206)
	CAUSE	System utility failure.
	ACTION	Call your Hewlett-Packard Support Representative.

---

2207	MESSAGE	STORE/RESTORE FAILED TO CREATE ITS TRANSIENT DATA SPACE: VSM ERROR !. (S/R 2207)
	CAUSE	Store could not create its work space.
	ACTION	Call your Hewlett-Packard Support Representative.

---

2208	MESSAGE	STORE FAILED TO CREATE ITS SURROGATE PROCESS: PROCESS MANAGEMENT ERROR !. (S/R 2208)
	CAUSE	System utility failure.
	ACTION	Call your Hewlett-Packard Support Representative.

---

2209	MESSAGE	STORE/RESTORE OPERATION ABORTED BY USER REQUEST. (S/R 2209)
	CAUSE	User aborted store operation.
	ACTION	None.

---



---

2220      MESSAGE      DEVICE FILE "!" REFERENCES STORAGE MEDIA WITH A FORMAT DIFFERENT THAN FIRST DEVICE OF THE '(RE)STORESET'. ALL DEVICE FILES IN A SET MUST USE THE SAME FORMAT (EITHER LABELED OR UNLABELED). (S/R 2220)

CAUSE      The media format are not identical accross store/restore devices.

ACTION      Use consistent media format for all drives.

---

2221      MESSAGE      TAPE DENSITY OF DEVICES IN (RE)STORESET ! DOES NOT MATCH THE DENSITY OF THE DEVICES IN (RE)STORESET !. ALL DENSITIES MUST MATCH. (S/R 2221)

CAUSE      The tape density are not identical accross store/restore devices.

ACTION      Use consistent device density for all drives.

---

2222      MESSAGE      MEDIA RECORD SIZE OF DEVICE FILES IN (RE)STORESET ! DOES NOT MATCH THE MEDIA RECORD SIZE OF THE DEVICE FILES IN (RE)STORESET !. ALL MEDIA RECORD SIZES MUST BE THE SAME. (S/R 2222)

CAUSE      The record sizes are not identical accross store/restore devices.

ACTION      Use consistent record size for all drives.

---

2223      MESSAGE      MEDIA FORMAT OF DEVICE FILES IN (RE)STORESET ! DOES NOT MATCH THE MEDIA FORMAT OF THE DEVICE FILES IN (RE)STORESET !. ALL MEDIA MUST BE CREATED IN EITHER LABELED OR UNLABELED FORMAT. (S/R 2223)

CAUSE      The media format are not identical accross store/restore devices.

ACTION      Use consistent media format for all drives.

---

2224      MESSAGE      DEVICE FILE "!" HAS A INVALID RECORD SIZE OF ! BYTES (MINIMUM SIZE IS 8192 BYTES MAX IS 16384 IN MULTIPLES OF 2048 BYTES). (S/R 2224)

CAUSE      The media record size has invalid length.

ACTION      Set tape file equation to set acceptable size.

---

---

2225      MESSAGE      DEVICE FILE "!" HAS A INVALID RECORD SIZE OF ! BYTES  
(MINIMUM SIZE IS 8192 BYTES, MAX IS 16384 IN MULTIPLES OF  
2048 BYTES). DEFAULT OF 16384 BYTES WILL BE USED. (S/R  
2225)

CAUSE            The media record size has invalid length.

ACTION           Set tape file equation to set acceptable size.

---

2226      MESSAGE      VOLUME MANAGEMENT MAXIMUM MOUNTED VOLUME SET COUNT WAS  
EXCEEDED FOR STORE/RESTORE INTERNAL VOLUME SET LIST  
STRUCTURES. STORE WAS EITHER PORTED TO AN INCONSISTENT OS  
OR RESTORE OF VOLUMESETS WAS DONE WITHOUT CORRECT 'FROMVS'  
VOLUME SETS SPECIFIED. (S/R 2226)

CAUSE            Store internal error.

ACTION           Call your Hewlett-Packard Support Representative.

---

2227      MESSAGE      STORE/RESTORE ENCOUNTERED FOPEN FAILURE ON 'SYSLIST'  
FILE. (S/R 2227)

CAUSE            Syslist file could not be opened by main process.

ACTION           Set a valid file equation for syslist.

---

2228      MESSAGE      THE SYSLIST FILE IS OPENED OLD PERMANENT WITH DEFAULT OF  
STDLIST. (S/R 2228)

CAUSE            Syslist open failure, defaulted to stdlist.

ACTION           Set a valid file equation for syslist and retry.

---

2229      MESSAGE      STORE/RESTORE ENCOUNTERED ERROR CLOSING 'SYSLIST' FILE.  
(S/R 2229)

CAUSE            Store could not close syslist file.

ACTION           Check the syslist file equation and retry.

---

2230      MESSAGE      STORE/RESTORE ENCOUNTERED FOPEN FAILURE ON 'OFFLINE'  
FILE. (S/R 2230)

CAUSE            Offline file could not be opened by main process.

ACTION           Set a valid file equation for offline.

---



---

2231	MESSAGE	STORE/RESTORE TERMINATING BECAUSE OF BAD OFFLINE. (S/R 2231)
	CAUSE	Offline file could not be opened by store.
	ACTION	Set a valid file equation for offline and retry.

---

2232	MESSAGE	STORE/RESTORE ENCOUNTERED ERROR CLOSING THE 'OFFLINE' FILE. (S/R 2232)
	CAUSE	Offline file could not be closed by store.
	ACTION	Set a valid file equation for offline and retry.

---

2234	MESSAGE	STORE/RESTORE ABORTED AS PER USER REQUEST. (S/R 2234)
	CAUSE	Break-abort or ABORTIO.
	ACTION	None.

---

2235	MESSAGE	STORE/RESTORE ENCOUNTEDED ERROR ATTEMPTING TO CREATE THE CMSTORE PROCESS TO READ A MPE V TAPE. (S/R 2235)
	CAUSE	System utility failure.
	ACTION	Call your Hewlett-Packard Support Representative.

---

2236	MESSAGE	SPECIFIED COMMAND STRING EXCEEDS THE MAXIMUM ALLOWABLE LENGTH (255 BYTES) THAT THE CMSTORE PROCESS MAY BE INVOKED WITH. (S/R 2236)
	CAUSE	Command string is too long.
	ACTION	Use indirect file.

---

2242	MESSAGE	MAX MEDIA BUFFER SIZE IS USED. CURRENT MEDIA RECORD SIZE IS: !.
	CAUSE	MAXTAPEBUF option is specified
	ACTION	None.

---

2243	MESSAGE	! NOT RESTORED: UNKNOWN ERROR ENCOUNTERED. (S/R 2243)
	CAUSE	A file could not be restored due to unknown error.
	ACTION	Call your Hewlett-Packard Support Representative.

---

---

2244	MESSAGE	STORE/RESTORE ABORTED DUE TO UNKNOWN ERROR. (S/R 2244)
	CAUSE	Unknown fatal error during store/restore.
	ACTION	Call your Hewlett-Packard Support Representative.

---

2245	MESSAGE	A TRAP OCCURED WHILE GENERATING THE STORE/RESTORE FILE LISTING. (S/R 2245)
	CAUSE	A trap occurred while generating show listing.
	ACTION	Call your Hewlett-Packard Support Representative.

---

2246	MESSAGE	A TRAP OCCURED WHILE ACCESSING THE FILE LISTING OBJECT (S/R 2246)
	CAUSE	A trap occurred while accessing file list object.
	ACTION	Call your Hewlett-Packard Support Representative.

---

2247	MESSAGE	STORESET CONTAINS DUPLICATE REFERENCES TO A SINGLE LDEV. (S/R 2247)
	CAUSE	Same device used more than once in the store command.
	ACTION	Retry without using duplicate references to a single ldev.

---

2252	MESSAGE	THE DEVICE FILE "!" IS OF UNSUITABLE TYPE FOR THIS STORE ALL OR NONE OF THE DEVICES SHOULD BE DDS FOR A SINGLE COMMAND (S/R 2252)
	CAUSE	Both 1/2 inch and DDS devices were specified for a store command.
	ACTION	Make sure all file equations reference the same type of devices and reissue the store command.

---

2253	MESSAGE	COULD NOT TURN ON SSM STATUS REPORTING FOR DEVICE "!" (S/R 2253)
	CAUSE	An error occurred for the specified DDS device.
	ACTION	Check the device and reissue the command. If the problem persists, contact your HP representative.

---

---

2254	MESSAGE	COULD NOT TURN OFF SSM STATUS REPORTING FOR DEVICE "!" (S/R 2254)
	CAUSE	An error occurred for the specified DDS device.
	ACTION	Check the device and reissue the command. If the problem persists, contact your HP representative.

---

2255	MESSAGE	TAPE DEVICE IN (RE)STORESET ! DOES NOT MATCH THE DEVICE IN (RE)STORESET !. EITHER ALL OR NONE OF THE DEVICES SHOULD BE DDS UNITS (S/R 2255)
	CAUSE	Both 1/2 inch and DDS devices were specified for a store command.
	ACTION	Make sure all file equations reference the same type of devices and reissue the store command.

---

2259	MESSAGE	SET INFORMATION AREA OF DIRECTORY EXTENSION MISSING
	CAUSE	No parallel store set information was written to this tape.
	ACTION	Contact your HP representative.

---

2263	MESSAGE	THE MEDIA ON LDEV ! WAS CREATED WITH DEVICE HARDWARE COMPRESSION. THIS MEDIA CAN NOT BE RESTORED WITH THE CURRENT DRIVE. IF THE DEVICE IS AN 7980XC THEN TURN ON THE DEVICE COMPRESSION FEATURE AND RETRY. (S/R 2263)
	CAUSE	You are trying to restore from a hardware compressed tape with a non-compression drive.
	ACTION	If possible, enable compression on your drive. Alternately, restore this tape with a device capable of reading a hardware-compressed tape.

---

2265	MESSAGE	OPEN ERROR WHILE REMAPPING THE BACKUP FILE ON LDEV ! (S/R 2265)
	CAUSE	STORE encountered an error while closing the specified magneto-optical device.
	ACTION	Contact your HP representative.

---

---

2266	MESSAGE	MAPIN ERROR WHILE REMAPPING THE BACKUP FILE ON LDEV ! (S/R 2266)
	CAUSE	STORE encountered an error while closing the specified magneto-optical device.
	ACTION	Contact your HP representative.

---

2267	MESSAGE	CLOSE ERROR WHILE REMAPPING THE BACKUP FILE ON LDEV ! (S/R 2267)
	CAUSE	STORE encountered an error while closing the specified magneto-optical device.
	ACTION	Contact your HP representative.

---

2268	MESSAGE	THE VOLUME SET NAME ! MOUNTED ON LDEV ! IS GREATER THAN 8 CHARACTERS . ONLY FIRST 8 CHARACTERS WILL BE USED TO CONSTRUCT THE BACKUP FILE NAME (S/R 2268)
	CAUSE	Store/Restore will only use the first 8 characters of the specified name for the magneto-optical backup file name.
	ACTION	If this behavior does not produce an acceptable backup name, abort store, correct the volume set name, and retype the command.

---

2271	MESSAGE	STORE FAILED TO CREATE ITS CHILD PROCESS !: PROCESS MANAGEMENT ERROR ! (S/R 2271)
	CAUSE	Store/Restore encountered an internal error.
	ACTION	Contact your HP representative for further assistance.

---

2272	MESSAGE	CHILD PROCESS ID ! HAS UNEXPECTEDLY TERMINATED (S/R 2272)
	CAUSE	Store/Restore encountered an internal error.
	ACTION	Contact your HP representative for further assistance.

---

2280	MESSAGE	STORE/RESTORE ENCOUNTERED INTERNAL ERROR ! FROM PROCEDURE "!" AT LINE ! OF PROCEDURE "!" (S/R 2280)
	CAUSE	STORE failed because of an unexpected internal error.
	ACTION	Contact your HP Support Representative and give the procedure number and the line number where the error occurred.

---

---

2281	MESSAGE	STORE/RESTORE ENCOUNTERED UNEXPECTED ERROR ! FROM SUBSYS ! AT LINE ! OF PROCEDURE "!" (S/R 2281)
	CAUSE	STORE failed because of an unexpected internal error.
	ACTION	Contact your HP Support Representative and give the procedure number and the line number where the error occurred.

---

2282	MESSAGE	WARNING: STORE ENCOUNTERED HPFOPEN ERROR ! WHILE CREATING DIRECTORY DISC FILE. (S/R 2282)
	CAUSE	STORE encountered an open error while creating media directory disc file.
	ACTION	Information only because restore will use the media directory from the tape.

---

2283	MESSAGE	THE SPECIFIED STORE DIRECTORY ("!") DOES NOT MATCH THE MOUNTED BACKUP. (S/R 2283)
	CAUSE	The disc media directory specified in the command line does not match the name of the directory on the tape.
	ACTION	Verify the store directory name specified on your command line and also make sure you have mounted the correct tape.

---

2284	MESSAGE	CREATED STORE DIRECTORY DISK FILE: "!"
	CAUSE	Due to either the ONLINE=END or STOREDIRECTORY options, STORE created a disk file with the specified name. This disk file contains the store directory information for the backup just created.
	ACTION	Information only.

---

2285	MESSAGE	CREATED LINK "!" TO STORE DIRECTORY DISK FILE
	CAUSE	Due to the STOREDIRECTORY= <i>name</i> option, STORE created a symbolic link to the store disk directory file.
	ACTION	Information only.

---

2286	MESSAGE	STORE DIRECTORY DISK FILE OCCUPIES ! SECTORS
	CAUSE	This is the size, in sectors, of the newly created store disk directory file.
	ACTION	Information only.

---

---

2288	MESSAGE	STORE ENCOUNTERED UNEXPECTED ERROR ! FROM SUBSYS ! WHILE WAITING FOR SYNC POINT (S/R 2288)
	CAUSE	STORE aborted because it encountered an unexpected error while trying to sync all the files at sync point.
	ACTION	Contact your HP Support Representative.

---

2289	MESSAGE	WARNING: STORE ENCOUNTERED UNEXPECTED TRAP ! FROM SUBSYS ! WHITE COPYING DATA FOR DIRECTORY DISC FILE. (S/R 2289)
	CAUSE	STORE encountered an error while creating disc media directory file.
	ACTION	Information only.

---

2290	MESSAGE	STORE DISC DIRECTORY FILE WILL NOT BE CREATED, BUT BACKUP IS STILL GOOD. (S/R 2290)
	CAUSE	STORE was unable to create a disc media directory file, but the STORE will continue and complete normally.
	ACTION	Information only and no action required.

---

2291	MESSAGE	WARNING: STORE ENCOUNTERED FILE SYSTEM ERROR WHILE PREPARING THE DISC DIRECTORY FILE EOF (S/R 2291)
	CAUSE	STORE encountered an unexpected error while preparing the disc media directory file.
	ACTION	Information only and no action required because STORE will complete storing all the files.

---

2292	MESSAGE	WARNING: STORE ENCOUNTERED FILE SYSTEM ERROR WHILE SETTING THE DISC DIRECTORY FILE EOF (S/R 2292)
	CAUSE	STORE encountered an error while writing the end of file marker in the disc media directory file.
	ACTION	Information only and no active required because STORE will complete storing all the files.

---

2293	MESSAGE	WARNING: STORE ENCOUNTERED FILE SYSTEM ERROR WHILE CLOSING THE DISC DIRECTORY FILE (S/R 2293)
	CAUSE	STORE is unable to close the disc media directory file.
	ACTION	Information only and no action required because STORE will store all the files.

---

---

2294      MESSAGE      WARNING: STORE ENCOUNTERED FILE SYSTEM ERROR WHILE CREATING SYMBOLIC LINK ! TO DISC DIRECTORY FILE !. THE SYMBOLIC LINK WILL NOT BE CREATED , BUT THE BACKUP IS STILL GOOD AND THE ORIGINAL DISC DIRECTORY FILE STILL EXISTS. (S/R 2294)

CAUSE      STORE failed to create a symbolic link to the store directory file specified in your command line.

ACTION      Information only and no action required. Check the name specified in your command line.

---

2295      MESSAGE      WARNING: RESTORE ENCOUNTERED UNEXPECTED TRAP ! FROM SUBSYS ! WHILE READING THE DISC DIRECTORY FILE. DISC DIRECTORY FILE WILL NOT BE USED (S/R 2295)

CAUSE      RESTORE is unable to read the disc media directory file.

ACTION      Information only. RESTORE will complete normally because it will use the media directory from the tape.

---

2296      MESSAGE      USER REQUESTED TERMINATION DURING ONLINE SYNC POINT (S/R 2296)

CAUSE      When asked if you wanted to abort the online backup before the sync point, you replied yes.

ACTION      The backup will abort and will not be a valid backup.

---

2297      MESSAGE      SERIAL (RE)STORESETS CANNOT BE USED WITH DISC BACKUP FILE "!" (S/R 2297)

CAUSE      Serial (re)storesets cannot be used when storing to disk files.

ACTION      Use a single disk file or parallel disk files for your backup.

---

2298      MESSAGE      DEVICE FILE "!" IS AN UNSUPPORTED FILE TYPE. ONLY STANDARD FILES CAN BE USED FOR DISC BACKUP(S/R 2298)

CAUSE      Only standard, fixed or undefined record files may be used for store-to-disk.

ACTION      Specify a standard file for the store-to-disk.

---

2299      MESSAGE      PATH NAME OF DISC DEVICE "!" IS TOO LONG (S/R 2299)

CAUSE      A filename for a store-to-disk file was too long.

ACTION      Specify a short filename for the store-to-disk file.

---

---

2300	MESSAGE	STORE/RESTORE WAS UNABLE TO OPEN PERMANENT DISC FILE REFERENCED BY DEVICE "!" (S/R 2300)
	CAUSE	STORE is unable to open the necessary disc file for disc backup.
	ACTION	Check the free space in the disc device and try the STORE command again.

---

2301	MESSAGE	STORE/RESTORE WAS UNABLE TO OPEN NEXT PERMANENT DISC FILE "!" (S/R 2301)
	CAUSE	STORE or RESTORE needed to store or restore files to another disc file, but was unable to open the specified file.
	ACTION	Make sure the existing file exists and that you have security access to the file.

---

2302	MESSAGE	RESTORE CANNOT RESTORE FILES FROM PARALLEL SET ! BECAUSE REQUIRED DISC FILE WAS NOT SUPPLIED IN RESTORESET OPTION (S/R 2302)
	CAUSE	RESTORE cannot restore files from fewer parallel disk files than were created during the backup.
	ACTION	Specify all parallel disk files created during the backup with the ;RESTORESET option.

---

2303	MESSAGE	REMOTE FILE "!" IS NOT SUPPORTED FOR DISC BACKUP (S/R 2303)
	CAUSE	You cannot specify a remote disc device or a remote file for disc backup.
	ACTION	Check your file equation and try the STORE command again.

---

2321	MESSAGE	A MEDIA IS CURRENTLY MOUNTED ON THE MO LDEV ! (S/R 2321)
	CAUSE	The magneto-optical drive Store/Restore wanted to use is already occupied.
	ACTION	Removed the media from the specified ldev and retype the command.

---

2332	MESSAGE	ALLOCATE SERVICE OF MEDIA MANAGER ENCOUNTERED ERROR (S/R 2332)
	CAUSE	Store/Restore could not allocate a magneto-optical device.
	ACTION	Check the magneto-optical hardware and reissue the command. If the problem persists, contact your HP representative.

---



---

2352      MESSAGE      MOUNT BY NAME REQUEST GOT A REPLY WITH UNWANTED MEDIA NAME  
STORE REQUESTED MEDIA NAME: !   MEDIA MANAGER MOUNTED NAME:  
!   THE MEDIA MANAGER MOUNTED INCORRECT MEDIA ON LDEV !  
(S/R 2352)

CAUSE            The incorrect media is mounted for Store/Restore.

ACTION           Check the mounted media and/or the Store command and make  
sure they match each other. Retype the command.

---

2370      MESSAGE      THE BACKUP NAME SPECIFIED ALREADY EXISTS IN THE MO BOX  
CONTAINING LDEV !. PLEASE RETRY THE BACKUP COMMAND  
WITH A NEW NAME. IF YOU OMIT THE NAME OPTION THEN BACKUP  
WILL GENERATE A UNIQUE NAME FOR YOUR OPERATION IN  
BKtime.Ddate.system\_name FORMAT. (S/R 2370)

CAUSE            The name specified for a backup already exists in the  
magneto-optical device.

ACTION           Either specific a non-existent name, or let Store assign one for  
you.

---

2373      MESSAGE      STORE/RESTORE GOT UNEXPECTED ERROR ! FROM SUBSYS ! WHILE  
ATTEMPTI NG TO GET THE MEDIA MANAGER PORT (S/R 2373)

CAUSE            An internal error occurred while initializing the Magneto Optical  
device.

ACTION           Contact your HP Support Representative.

---

2374      MESSAGE      STORE/RESTORE FAILED TO GET MEDIA MANAGER PORT. MEDIA  
MANAGER DO ES NOT APPEAR TO BE INSTALLED. (S/R 2374)

CAUSE            Your system does not have a Magneto Optical media manager  
software installed.

ACTION           Check your installation process. Otherwise contact your HP  
Support Representative.

---

2401      MESSAGE      STORE SURROGATE ENCOUNTERED FOPEN FAILURE ON 'SYSLIST'  
FILE. (S/R 2401)

CAUSE            Surrogate failed to open the syslist file.

ACTION           Check the syslist file equation and retry.

---

---

2402	MESSAGE	STORE SURROGATE ENCOUNTERED FOPEN FAILURE ON 'OFFLINE' FILE (S/R 2402)
	CAUSE	Surrogate failed to open the offline file.
	ACTION	Check the offline file equation and retry.

---

2413	MESSAGE	STORE SURROGATE FAILED TO SEND IPC MESSAGE: IPC ERROR !. (S/R 2413)
	CAUSE	System utility failure.
	ACTION	Call your Hewlett-Packard Support Representative.

---

2417	MESSAGE	STORE SURROGATE ENCOUNTERED ERROR READING STORE IPC MESSAGE: IPC ERROR !. (S/R 2417)
	CAUSE	System utility failure.
	ACTION	Call your Hewlett-Packard Support Representative.

---

2426	MESSAGE	STORE SURROGATE CAUGHT BAD ESCAPE FROM SUBSYS ! WITH ERROR !. (S/R 2426)
	CAUSE	Store internal error.
	ACTION	Call your Hewlett-Packard Support Representative.

---

2427	MESSAGE	FILE LABEL EXTENSIONS FOR FILE ! ARE TOO BIG TO BE STORED IN ONE MEDIA RECORD. (S/R 2427)
	CAUSE	The record size of the store device are too small to hold all the file extension information.
	ACTION	If possible, increase the record size of the output device and reissue the store command.

---

2428	MESSAGE	STORE SURROGATE ENCOUNTERED FATAL SHADOW ERROR ! (S/R 2428)
	CAUSE	The surrogate process encountered a fatal error from the SHADOW subsystem.
	ACTION	Report the error to your HP Support Representative.

---

2501	MESSAGE	STMGT RETURNED UNKNOWN ERROR. (S/R 2501)
	CAUSE	Store could not decipher storage management error.
	ACTION	Call your Hewlett-Packard Support Representative.

---

---

2502	MESSAGE	STMGT WAS UNABLE TO CLOSE FILE CORRECTLY. VOLUME MANAGEMENT FAILED TO INCREMENT FILE OPEN COUNT (FOCT). (S/R 2502)
	CAUSE	Store internal error.
	ACTION	Call your Hewlett-Packard Support Representative.

---

2503	MESSAGE	STMGT CANNOT OPEN THE FILE, LABEL IS INVALID, DEALLOCATED OR VOLUME WHERE LABEL RESIDES IS SPUN DOWN. (S/R 2503)
	CAUSE	Store internal error.
	ACTION	Call your Hewlett-Packard Support Representative.

---

2504	MESSAGE	STMGT CANNOT OBTAIN SUFFICIENT RESOURCES (GUFV/VSD) TO OPEN THE FILE. (S/R 2504)
	CAUSE	System internal error.
	ACTION	Call your Hewlett-Packard Support Representative.

---

2505	MESSAGE	STMGT VIEW OF THIS FILE IS OUT OF SYNC. (S/R 2505)
	CAUSE	System internal error.
	ACTION	Call your Hewlett-Packard Support Representative.

---

2506	MESSAGE	STMGT COULD NOT MAP IN FILE BECAUSE FILE LIMIT IS 0. (S/R 2506)
	CAUSE	Store internal error.
	ACTION	Call your Hewlett-Packard Support Representative.

---

2507	MESSAGE	STMGT COULD NOT MAP IN FILE BECAUSE IT IS IN USE FOR WRITING. (S/R 2507)
	CAUSE	Some user has the file open for write.
	ACTION	Retry when the file is not in use.

---

2508	MESSAGE	STMGT COULD NOT MAP IN FILE (VOLUME(S) CONTAINING EXTENTS OF THE FILE MAY NOT BE MOUNTED). (S/R 2508)
	CAUSE	Some unmounted volumes in the volume set.
	ACTION	Mount all volumes in the volume set and retry.

---

---

2509	MESSAGE	STMGT COULD NOT FILE VOLUME ID OF FILE ON THE SYSTEM (VOLUME MAY NOT BE MOUNTED). (S/R 2509)
	CAUSE	Some unmounted volumes in the volume set.
	ACTION	Mount all volumes in the volume set and retry.

---

2510	MESSAGE	STMGT COULD NOT REMAP FILE TO NEW ACCESS RIGHTS. (S/R 2510)
	CAUSE	Store internal error.
	ACTION	Call your Hewlett-Packard Support Representative.

---

2511	MESSAGE	STMGT WAS UNABLE TO CLOSE FILE CORRECTLY. VOLUME MANAGEMENT FAILED TO DECREMENT FILE OPEN COUNT (FOCT). (S/R 2511)
	CAUSE	System internal error.
	ACTION	Call your Hewlett-Packard Support Representative.

---

2512	MESSAGE	STMGT WAS UNABLE TO CLOSE ROOT DIRECTORY NODE. (S/R 2512)
	CAUSE	System internal error.
	ACTION	Call your Hewlett-Packard Support Representative.

---

2513	MESSAGE	STMGT WAS UNABLE TO CLOSE ACCOUNT DIRECTORY NODE. (S/R 2513)
	CAUSE	System internal error.
	ACTION	Call your Hewlett-Packard Support Representative.

---

2514	MESSAGE	STMGT WAS UNABLE TO CLOSE GROUP DIRECTORY NODE. (S/R 2514)
	CAUSE	System internal error.
	ACTION	Call your Hewlett-Packard Support Representative.

---

2515	MESSAGE	STMGT RETURNED BAD STATUS FROM SUBSYSTEM !, ERROR !. (S/R 2515)
	CAUSE	System internal error.
	ACTION	Call your Hewlett-Packard Support Representative.

---

---

2516	MESSAGE	STMGT WAS UNABLE TO ACCESS GLOBAL UNIQUE FILE DESCRIPTOR (GUFDF) OF FILE. (S/R 2516)
	CAUSE	System internal error.
	ACTION	Call your Hewlett-Packard Support Representative.

---

2601	MESSAGE	GENFPARSE RETURNED UNKNOWN ERROR (S/R 2601)
	CAUSE	GENFPARSE returned an unknown error to STORE/RESTORE (SUBSYS = FILE SYSTEM).
	ACTION	File a service request with Hewlett-Packard.

---

2602	MESSAGE	GENFPARSE RETURNED STATUS FROM SUBSYSTEM !, ERROR ! (S/R 2602)
	CAUSE	GENFPARSE returned an unknown error to STORE/RESTORE (SUBSYS = UNKNOWN).
	ACTION	File a service request with Hewlett-Packard.

---

2603	MESSAGE	INVALID CHARACTER FOUND IN THE FILESET SPECIFIED (S/R 2603)
	CAUSE	An invalid character was detected in the specified fileset.
	ACTION	Correct the fileset name.

---

2604	MESSAGE	THE FILE SET PATH SPECIFIED IS TOO LONG (S/R 2604)
	CAUSE	The specified file set path combined with the current working directory exceeds the maximum allowed path length.
	ACTION	Copy the file into a shorter length directory and then store.

---

2605	MESSAGE	THE FILE SET USES MALFORMED CHARACTER CLASS (S/R 2605)
	CAUSE	The file set uses malformed character class.
	ACTION	Correct the fileset name.

---

2608	MESSAGE	A FILE NAME IN SPECIFIED PATH BEGINS WITH A "-" (S/R 2608)
	CAUSE	A file name in specified path begins with a "-".
	ACTION	Correct the fileset name.

---

---

2609	MESSAGE	A FILE SET SPECIFIED BEGINS WITH A "//" (S/R 2609)
	CAUSE	A file set specified begins with a "//".
	ACTION	Correct the fileset name.

---

2610	MESSAGE	A NEGATIVE FILE SET CONTAINS ".." (S/R 2610)
	CAUSE	A negative HFS file set containing ".." was found following an MPE file set.
	ACTION	Either make the right hand side MPE syntax or make the left hand side HFS syntax.

---

2611	MESSAGE	A NEGATIVE HFS FILE SET FOUND AFTER MPE FILESET. IF THE LEFT HAND SIDE OF THE "fileset1 - fileset2" IS AN MPE SET THEN THE RIGHT HAND SIDE MUST BE AN MPE FILESET. NOTE THAT AN UNQUALIFIED FILESET IS ALSO CONSIDERED AN HFS SET IF CURRENT WORKING DIRECTORY IS NOT A GROUP. (S/R 2611)
	CAUSE	A negative HFS file set was found following an MPE file set.
	ACTION	Either make the right hand side MPE syntax or make the left hand side HFS syntax.

---

2612	MESSAGE	THE HFS DOMAIN FILESET IS NOT ALLOWED WITH THE RENAME OPTION (S/R 2612)
	CAUSE	An attempt was made to use an HFS domain file set with the RENAME option.
	ACTION	Remove the RENAME option.

---

2613	MESSAGE	A NAME COMPONENT IN THE PATH SPECIFIED EXCEEDS THE MAXIMUM ALLOWED NAME LENGTH (S/R 2613)
	CAUSE	A HFS syntax filename component was too long.
	ACTION	Check the spelling and syntax of your input and retype the STORE command.

---

2651	MESSAGE	HFS FILE SCANNER ERROR SUBSYSTEM !, ERROR ! (S/R 2651)
	CAUSE	An unknown error was returned from the HFS scanner.
	ACTION	File a service request with Hewlett-Packard.

---

---

2652	MESSAGE	! NOT STORED: PATH DOES NOT EXIST
	CAUSE	The specified path does not exist.
	ACTION	Check the path name and retry.

---

2651	MESSAGE	HFS FILE SCANNER ERROR SUBSYSTEM !, ERROR ! (S/R 2651)
	CAUSE	An unknown error was returned from the HFS scanner.
	ACTION	File a service request with Hewlett-Packard.

---

2652	MESSAGE	! NOT STORED: PATH DOES NOT EXIST
	CAUSE	The specified path does not exist.
	ACTION	Check the path name and retry.

---

2653	MESSAGE	! NOT STORED: SPECIFIED DIRECTORY TOO DEEP
	CAUSE	The specified directory is too many levels deep.
	ACTION	Copy the files into a shallower level directory and then store.

---

2654	MESSAGE	! NOT STORED: UNKNOWN SCAN ERROR
	CAUSE	An unknown error was returned from the HFS scanner.
	ACTION	File a service request with Hewlett-Packard.

---

2655	MESSAGE	! NOT STORED: SECURITY VIOLATION
	CAUSE	A security violation was encountered.
	ACTION	Request that your system manager store the file.

---

2656	MESSAGE	! NOT STORED: NO TRAVERSE ACCESS
	CAUSE	The operation requires that the user have Traverse Directory (TD) access.
	ACTION	Request your system manager to store the file.

---

2657	MESSAGE	! NOT STORED: EXCLUSIVE OPEN VIOLATION
	CAUSE	An exclusive file open violation occurred.
	ACTION	Wait for the file to be closed, then store.

---

---

2658	MESSAGE	! NOT CONSIDERED: PATH NAME TOO LONG
	CAUSE	The specified path name is too long
	ACTION	Copy the file into a shorter length directory and then store.

---

2660	MESSAGE	! NOT STORED: SCANNER FAILED TO HPFOPEN NODE
	CAUSE	The scanner failed to HPFOPEN the node.
	ACTION	File a service request with Hewlett-Packard.

---

2661	MESSAGE	! NOT STORED: PATH NAME TOO LONG
	CAUSE	The specified path name is too long.
	ACTION	Copy the file into a shorter length directory and then store.

---

2662	MESSAGE	! SKIPPED: TRANSPORT TO MPE/XL INFORMATION FILE
	CAUSE	The file HFSMAP._HFSGROUP._HFSACCT was not restored.
	ACTION	Information only.

---

2663	MESSAGE	! NOT STORED: PATH NAME CONTAINED TOO MANY SYMBOLIC LINKS POSSIBLE CIRCULAR DEFINITION I.E. LINKA -> LINKB, LINKB -> LINKA
	CAUSE	The maximum number of symbolic link traversals was exceeded. This could indicate a circular definition.
	ACTION	Check the syntax of the input file set and reissue the store command.

---

2701	MESSAGE	THE UNDERBAR CHARACTER IS NOT ALLOWED WITH MPE SYNTAX CFILE NAME (S/R 2701)
	CAUSE	The underbar character (_) was specified as part of the file name in an MPE syntax entry.
	ACTION	Remove the underbar character or use HFS syntax.

---

2702	MESSAGE	THE UNDERBAR CHARACTER IS NOT ALLOWED WITH MPE SYNTAX GROUP NAME (S/R 2702)
	CAUSE	The underbar character (_) was specified as part of the group name in an MPE syntax entry.
	ACTION	Remove the underbar character or use HFS syntax.

---



---

2703	MESSAGE	THE UNDERBAR CHARACTER IS NOT ALLOWED WITH MPE SYNTAX ACCOUNT NAME (S/R 2703)
	CAUSE	The underbar character (-) was specified as part of the account name in an MPE syntax entry.
	ACTION	Remove the underbar character or use HFS syntax.

---

2704	MESSAGE	STORE/RESTORE FAILED TO GET CURRENT WORKING DIRECTORY FROM HIERARCHIAL DIRECTORY SUBSYSTEM. LOGON GROUP ASSUMED AS THE CURRENT WORKING DIRECTORY (S/R 2704)
	CAUSE	STORE/RESTORE failed to get the current working directory from the hierarchial directory subsystem.
	ACTION	File a service request with Hewlett-Packard.

---

2705	MESSAGE	! NOT RESTORED: COULD NOT CREATE PATH
	CAUSE	The file was not stored because the path could not be created.
	ACTION	Check to ensure that you have create directory capabilities.

---

2706	MESSAGE	FAILED TO CREATE TRANSPORT MAPPING FILE (S/R 2706)
	CAUSE	The transport mapping file was not created due to the lack of available disk space.
	ACTION	Check for available disk space. If that is not a problem, then file a service request with Hewlett-Packard.

---

2707	MESSAGE	RESTORE FAILED TO LINK IN THE OBJECT, ENCOUNTERED ERROR ! FROM HPDIR SUBSYSTEM (S/R 2707)
	CAUSE	RESTORE failed to link in the object.
	ACTION	File a service request with Hewlett-Packard.

---

2708	MESSAGE	! NOT RESTORED: CREATE=PATH OPTION NEEDED
	CAUSE	The file was not restored because the CREATE=PATH option is needed to create the missing portions of the file path.
	ACTION	Specify the CREATE=PATH option.

---

2709	MESSAGE	STORE/RESTORE ENCOUNTERED PASCAL LIBRARY ERROR !, AT CODE OFFSET ! (S/R 2709)
	CAUSE	A Pascal Library error was encountered.
	ACTION	File a service request with Hewlett-Packard.

---

---

2710	MESSAGE	! NOT STORED: ACD TRANSLATION ERROR (S/R 2710)
	CAUSE	An ACD translation error was encountered.
	ACTION	File a service request with Hewlett-Packard.

---

2711	MESSAGE	! NOT RESTORED: PATH IS NOT A DIRECTORY (S/R 2711)
	CAUSE	The specified path is not a directory.
	ACTION	Remove the existing file conflicting with the incoming path and retry.

---

2712	MESSAGE	RESTORE ENCOUNTERED ERROR ! FROM SUBSYS ! WHILE CREATING USER/GROUP DATABASE. THE PXUTIL.PUB.SYS UTILITY SHOULD BE RUN BY THE SYSTEM MANAGER TO RECREATE THE DATABASES.
	CAUSE	An error was encountered while creating the User/Group Database.
	ACTION	The system manager should run the PXUTIL.PUB.SYS utility to recreate the databases. Also you should file a service request with Hewlett-Packard.

---

2713	MESSAGE	THE BACKWARD TRANSPORT NAMES GENERATED FOR HIERARCHIAL DOMAIN FILES WRAPPED AROUND. RESTORING THIS MEDIA ON MPE XL 4.0 AND BEFORE MAY NOT RESTORE ALL OF THE HFS DOMAIN FILES. (S/R 2713)
	CAUSE	The backward transport names generated for hierarchial domain files wrapped around.
	ACTION	Do not use this media for backward migration to pre-HFS systems.

---

2714	MESSAGE	! NOT RESTORED: ERROR WAS ENCOUNTERED RESTORING ACD/OWNER OF THIS DIRECTORY. (S/R 2714)
	CAUSE	An error was encountered restoring the ACD/Owner of this directory.
	ACTION	Check capabilities to alter the existing directory. If the capabilities are appropriate, then file a service request with Hewlett-Packard.

---

---

2715	MESSAGE	THE UDERBAR CHARACTER IS NOT ALLOWED WITH MPE SYNTAX LOCKWORD. (S/R 2715)
	CAUSE	An attempt was made to use the underbar character (_) as part of the lockword.
	ACTION	Remove the underbar character from the lockword.

---

2716	MESSAGE	! NOT RESTORED: SECURITY VIOLATION. FAILED TO RESET OWNER OF THIS DIRECTORY ON DISK (S/R 2716)
	CAUSE	A security violation was encountered while attempting to reset the owner of the directory.
	ACTION	Check capabilities to alter the existing directory. If the capabilities are appropriate, then file a service request with Hewlett-Packard.

---

2717	MESSAGE	! NOT RESTORED: SECURITY VIOLATION. FAILED TO RESET ACD OF THIS DIRECTORY ON DISK (S/R 2717)
	CAUSE	A security violation was encountered while attempting to reset the ACD of the directory.
	ACTION	Check capabilities to alter the existing directory. If the capabilities are appropriate, then file a service request with Hewlett-Packard.

---

2718	MESSAGE	! WILL BE RESTORED WITH ORIGINAL CREATOR. SECURITY VIOLATION WHILE ATTEMPTING TO ALTER CREATOR
	CAUSE	The UID for this file could not be altered.
	ACTION	Check capabilities to alter the creator. If the capabilities are appropriate, then file a service request with Hewlett-Packard.

---

2719	MESSAGE	NAME BUFFER OVERFLOWED WHILE TRYING TO DISPLAY A FILE MESSAGE. (S/R 2719).
	CAUSE	The HFS syntax name is too long to be displayed.
	ACTION	None - the name of this file will not be displayed.

---

2720	MESSAGE	! NOT RESTORED: SYSTEM RESTRICTION ON SAVE FILE
	CAUSE	The file could not be restored because of implementation. Possibilities include trying to save "." or ".." to the directory.
	ACTION	Contact your HP representative.

---

---

2732	MESSAGE	'NODECOMPRESS' CANNOT BE USED WITH THE 'LISTDIR' OPTION (S/R 2732)
	CAUSE	The NODECOMPRESS and LISTDIR options cannot be used together.
	ACTION	Remove one of the two options and retype the command.

---

2733	MESSAGE	WARNING: 'NODECOMPRESS' OPTION REDUNDANTLY SPECIFIED (S/R 2733)
	CAUSE	The NODECOMPRESS option was entered more than once.
	ACTION	Information only.

---

2734	MESSAGE	VSTORE WAS UNABLE TO ALLOCATE SUFFICIENT MEMORY RESOURCES TO CARRY OUT DECOMPRESSION VALIDATION (S/R 2734)
	CAUSE	Due to memory pressure, VSTORE failed to allocate necessary memory.
	ACTION	Attempt to free up some memory on the system and reissue the command.

---

2744	MESSAGE	WARNING: 'STATISTICS' OPTION HAS BEEN REDUNDANTLY SPECIFIED (S/R 2744)
	CAUSE	The STATISTICS option was specified more than once.
	ACTION	Information only.

---

2745	MESSAGE	'STATISTICS' OPTION CANNOT BE USED WITH 'TRANSPORT' TO MPEv. (S/R 2745)
	CAUSE	The STATISTICS option cannot be used when creating MPEv media.
	ACTION	Remove one of the options and re-run the command.

---

2801	MESSAGE	! DATABASE NOT STORED: ERROR RETRIEVING FILE LIST OF IMAGE DATABASE
	CAUSE	STORE cannot store the specified IMAGE database because it could not determine what files were in the database.
	ACTION	Make sure that the root file of your database is not corrupted. You can also specify the ;PARTIALDB option to force STORE to store all available database files.

---

---

2802	MESSAGE	! DATABASE NOT STORED: ERROR RETRIEVING FILE LIST OF ALLBASE DATABASE
	CAUSE	STORE cannot store the specified ALLBASE database because it could not determine what files were in the database.
	ACTION	Make sure that the root file of your database is not corrupted. You can also specify the ;PARTIALDB option to force STORE to store all available database files.

---

2807	MESSAGE	! NOT STORED: FILE IS PART OF AN IMAGE DATABASE AND ROOT IS NOT SPECIFIED.
	CAUSE	Your fileset list includes files which belong to an image database whose root file is not specified.
	ACTION	Specify the root file name in the fileset list or use ;PARTIALDB option to force STORE to store all available database files.

---

2808	MESSAGE	! NOT STORED: FILE IS PART OF AN ALLBASE DB ENVIRONMENT AND DBCON IS NOT SPECIFIED.
	CAUSE	Your fileset list includes files which belong to a ALLBASE database whose DBCON file is not specified in the fileset.
	ACTION	Include the DBCON file in your fileset list or use ;PARTIALDB option to force STORE to store all available database files.

---

2811	MESSAGE	! ALLBASE DATABASE FAILED TO COMPLETE PROPERLY
	CAUSE	An error occurred while storing an ALLBASE database during a 7x24 True-Online backup.
	ACTION	Contact your HP Support Representative.

---

2812	MESSAGE	ERROR QUIESCING IMAGE DATABASE ! , STATUS = !
	CAUSE	STORE encountered error during quiescing (wait for database transactions to complete) the IMAGE database.
	ACTION	Contact your HP Support Representative.

---

2813	MESSAGE	ERROR QUIESCING ALLBASE DATABASE ! , STATUS = !
	CAUSE	STORE encountered error while quiescing (wait for database transactions to complete) the ALLBASE database.
	ACTION	Contact your HP Support Representative.

---

---

2816	MESSAGE	! ERROR CHECKING QUIESCE STATUS FOR IMAGE DATABASE
	CAUSE	STORE encountered error while quiescing (wait for database transactions to complete) the IMAGE database.
	ACTION	Contact your HP Support Representative.

---

2817	MESSAGE	! ERROR CHECKING QUIESCE STATUS FOR ALLBASE DATABASE
	CAUSE	STORE encountered error while quiescing (wait for database transactions to complete) the ALLBASE database.
	ACTION	Contact your HP Support Representative.

---

2820	MESSAGE	! ERROR UNQUIESCING IMAGE DATABASE
	CAUSE	STORE encountered while unquiescing (allow new transactions to start) the IMAGE database.
	ACTION	Call your HP Support Representative.

---

2821	MESSAGE	! ERROR UNQUIESCING ALLBASE DATABASE
	CAUSE	STORE encountered an error while unquiescing (allow new transactions to start) the ALLBASE database.
	ACTION	Contact your HP Support Representative.

---

2824	MESSAGE	! DATABASE NOT STORED: FILE MISSING FROM IMAGE DATABASE
	CAUSE	All of the files in the TurboIMAGE database could not be found on the system.
	ACTION	STORE will not store an incomplete database, by default. Make sure all database files exist on the system. If you need to store an incomplete database, use the ;PARTIALDB option.

---

2825	MESSAGE	! DATABASE NOT STORED: FILE MISSING FROM ALLBASE DATABASE
	CAUSE	All of the files in the ALLBASE database could not be found on the system.
	ACTION	STORE will not store an incomplete database, by default. Make sure all database files exist on the system. If you need to store an incomplete database, use the ;PARTIALDB option.

---

---

2830      MESSAGE      ! NOT RESTORED: A FILE OF THIS APPLICATION SET WAS PURGED DURING STORE

CAUSE      When the database was stored, one of more of the files in the database was purged before the sync point. Since RESTORE cannot restore the entire database, it will not restore any of the files in the database.

ACTION      If you really need to restore all of the files in the database, even though the database will be incomplete, specify the ;PARTIALDB option and restore the files again.

---

3000      MESSAGE      ! NOT STORED: UNEXPECTED TRAP OCCURRED WHILE ATTACHING FILE

CAUSE      Unexpected error occurred while adding this file to the media directory list.

ACTION      Make sure the file exists and try the STORE command again.

---

3001      MESSAGE      WARNING: UNEXPECTED TRAP OCCURRED WHILE DETACHING FILE ! (S/R 3001)

CAUSE      Unexpected error occurred while disabling the logging and releasing the resources for this file.

ACTION      Do a VSTORE to verify that this file was stored properly. Otherwise try storing the file again.

---

3002      MESSAGE      SHADOW WAS UNABLE TO INITIALIZE THE UFID HASH/CACHE SEMAPHORE (S/R 3002)

CAUSE      Internal error occurred while initializing the logging facility for the store.

ACTION      Report the error received to your HP Support Representative.

---

3003      MESSAGE      AN UNEXPECTED TRAP OCCURRED WHILE CREATING THE SHADOW ENVIRONMENT (S/R 3003)

CAUSE      An internal error occurred while creating the logging facility for the store.

ACTION      Report the error received to your HP Support Representative.

---

---

3004	MESSAGE	AN UNEXPECTED TRAP OCCURRED WHILE INSERTING THE SHADOW ENVIRONMENT INTO THE GLOBAL SHADOW CONTROL BLOCK (S/R 3004)
	CAUSE	An internal error occurred while creating the logging facility for the store.
	ACTION	Report the error received to your HP Support Representative.

---

3005	MESSAGE	SHADOW WAS UNABLE TO GET ITS KSO WHILE RELEASING THE SHADOW ENVIRONMENT (S/R 3005)
	CAUSE	An internal error occurred while creating the logging facility for the STORE.
	ACTION	Report the error received to your HP Support Representative.

---

3006	MESSAGE	SHADOW WAS UNABLE TO LOCK THE GLOBAL CONTROL BLOCK WHILE RELEASING THE SHADOW ENVIRONMENT (S/R 3006)
	CAUSE	An internal error occurred while creating the logging facility for the store.
	ACTION	Report the error received to your HP Support Representative.

---

3007	MESSAGE	! NOT STORED: FILE SEMAPHORE NOT OBTAINED DURING ATTACH
	CAUSE	Shadow logging failed for this file.
	ACTION	Close the file and try storing the file again.

---

3008	MESSAGE	! NOT STORED: FILE CLOSE FAILED DURING ATTACH
	CAUSE	An internal error occurred during shadow logging.
	ACTION	Try storing the file again.

---

3009	MESSAGE	! NOT STORED: UNEXPECTED FATAL SHADOW ERROR ! ENCOUNTERED
	CAUSE	An unexpected internal error occurred while logging the file.
	ACTION	Try storing the file again and report this error to your HP Support Representative.

---

3019	MESSAGE	SHADOW WAS UNABLE TO GET A SEMAPHORE FOR THE GLOBAL SHADOW ENVIRONMENT (S/R 3009)
	CAUSE	An internal error occurred during shadow logging.
	ACTION	Report this error to your HP Support Representative.

---



---

3020	MESSAGE	SHADOW GET AI LOGGING INFO ROUTINE ENCOUNTERED ERROR (S/R 3020)
	CAUSE	An internal error occurred while shadow logging.
	ACTION	Report this error to your HP Support Representative.

---

3021	MESSAGE	SHADOW ENABLE AI LOGGING ROUTINE ENCOUNTERED ERROR (S/R 3021)
	CAUSE	An internal error occurred while shadow logging.
	ACTION	Report this error to your HP Support Representative.

---

3022	MESSAGE	SHADOW NOTIFY SYNC POINT ROUTINE ENCOUNTERED ERROR (S/R 3022)
	CAUSE	An internal error occurred while shadow logging.
	ACTION	Report this error to your HP Support Representative.

---

3023	MESSAGE	SHADOW ENABLE STORE RECOVERY ROUTINE ENCOUNTERED ERROR (S/R 3023)
	CAUSE	An internal error occurred while shadow logging.
	ACTION	Report this error to your HP Support Representative.

---

3025	MESSAGE	AN ERROR TRAP OCCURRED WHILE GETTING IMAGE OF THE USER MAPPED FILE AT THE SYNC POINT
	CAUSE	An internal error occurred while shadow logging this file.
	ACTION	Try storing the file again.

---

3026	MESSAGE	! WARNING: LOG DATA WRITTEN FOR FILE MAY NOT BE THE MOST RECENT
	CAUSE	This cm file was open during sync point. So the copy of the file stored may not be a very recent copy. The copy was taken either at the last close or FCONTROL 6.
	ACTION	Close the file and try storing the file again.

---



## SVIPC

---

### (Subsystem 520)

This section presents error message for the SVIPC subsystem (Subsystem 520).

---

1	MESSAGE	Could not initialize SVIPC data structure (SVIPCERR 1)
	CAUSE	A call to <code>cb_init</code> failed when attempting to initialize a semaphore associated with a SVIPC data structure.
	ACTION	Examine the process error stack for the <code>cb_init</code> error to determine cause.

---

2	MESSAGE	SVIPC resource has been removed from the system (SVIPCERR 2)
	CAUSE	A SVIPC resource on which a process was waiting (message queue or semaphore) was removed from the system before the wait condition was satisfied.
	ACTION	Application dependent.

---

3	MESSAGE	SVIPC resource limits exceeded, cannot create (SVIPCERR 2)
	CAUSE	A <code>get()</code> call failed because the configured or system-imposed maximums for this type of SVIPC resource have been exceeded; there are no available entries in the SVIPC Entry Table, a new resource cannot be created.
	ACTION	Remove SVIPC resources which are no longer used from the system. If configured limits do not exceed system-imposed maximums, they may be increased, but only if no resources of that type are currently allocated on the system.

---

---

4	MESSAGE	Cannot create SVIPC resource IPC_EXCL; entry already exists (SVIPCERR 4)
	CAUSE	A SVIPC get() call was made with the IPC_CREAT and IPC_EXCL flags specified, but an entry already existed for the specified key.
	ACTION	(Application dependent) Specify a different (unique) key on the get() call.

---

5	MESSAGE	Invalid mode specified on SVIPC get() call; does not match existing entry's access mode (SVIPCERR 5)
	CAUSE	A mode permissions mask was specified on a SVIPC get() call which is inconsistent (not a subset of and not equal to) with the mode mask with which the existing resource was created.
	ACTION	(Application dependent) Specify a mode mask which matches or is a subset of the mode mask for the existing SVIPC resource.

---

6	MESSAGE	Nonexistent key specified on a SVIPC get() call (SVIPCERR 6)
	CAUSE	A SVIPC get() call was made without IPC_CREAT specified, and no existing SVIPC resource entry was found with the specified key.
	ACTION	(Application dependent) Make sure the appropriate key was specified, or if a new resource should be created, make sure IPC_CREAT is specified in the flags.

---

7	MESSAGE	An invalid id was specified on a SVIPC call (SVIPCERR 7)
	CAUSE	The id specified on a SVIPC call was invalid. No entry exists with that id, or the resource associated with that id was removed from the system.
	ACTION	(Application dependent) Make sure that the appropriate id was specified on the SVIPC call. Verify that the associated resource still exists on the system.

---

---

8	MESSAGE	A key value of IPC_PRIVATE cannot be specified on a ipcrm command (SVIPCERR 8)
	CAUSE	An ipcrm command was issued with a key parameter, but the key was IPC_PRIVATE. Only global keys or a valid id may be specified with ipcrm.
	ACTION	If the resource was created with the IPC_PRIVATE key, then the id must be specified on the ipcrm command. Otherwise, the correct global key value (or id) must be specified.

---

9	MESSAGE	The SVIPC resource associated with id is pending removal and cannot be accessed (SVIPCERR )
	CAUSE	A SVIPC call was made with an id whose associated resource is in the process of being removed from the system (due to a previous remove command). The resource cannot be accessed.
	ACTION	Application dependent.

---

10	MESSAGE	The SVIPC resource associated with key has been removed from the system (SVIPCERR 10)
	CAUSE	During processing of a SVIPC get() request, a resource entry with a matching key was found, but another process removed the resource from the the system before the cb_lock semaphore for the entry could be obtained.
	ACTION	Application dependent.

---

11	MESSAGE	The calling process for a SVIPC ctl() call does not have appropriate privilege or access to the associated resource (SVIPCERR 11)
	CAUSE	A SVIPC ctl() was made with a command to alter an existing SVIPC resource, and the calling process was not the owner or the creator of the resource or does not have SM capability.
	ACTION	Application dependent. Make the ctl() call to alter or remove the existing resource from a process with a UID that matches the current owner or creator of the resource, or from a process that has SM capability.

---

---

12	MESSAGE	Error accessing the SVIPC KPO pointer (SVIPCERR 12)
	CAUSE	An error was encountered when attempting to access the SVIPC KPO pointer from a get_kpo_pointer call.
	ACTION	Examine the process error stack to determine the error encountered by get_kpo_pointer.

---

13	MESSAGE	SVIPC KSO does not exist (SVIPCERR 13)
	CAUSE	An attempt to access the SVIPC KSO failed; the pointer returned from get_kso_pointer was nil and the attempt to create the KSO failed.
	ACTION	Unexpected error. Examine the process error stack for possible cause.

---

14	MESSAGE	SVIPC KPO does not exist (SVIPCERR 14)
	CAUSE	An attempt to access the SVIPC KPO failed; the pointer returned from get_kpo_pointer was nil and the attempt to create the KPO failed.
	ACTION	Unexpected error. Examine the process error stack for possible cause.

---

15	MESSAGE	Failed to create the SVIPC KPO (SVIPCERR 15)
	CAUSE	An attempt to create the process local SVIPC KPO failed.
	ACTION	Examine the process error stack for other relevant error information to determine the cause of the failure.

---

16	MESSAGE	Failed to create the SVIPC KSO or other global data (SVIPCERR 16)
	CAUSE	An attempt to create the SVIPC KSO or related global data structure failed.
	ACTION	Examine the process error stack for the process reporting the error to determine the cause of the failure.

---

---

17	MESSAGE	Failed to create SVIPC virtual space domain (SVIPCERR 17)
	CAUSE	A call to create_virtual_space_domain failed when setting up the SVIPC global data structures.
	ACTION	Examine the process error stack to determine the cause of the create_virtual_space_domain failure.

---

18	MESSAGE	Creation of SVIPC Entry Table failed. (SVIPCERR 18)
	CAUSE	A call to create_object failed when setting up the SVIPC entry table global data structure.
	ACTION	Examine the process error stack to determine the cause of the create_object failure.

---

19	MESSAGE	Creation of SVIPC global message frame pool failed. (SVIPCERR 19)
	CAUSE	A call to create_object failed when setting up the SVIPC message frame pool global data structure.
	ACTION	Examine the process error stack to determine the cause of the create_object failure.

---

20	MESSAGE	Creation of an SVIPC semaphore set failed. (SVIPCERR 20)
	CAUSE	A call to create_object failed when creating a SVIPC semaphore set after a semget() call.
	ACTION	Examine the process error stack to determine the cause of the create_object failure.

---

31	MESSAGE	Failed to queue a process waiting on a SVIPC resource. (SVIPCERR 31)
	CAUSE	A call to put_wait_queue failed when attempting to queue a process on a wait queue associated with a SVIPC resource.
	ACTION	Examine the process error stack to determine the cause of the failure in put_wait_queue.

---

---

32	MESSAGE	A signal or soft interrupt was received by a process queued on a SVIPC resource (SVIPCERR 32)
	CAUSE	A SVIPC process wait (message queue or semaphore wait) was terminated by receipt of a signal or other soft interrupt, before the wait condition was satisfied.
	ACTION	Application dependent.

---

33	MESSAGE	Failure occurred when attempting to wake a process from a SVIPC process wait (SVIPCERR 33)
	CAUSE	A call to <code>reply_to_waiter</code> failed when attempting to wake a process queued to a SVIPC process wait queue for a SVIPC resource.
	ACTION	Examine the process error stack to determine the cause of the failure in <code>reply_to_waiter</code> .

---

34	MESSAGE	Failure occurred when attempting to queue a process waiting on a SVIPC resource (SVIPCERR 34)
	CAUSE	A process could not be queued on a SVIPC process wait queue because the <code>cb_lock</code> semaphore associated with the wait queue had not been obtained.
	ACTION	Internal SVIPC error. Report error to HP.

---

100	MESSAGE	Invalid size specified on <code>shmget()</code> call (SVIPCERR 100)
	CAUSE	The size parameter on a <code>shmget()</code> call was either outside of the acceptable configured range or (if the shared memory area already exists) did not match the size of the existing shared memory area.
	ACTION	Make sure the size specified is within the configured range for the system ( <code>min_shm_size</code> and <code>max_shm_size</code> ) or, if a shared memory area already exists for the specified key, that the size matches the existing size.

---



---

101	MESSAGE	Invalid buf parameter passed to shmctl() (SVIPCERR 101)
	CAUSE	The buf parameter passed to shmctl() was invalid or could not be accessed to perform the specified cmd.
	ACTION	Check that the buf structure was declared properly and specified properly on the shmctl() call.

---

102	MESSAGE	Caller does not have appropriate privilege or access rights to perform a shmctl() IPC_STAT command (SVIPCERR 102)
	CAUSE	The caller does not have read access for the SVIPC shared memory resource, and is not privileged (SM capability).
	ACTION	Ensure that the caller has appropriate privilege to perform the requested IPC_STAT command.

---

103	MESSAGE	An invalid cmd was specified on a shmctl() call (SVIPCERR 103)
	CAUSE	The cmd parameter on a shmctl() call was not valid.
	ACTION	Verify that an appropriate value is assigned to the cmd parameter.

---

104	MESSAGE	SVIPC shared memory could not be frozen (SVIPCERR 104)
	CAUSE	An error was encountered when attempting to freeze a SVIPC shared memory region into MPE/iX main memory. This functionality is not available on initial releases of SVIPC/iX.
	ACTION	If SHM_LOCK is supported on this release of MPE/iX, then examine the process error stack to determine the cause of the error returned from the MPE/iX freeze routine.

---

---

105      MESSAGE      SVIPC shared memory could not be unfrozen (SVIPCERR 105)

         CAUSE        An error was encountered when attempting to unfreeze a SVIPC shared memory region from MPE/iX main memory. This functionality is not available on initial releases of SVIPC/iX.

         ACTION      If SHM\_UNLOCK is supported on this release of MPE/iX, then examine the process error stack to determine the cause of the error returned from the MPE/iX unfreeze routine.

---

106      MESSAGE      The SVIPC shared memory region was not found (SVIPCERR 106)

         CAUSE        The shmaddr value specifying an attached shared memory region was invalid.

         ACTION      Verify that the shmaddr parameter was correct

---

107      MESSAGE      Process does not have access required for shmat() (SVIPCERR 107)

         CAUSE        A process wishes to attach to a shared memory region, but does not have read access to the SVIPC resource.

         ACTION      Ensure that the calling process has appropriate privilege and access to the SVIPC resource.

---

108      MESSAGE      Process does not have access required for shmat() (SVIPCERR 108)

         CAUSE        A process wishes to attach to a shared memory region, but does not have write access to the SVIPC resource and SHM\_RDONLY was not specified.

         ACTION      Make sure SHM\_RDONLY is specified in the flags, if appropriate; otherwise, make sure the calling process has appropriate privilege and access to the SVIPC resource.

---

---

109	MESSAGE	SHM_RND is not supported (SVIPCERR 109)
	CAUSE	A process specified SHM_RND in the flags parameter of a shmat() call, but SHM_RND is not supported on MPE/iX.
	ACTION	Remove the SHM_RND specification from the flags parameter.

---

110	MESSAGE	Invalid shmaddr specified on shmat() call (SVIPCERR 110)
	CAUSE	A process specified a nonzero shmaddr value on a shmat() call, but shmaddr does not match the address of the existing shared memory area. MPE/iX does not allow the caller to specify an arbitrary attach address.
	ACTION	Make sure the shmaddr parameter is either zero or matches the address of the shared memory area exactly.

---

111	MESSAGE	Failure occurred in shmat() call (SVIPCERR 111)
	CAUSE	An error was encountered in MPE/iX procedure add_protectid_entry when attempting to process a shmat() request.
	ACTION	Examine the process error stack to determine the cause of the error in add_protectid_entry.

---

112	MESSAGE	Failure occurred in a shmdt() call (SVIPCERR 112)
	CAUSE	An error was encountered in MPE/iX procedure delete_protectid_entry when attempting to process a shmdt() request.
	ACTION	Examine the process error stack to determine the cause of the error in delete_protectid_entry.

---

113	MESSAGE	Failure occurred in shmget () call (SVIPCERR 113)
	CAUSE	An error was encountered in MPE/iX procedure allocate_pid when attempting to associate an MPE/iX pid with a shared memory region.
	ACTION	Examine the process error stack to determine the cause of the error in allocate_pid.

---

---

114      MESSAGE      Could not allocate SVIPC shared memory (SVIPCERR 114)  
CAUSE              An error was encountered in create\_object when attempting to  
                     create a SVIPC shared memory region.  
ACTION             Examine the process error stack to determine the cause of the  
                     error in create\_object.

---

115      MESSAGE      Could not remove a SVIPC shared memory region (SVIPCERR  
                     115)  
CAUSE              An error was encountered in release\_object when attempting to  
                     remove a SVIPC shared memory region.  
ACTION             Examine the process error stack to determine the cause of the  
                     error in release\_object.

---

116      MESSAGE      shmat() failed; process already attached (SVIPCERR 116)  
CAUSE              A process attempted to attached to a shared memory region to  
                     which it was already attached. This is not allowed on MPE/iX.  
ACTION             Application dependent.

---

117      MESSAGE      shmat() failed; process limit exceeded (SVIPCERR 117)  
CAUSE              A process attempted to attach to a shared memory region but  
                     was already attached to the maximum allowable regions (256).  
                     There were no available entries in the associated KPO table.  
ACTION             Application dependent. Detach from another shared memory  
                     region in order to attach to a new shared memory region.

---

118      MESSAGE      Invalid shmaddr specified on shmdt() call (SVIPCERR 118)  
CAUSE              The shmaddr value specified on the shmdt() call did not  
                     correspond to a currently attached shared memory region for the  
                     process. No matching entry was found in the KPO shm\_id\_table.  
ACTION             Ensure that the shmaddr value passed on the shmdt() call is  
                     correct (same value returned from the previous shmat() call).

---

---

200	MESSAGE	Invalid buf parameter on msgctl() call (SVIPCERR 200)
	CAUSE	The buf parameter passed to msgctl() was invalid or could not be accessed to perform the specified cmd.
	ACTION	Check that the buf structure was declared properly and specified properly on the msgctl() call.

---

201	MESSAGE	Caller does not have appropriate privilege or access rights to perform a msgctl() IPC_STAT command (SVIPCERR 201)
	CAUSE	The caller does not have read access for the SVIPC message queue resource, and is not privileged (SM capability).
	ACTION	Ensure that the caller has appropriate privilege or access rights to perform the requested IPC_STAT command.

---

202	MESSAGE	msgctl() failed; invalid cmd specified (SVIPCERR 202)
	CAUSE	The cmd parameter on a msgctl() call is invalid or unrecognized.
	ACTION	Ensure that the cmd parameter is assigned a valid value.

---

203	MESSAGE	Invalid msgsz parameter specified (SVIPCERR 203)
	CAUSE	A msgsz value was specified that was negative or that exceeded the largest allowable message size configured for the system.
	ACTION	Make sure the msgsz parameter is positive and is within an acceptable range for the current SVIPC configuration.

---

204	MESSAGE	msgrcv() failed; message is too large (SVIPCERR 204)
	CAUSE	The message to be received from a msgrcv() call is larger than the user-specified buffer size (msgsz), and MSG_NOERROR was not specified in the msgflg parameter.
	ACTION	Application dependent. Specifying MSG_NOERROR in the msgflg allows the message to be truncated without an error indication.

---

---

205	MESSAGE	<code>msgsnd()</code> failed; insufficient privilege or access rights (SVIPCERR 205)
	CAUSE	A <code>msgsnd()</code> failed because the calling process does not have write access to the message queue, and is not privileged (SM capability).
	ACTION	Ensure that the calling process has appropriate access to the message queue.

---

206	MESSAGE	<code>msgrcv()</code> failed; insufficient privilege or access rights (SVIPCERR 206)
	CAUSE	A <code>msgrcv()</code> failed because the calling process does not have read access to the message queue, and is not privileged (SM capability).
	ACTION	Ensure that the calling process has appropriate access to the message queue.

---

207	MESSAGE	<code>msgsnd()</code> failed; invalid <code>msgp</code> parameter (SVIPCERR 207)
	CAUSE	The <code>msgp</code> buffer passed on a <code>msgsnd()</code> call is invalid or cannot be accessed for reading.
	ACTION	Ensure that the <code>msgp</code> structure is defined correctly and is passed correctly on the <code>msnd()</code> call.

---

208	MESSAGE	<code>msgsnd()</code> failed; negative <code>mtype</code> specified (SVIPCERR 208)
	CAUSE	The <code>mtype</code> value in the <code>msgp</code> structure was negative. This is invalid on a <code>msgsnd()</code> call (the <code>mtype</code> must be $\geq 0$ ).
	ACTION	Ensure that a nonnegative <code>mtype</code> value is specified in the <code>msgp</code> structure on a <code>msgsnd()</code> call.

---

---

209	MESSAGE	<code>msgrcv()</code> failed; no message of appropriate type was found and <code>IPC_NOWAIT</code> was specified (SVIPCERR 209)
	CAUSE	There were no messages of the type requested on the <code>msgrcv()</code> call queued to the message queue. The <code>IPC_NOWAIT</code> option was specified, so instead of queuing the process, an error is returned.
	ACTION	Application dependent.

---

210	MESSAGE	<code>msgsnd()</code> failed; not enough room on the message queue for the message and <code>IPC_NOWAIT</code> was specified (SVIPCERR 210)
	CAUSE	The message could not be sent because the configured maximum for bytes queued to a message queue would be exceeded. <code>IPC_NOWAIT</code> was specified so instead of queuing the process, an error is returned.
	ACTION	Application dependent.

---

211	MESSAGE	<code>msgsnd()</code> failed; message frame allocation error (SVIPCERR 211)
	CAUSE	An error occurred when attempting to allocate frames from the global SVIPC message frame pool.
	ACTION	Examine the process error stack to determine the cause of the frame allocation error.

---

212	MESSAGE	Error occurred in SVIPC message frame deallocation (SVIPCERR 212)
	CAUSE	An error occurred when attempting to deallocate message frames from a message queue and return them to the global SVIPC message frame pool.
	ACTION	Examine the process error stack to determine the cause of the frame allocation error.

---

---

213	MESSAGE	Insufficient privilege to increase message queue size (SVIPCERR 213)
	CAUSE	The calling process attempted to increase the message queue size in a msgctl() call, but does not have SM capability.
	ACTION	Ensure that the calling process has appropriate capability to reconfigure (increase) the global SVIPC message queue size configuration value.

---

214	MESSAGE	msgrcv() failed; error processing message frame list (SVIPCERR 214)
	CAUSE	An error was encountered while traversing the linked list of message frames associated with a large (>1K) message; the link was broken.
	ACTION	Report the error condition to HP, along with any other error information from the process error stack (and related process error stacks).

---

300	MESSAGE	Invalid buf parameter on semctl() call (SVIPCERR 300)
	CAUSE	The buf parameter passed to semctl() was invalid or could not be accessed to perform the specified cmd.
	ACTION	Check that the buf structure was declared properly and specified properly on the semctl() call.

---

301	MESSAGE	Insufficient access rights or privilege to perform requested operation on SVIPC semaphore. (SVIPCERR 301)
	CAUSE	A call to semctl() or semop() failed because the calling process does not have appropriate privilege or access to the SVIPC semaphore set.
	ACTION	Ensure that the calling process has appropriate access and privilege to perform the requested function.

---



---

302	MESSAGE	<code>semctl()</code> failed; invalid cmd parameter (SVIPCERR 302)
	CAUSE	The cmd parameter specified on a <code>semctl()</code> call was invalid.
	ACTION	Check that a valid value is being assigned to the cmd parameter for the <code>semctl()</code> call.

---

303	MESSAGE	The arg parameter passed on a <code>semctl()</code> call is invalid or cannot be accessed (SVIPCERR 303)
	CAUSE	An error was encountered when attempting to access the arg parameter passed on a <code>semctl()</code> call for a GETALL, SETVAL, or SETALL cmd.
	ACTION	Ensure that the arg structure was declared properly and was passed properly on the <code>semctl()</code> call.

---

304	MESSAGE	<code>semop()</code> failed; invalid sembuf parameter (SVIPCERR 304)
	CAUSE	The sembuf parameter passed on a <code>semop()</code> call was invalid or could not be accessed.
	ACTION	Ensure that the sembuf structure was declared properly and passed properly on the <code>semop()</code> call.

---

305	MESSAGE	<code>semget()</code> failed; invalid nsems parameter (SVIPCERR 305)
	CAUSE	The nsems parameter passed on a <code>semget()</code> call exceeded configured SVIPC limits, or, if a semaphore set already existed for the key, did not match the number of semaphores in the existing set.
	ACTION	Ensure that the nsems parameter is within valid limits and (if the semaphore set exists) matches the number of semaphores in the existing semaphore set.

---

---

306	MESSAGE	<code>semop()</code> failed; invalid sops array element (SVIPCERR 306)
	CAUSE	The <code>sem_num</code> specified in a sops array element was invalid (negative number or exceeded the largest index in the semaphore set).
	ACTION	Ensure that the <code>sem_num</code> values in the sops array specify valid elements in the semaphore set. The semaphore set uses 0-based indexing.

---

307	MESSAGE	<code>semop()</code> failed; invalid nsops parameter (SVIPCERR 307)
	CAUSE	The <code>nsops</code> parameter passed to <code>semop()</code> was invalid (negative number or exceeded configured maximums).
	ACTION	Ensure that the <code>nsops</code> parameter is within acceptable limits.

---

308	MESSAGE	Failed to create SVIPC semaphore set (SVIPCERR 308)
	CAUSE	An error occurred while attempting to create a SVIPC semaphore set in response to a <code>semget()</code> call.
	ACTION	Examine the process error stack to determine the cause of the creation failure.

---

309	MESSAGE	<code>semop()</code> failed; value out of range (SVIPCERR 309)
	CAUSE	The specified <code>semop()</code> values would cause the resulting semaphore value (or the <code>semadj</code> value, if <code>SEM_UNDO</code> was specified) to exceed configured limits.
	ACTION	Application dependent. If the <code>semop()</code> values are specified correctly, then ensure that the current SVIPC configuration will support the application.

---

310	MESSAGE	<code>semctl()</code> failed; invalid <code>semnum</code> parameter (SVIPCERR 310)
	CAUSE	The <code>semnum</code> parameter on a <code>semctl()</code> call did not identify a valid semaphore in the semaphore set. The value was out of range.
	ACTION	Ensure that the <code>semnum</code> specified is valid for the semaphore set specified.

---

---

311      MESSAGE      `semop()` failed; invalid `sem_op` value (SVIPCERR 311)

CAUSE      The `sem_op` value specified in a `sops` array element exceeds the maximum allowable `sem_op` value in the SVIPC configuration settings.

ACTION      Application dependent. If the `sem_op` value is valid, then ensure that the SVIPC configuration will support the application.

---

312      MESSAGE      `semop()` failed; SEM\_UNDO could not be processed (SVIPCERR 312)

CAUSE      SEM\_UNDO was specified for one or more operations in the `semop()` call and the `sem_id_table` in the KPO was full; the SEM\_UNDO could not be processed. Undo operations for up to 64 semaphores can be tracked.

ACTION      Application dependent. If an application must simultaneously operate on more than 64 semaphores (with SEM\_UNDO), this cannot be supported by the current SVIPC implementation on MPE/iX.

---

313      MESSAGE      `semop()` failed; process would block on the semaphore but IPC\_NOWAIT was specified (SVIPCERR 313)

CAUSE      The operation(s) requested in the `semop()` call would result in a process block on the related semaphore(s), but IPC\_NOWAIT was specified. An error is returned to the caller.

ACTION      Application dependent.

---

400      MESSAGE      `ipcrm` failed; invalid type parameter (SVIPCERR 400)

CAUSE      The type parameter on the `ipcrm` interactive command was invalid. Must be an upper or lowercase Q, M, or S.

ACTION      Ensure that a valid type is specified on the command line.

---

---

401        MESSAGE        `ipcs` or `setconfig` failed; internal error (SVIPCERR 401)  
CAUSE        An error was encountered when processing an interactive `ipcs` or  
              `setconfig` command. Internal routine `svipc_info` encountered an  
              error.  
ACTION        Unexpected error. Make sure the SVIPCUTL.PUB.SYS program  
              file is valid and compatible with the SVIPC version on this  
              MPE/iX release.

---

402        MESSAGE        `ipcs` or `setconfig` failed; internal error (SVIPCERR 402)  
CAUSE        The `info_arg1` parameter passed to internal routine `svipc_info` is  
              invalid or cannot be accessed.  
ACTION        Unexpected error. Make sure the SVIPCUTL.PUB.SYS program  
              file is valid and compatible with the SVIPC version on this  
              MPE/iX release.

---

403        MESSAGE        `ipcs` or `setconfig` failed; internal error (SVIPCERR 403)  
CAUSE        The `info_key` parameter passed to internal routine `svipc_info` is  
              invalid or cannot be accessed.  
ACTION        Unexpected error. Make sure the SVIPCUTL.PUB.SYS program  
              file is valid and compatible with the SVIPC version on this  
              MPE/iX release.

---

404        MESSAGE        `setconfig` command failed; internal error (SVIPCERR 404)  
CAUSE        An error was encountered by internal routine `svipc_control` when  
              processing a `setconfig` command.  
ACTION        Unexpected error. Make sure the SVIPCUTL.PUB.SYS program  
              file is valid and compatible with the SVIPC version on this  
              MPE/iX release.

---

---

405      MESSAGE      `setconfig` command failed; internal error (SVIPCERR 405)  
CAUSE              The `ctrl_arg1` parameter passed to internal routine `svipc_control` on a `setconfig` command was invalid or inaccessible.  
ACTION             Unexpected error. Make sure the `SVIPCUTL.PUB.SYS` program file is valid and compatible with the SVIPC version on this MPE/iX release.

---

406      MESSAGE      `setconfig` command failed; internal error (SVIPCERR 406)  
CAUSE              The `ctrl_key` parameter passed to internal routine `svipc_control` was invalid.  
ACTION             Unexpected error. Make sure the `SVIPCUTL.PUB.SYS` program file is valid and compatible with the SVIPC version on this MPE/iX release.

---

407      MESSAGE      `ftok()` failed; invalid path parameter (SVIPCERR 407)  
CAUSE              The path name string passed to `ftok` was invalid or inaccessible.  
ACTION             Ensure that the path name string variable is properly declared and is being passed properly in the `ftok()` call.

---

408      MESSAGE      `ftok()` failed; file system error (SVIPCERR 408)  
CAUSE              The `ftok()` failed because the `flabelinfo` intrinsic returned an error.  
ACTION             Examine the process error stack to determine the cause of the failure in `flabelinfo`.

---

409      MESSAGE      Configuration of SVIPC shared memory failed (SVIPCERR 409)  
CAUSE              A `setconfig` command to alter shared memory configuration failed because shared memory is currently in use on the system or the configuration value(s) specified is invalid or inconsistent.  
ACTION             Ensure that no SVIPC shared memory regions are currently allocated on the system before reconfiguring. Ensure that the configuration value(s) specified is within acceptable limits and does not conflict with other values.

---

---

410	MESSAGE	Configuration of SVIPC message queues failed (SVIPCERR 410)
	CAUSE	A setconfig command to alter message queue configuration failed because message queues are currently in use on the system or the configuration value(s) specified is invalid or inconsistent.
	ACTION	Ensure that no SVIPC message queues are currently allocated on the system before reconfiguring. Ensure that the configuration value(s) specified is within acceptable limits and does not conflict with other values.

---

411	MESSAGE	Configuration of SVIPC semaphores failed (SVIPCERR 411)
	CAUSE	A setconfig command to alter semaphore configuration failed because semaphores are currently in use on the system or the configuration value(s) specified is invalid or inconsistent.
	ACTION	Ensure that no SVIPC semaphore sets are currently allocated on the system before reconfiguring. Ensure that the configuration value(s) specified is within acceptable limits and does not conflict with other values.

---

## Threshold Manager

---

### (THMGERR)

The following are the error messages for Threshold Manager.

1	MESSAGE	An invalid resource was specified. (THMGRERR 1)
	CAUSE	The resource name specified is not recognized as a valid resource.
	ACTION	Check the spelling of the resource specified or execute a <b>SHOW</b> command to get a list of the resources recognized by this utility.
<hr/>		
2	MESSAGE	Invalid control option or name was specified. (THMGRERR 2)
	CAUSE	The control value parameter is not a valid control option or a recognizable control name.
	ACTION	Check the value of the option specified.
<hr/>		
3	MESSAGE	Threshold Manager function is invalid. (THMGRERR 3)
	CAUSE	The function passed to THMGRRES.PUB.SYS is invalid.
	ACTION	Restore a backup copy of the THMGRRES.PUB.SYS file.
<hr/>		
4	MESSAGE	Threshold Manager control procedure invalid. (THMGRERR 4)
	CAUSE	The control passed to THMGRCTL.PUB.SYS is invalid.
	ACTION	Restore a backup copy of the THMGRCTL.PUB.SYS file.
<hr/>		
5	MESSAGE	Resource name does not match an internal table resource. (THMGRERR 5)
	CAUSE	Internal error. It is possible that the file THMGRRES.PUB.SYS has become corrupted.
	ACTION	Restore a backup copy of the THMGRRES.PUB.SYS file.

---

---

6	MESSAGE	Control option does not match an internal table control. (THMGRERR 6)
	CAUSE	Internal error. It is possible that the file THMGRCTL.PUB.SYS has become corrupted.
	ACTION	Restore a backup copy of the THMGRCTL.PUB.SYS file.

---

7	MESSAGE	Information provided with resource does not match. (THMGRERR 7)
	CAUSE	Internal error. It is possible that the file THMGRRES.PUB.SYS has become corrupted.
	ACTION	Restore a backup copy of the THMGRRES.PUB.SYS file.

---

8	MESSAGE	Control information does not match resource. (THMGRERR 8)
	CAUSE	Internal error. It is possible that the file THMGRCTL.PUB.SYS has become corrupted.
	ACTION	Restore a backup copy of the THMGRCTL.PUB.SYS file

---

9	MESSAGE	Communication error with Threshold Manager. (THMGRERR 9)
	CAUSE	A communication error occurred with the Threshold Manager.
	ACTION	Exit the program and restart the application.

---

10	MESSAGE	Duplicate threshold information. (THMGRERR 10)
	CAUSE	The threshold value specified is already part of the current configuration for this resource.
	ACTION	Check the current configuration for this resource, and enter the correct threshold value.

---

11	MESSAGE	The number of thresholds is at maximum capacity. (THMGRERR 11)
	CAUSE	Internal error. The table which holds the thresholds is at maximum capacity.
	ACTION	Delete the unnecessary thresholds and try again.

---

12	MESSAGE	Threshold does not exist. (THMGRERR 12)
	CAUSE	The threshold value supplied for this resource is non-existent.
	ACTION	Check the current configuration of this resource by using the SHOW command and enter the correct threshold value.

---



---

13	MESSAGE	Threshold Manager encountered an unknown error. (THMGRERR13)
	CAUSE	A trap has been detected from another external procedure.
	ACTION	None

---

14	MESSAGE	Creation of the Threshold Manager process failed. (THMGRERR 14)
	CAUSE	Creation of the Threshold Manager process failed during the program initialization.
	ACTION	Exit the program and restart the application.

---

16	MESSAGE	Threshold Manager process is not active. (THMGRERR 16)
	CAUSE	The Threshold Manager process failed during program initialization.
	ACTION	Exit the program and restart the application.

---

17	MESSAGE	The new control option is invalid. (THMGRERR 17)
	CAUSE	Internal error. It is possible that the file <b>THMGRCTL.PUB.SYS</b> has become corrupted.
	ACTION	Restore a backup copy of the <b>THMGRCTL.PUB.SYS</b> file.

---

18	MESSAGE	Invalid threshold value was specified. (THMGRERR 18)
	CAUSE	The threshold value provided with this resource does not match the previously configured threshold value.
	ACTION	Check the current configuration of this resource by using the <b>SHOW</b> command and enter the correct threshold value.

---

19	MESSAGE	Invalid frequency was specified. (THMGRERR 19)
	CAUSE	The time interval specified is not valid.
	ACTION	Enter the command again with a valid time interval between 25 and 3600 seconds.

---

52	MESSAGE	Request for enabling a resource has been denied. (THMGRERR 52)
	CAUSE	The resource information on internal tables was found to be incomplete or inconsistent. There could be data corruption.
	ACTION	Delete all the thresholds for this resource and reconfigure.

---

---

53	MESSAGE	Threshold Manager process is dead. (THMGRERR 53)
	CAUSE	The Threshold Manager process aborted for some unknown reason.
	ACTION	Exit the program and restart the application.

---

101	MESSAGE	Bad procedure label encountered while monitoring the usage-level of resource "!". (THMGRERR 101)
	CAUSE	Threshold Manager internal error. Note that the resource name may not be the same in all occurrences of this error.
	ACTION	Disable Threshold Manager and restart.

---

102	MESSAGE	Bad procedure label encountered while executing the jumpoff procedure for control. (THMGRERR 102)
	CAUSE	Threshold Manager internal error.
	ACTION	Disable Threshold Manager and restart.

---

103	MESSAGE	Bad procedure label encountered while executing the fallback procedure for control. (THMGRERR 103)
	CAUSE	Threshold Manager internal error.
	ACTION	Disable Threshold Manager and restart.

---

104	MESSAGE	Failed while sending a message to port!. (THMGRERR 104)
	CAUSE	Threshold Manager internal error.
	ACTION	Disable Threshold Manager and restart.

---

105	MESSAGE	Failed while receiving a message from port !. (THMGRERR 105)
	CAUSE	Threshold Manager internal error.
	ACTION	Disable Threshold Manager and restart.

---

106	MESSAGE	Failed to create port !. (THMGRERR 106)
	CAUSE	Threshold Manager internal error.
	ACTION	Disable Threshold Manager and restart.

---

---

107	MESSAGE	Encountered a trap. (THMGRERR 107)
	CAUSE	Threshold Manager internal error.
	ACTION	Disable Threshold Manager and restart.

---

108	MESSAGE	Encountered error during dynamic call of the usage-monitoring procedure for resource. (THMGRERR 108)
	CAUSE	Threshold Manager internal error occurred during a dynamic call to a procedure.
	ACTION	Disable Threshold Manager and restart.

---

109	MESSAGE	Encountered error during dynamic call of the jump off procedure for control. (THMGRERR 109)
	CAUSE	Threshold Manager internal error occurred during a dynamic call to a procedure.
	ACTION	Disable Threshold Manager and restart.

---

110	MESSAGE	Encountered error during dynamic call of the fall back procedure for control. (THMGRERR 110)
	CAUSE	Threshold Manager internal error occurred during a dynamic call to a procedure.
	ACTION	Disable Threshold Manager and restart.

---

111	MESSAGE	My adoption by progen failed. (THMGRERR 111)
	CAUSE	Threshold Manager internal error.
	ACTION	Disable Threshold Manager and restart.

---

112	MESSAGE	Initialization of internal tables failed. (THMGRERR 112)
	CAUSE	Threshold Manager internal error.
	ACTION	Disable Threshold Manager and restart.

---

113	MESSAGE	Encountered bad jumpoff count for control "!". (THMGRERR 113)
	CAUSE	Threshold Manager internal error.
	ACTION	Disable Threshold Manager and restart.

---

---

118	MESSAGE	Invalid table header or not a table header corresponding to resource "!". (THMGRERR 118)
	CAUSE	Threshold Manager internal error.
	ACTION	Disable Threshold Manager and restart.

---

119	MESSAGE	Unauthorized attempt to create the manager. (THMGRERR 119)
	CAUSE	Threshold Manager internal error.
	ACTION	Disable Threshold Manager and restart.

---

201	MESSAGE	The resource name specified is not valid. (THMGRERR 201)
	CAUSE	The resource name is not one of the resource names recognized by this utility.
	ACTION	Enter a resource name recognized by this utility. To see a list of valid resource names use the SHOW command.

---

202	MESSAGE	No additional THRESHOLDS may be set for this resource. (THMGRERR 202)
	CAUSE	An attempt was made to add more than the allowable number of threshold values to a particular resource.
	ACTION	Either modify one of the existing thresholds or delete it and add a new threshold for this resource.

---

203	MESSAGE	Non-existent threshold value for a valid resource. (THMGRERR 203)
	CAUSE	A non-existent threshold value was specified for a valid resource.
	ACTION	Enter the correct threshold value for this resource. Use the SHOW command to see what the current values are for any resource.

---

204	MESSAGE	The threshold value should be between 1 and 100. (THMGRERR 204)
	CAUSE	A threshold value greater than 100 or less than 1 was entered.
	ACTION	Enter a threshold value between 1 and 100.

---

---

207	MESSAGE	Threshold Manager must be <b>ENABLED</b> for this command. (THMGRERR 207)
	CAUSE	An attempt was made to execute a command that requires the Threshold Manager process to be enabled.
	ACTION	Enable the Threshold Manager using the <b>ENABLEMANAGER</b> command.

---

208	MESSAGE	An invalid control option was specified. (THMGRERR 208)
	CAUSE	An invalid control option value was specified with this command.
	ACTION	Enter the command again with a valid control value.

---

209	MESSAGE	An invalid notification option was specified. (THMGRERR 209)
	CAUSE	An invalid value for a notification option was entered.
	ACTION	Enter the command again with a valid notification value.

---

212	MESSAGE	Cannot enter duplicate threshold values for a resource. (THMGRERR 212)
	CAUSE	The threshold value entered is the same as a currently configured threshold for this resource.
	ACTION	Check to make sure the resource is correct, then either modify the current value or delete it and add it again.

---

300	MESSAGE	Subsys !, Info: ! (THMGRERR 300)
	CAUSE	Unexpected error occurred, subsystem and subsystem error displayed.
	ACTION	None. HP internal support required to rectify this problem.

---

302	MESSAGE	Parameter is missing. (THMGRERR 302)
	CAUSE	An input parameter to the command is missing.
	ACTION	Use the <b>HELP</b> facility for this command or use the manual and enter the command again.

---

---

303	MESSAGE	Parameter length is invalid. (THMGRERR 303)
	CAUSE	The input parameter size exceeds the size allowed for this parameter.
	ACTION	Use the <b>HELP</b> facility for this command or use the manual and enter the command again.

---

303	MESSAGE	Parameter composition is invalid. (THMGRERR 304)
	CAUSE	The input parameter is not correct.
	ACTION	Use the <b>HELP</b> facility for this command or use the manual and enter the command again.

---

305	MESSAGE	Parameter is invalid. (THMGRERR 305)
	CAUSE	The input parameter type is not correct. A numeric input parameter can only be accepted for numeric arguments, and a string parameter for string arguments.
	ACTION	Use the <b>HELP</b> facility for this command or use the manual and enter the command again.

---

307	MESSAGE	Info is invalid. (THMGRERR 307)
	CAUSE	The information passed to this program via the “;INFO=” parm in the <b>RUN</b> command is invalid.
	ACTION	

---

309	MESSAGE	Failed to open the message catalog. (THMGRERR 309)
	CAUSE	Unable to open, or possibly find the catalog associated with this utility.
	ACTION	Restore the message catalog (TMCATnnn, where nnn is the native language ID number of the machine) from backup tapes and continue.

---

310	MESSAGE	Invalid character. (THMGRERR 310)
	CAUSE	Invalid character detected in the command line.
	ACTION	Enter command again.

---

---

315	MESSAGE	Parameter length overflow. (THMGRERR 315)
	CAUSE	The input parameter size exceeds the size allowed for this parameter.
	ACTION	Use the <b>HELP</b> facility for this command or use the manual and enter the command again.

---

321	MESSAGE	Invalid <b>REDO</b> command. (THMGRERR 321)''
	CAUSE	Cannot find the command to redo, it is either invalid or has been pushed off the top of the stack and is no longer accessible.
	ACTION	Enter the command again.

---

324	MESSAGE	Cannot recognize the command passed to <b>HELP</b> . (THMGRERR 324)
	CAUSE	Cannot find the command to provide help.
	ACTION	Use the <b>HELP</b> summary to identify which command it should be and enter the command again. The <b>HELP</b> summary is accessed by issuing the command <b>HELP</b> without arguments.

---

328	MESSAGE	*Error: Out of Heap space. (THMGRERR 328)
	CAUSE	Cannot get the additional space necessary to execute.
	ACTION	Run the program again specifying a larger <b>NMHEAP</b> size.

---

330	MESSAGE	Security violation. (THMGRERR 330)
	CAUSE	The user does not have the privilege level necessary to execute this command.
	ACTION	Obtain the necessary privilege level and try again.

---

331	MESSAGE	Failed to open exclusively. (THMGRERR 331)
	CAUSE	This program is being accessed by someone else at this time.
	ACTION	Wait until the program is available for exclusive access.

---

333	MESSAGE	Cannot deallocate space. (THMGRERR 333)
	CAUSE	An internal error occurred which will not allow the program to deallocate space.
	ACTION	Try the command again.

---

---

334	MESSAGE	Failed to get the run parameter. (THMGRERR 334)
	CAUSE	The program failed on access of the “;PARM=” argument of the RUN command.
	ACTION	Try the command again. Use the CI HELP facility for the RUN command.

---

335	MESSAGE	HMPYPROGAM failed. (THMGRERR 335)
	CAUSE	The program call to HMPYPROGRAM intrinsic to get the program’s name failed.
	ACTION	Exit the program and try again.

---

336	MESSAGE	Trying to open the program a second time. (THMGRERR 336)
	CAUSE	More than one access to the program is not allowed.
	ACTION	Wait until the program is available for exclusive access.

---

337	MESSAGE	Only one user is allowed to configure thresholds. (THMGRERR 337)
	CAUSE	Exclusive access to the configuration data is required.
	ACTION	Wait until the program is available for exclusive access.

---

338	MESSAGE	Threshold Manager must be enabled. (THMGRERR 338)
	CAUSE	This command requires Threshold Manager to be enabled.
	ACTION	Execute the command ENABLEMANAGER and try the command again.

---

401	MESSAGE	Incomplete command pending on end-of-file. (THMGRERR 401)
	CAUSE	The program has encountered EOF on the redirected output file.
	ACTION	Create a larger output file and execute command again.

---

402	MESSAGE	Unable to process the command. (THMGRERR 402)
	CAUSE	An error occurred while attempting to process a command.
	ACTION	Enter the command again.

---



---

403	MESSAGE	Invalid parameter length. (THMGRERR 403)
	CAUSE	The input parameter size exceeds the size allowed for this parameter.
	ACTION	Use the <b>HELP</b> facility for this command or use the manual and enter the command again.

---

404	MESSAGE	Command history stack is empty. (THMGRERR 404)
	CAUSE	An attempt was made to use the <b>REDO</b> facility when no other commands have executed.
	ACTION	Enter the command directly.

---

405	MESSAGE	Command not found in command history stack. (THMGRERR )
	CAUSE	The requested command was not found in the command history stack.
	ACTION	Enter the command directly.

---

406	MESSAGE	Invalid parameter length or composition. (THMGRERR 406)
	CAUSE	An error was detected in the argument provided, either the length is invalid or it is the wrong type.
	ACTION	Use the <b>HELP</b> facility for this command or use the manual and enter the command again.

---

407	MESSAGE	Unrecognized command. (THMGRERR 407)
	CAUSE	The command entered is not a valid command.
	ACTION	Use the <b>HELP</b> summary to identify which command it should be, and enter the command again. The <b>HELP</b> summary is accessed by issuing the command <b>HELP</b> without any arguments.

---

409	MESSAGE	This command has no associated functionality. (THMGRERR 409)
	CAUSE	An invalid command was entered.
	ACTION	None.

---

---

410	MESSAGE	Error in accessing the message catalog. (THMGRERR 410)
	CAUSE	An error occurred accessing the message catalog for a particular message.
	ACTION	Restore the message catalog (TMCA $T_{nnn}$ , where $nnn$ is the native language ID number of the machine) from backup tapes and continue.

---

411	MESSAGE	Invalid numeric index into command history stack. (THMGRERR 411)
	CAUSE	The numeric argument provided with the REDO command points to an entry that does not exist or that has been pushed off the top of the stack.
	ACTION	Enter the command directly.

---

412	MESSAGE	Command name length exceeds 16 characters. (THMGRERR 412)
	CAUSE	A command was entered which exceeded the allowable length for a command.
	ACTION	Enter the command again and insert spaces between the comand and the arguments.

---

413	MESSAGE	Insufficient capabilities to execute this command. (THMGRERR 413)
	CAUSE	The user does not have the required privilege level to execute this command.
	ACTION	Obtain the privilege level required to execute this command and try again.

---

414	MESSAGE	A required parameter was not specified in command. (THMGRERR 414)
	CAUSE	A required parameter is missing from the command input.
	ACTION	Use the HELP facility for this command or use the manual and enter the command again.

---

415	MESSAGE	This parameter can consist of numeric characters only. (THMGRERR 415)
	CAUSE	A non-numeric character was entered for a numeric value.
	ACTION	Enter the command again with a valid numeric value.

---

---

416	MESSAGE	Depth of command stack can only be in the range 1 to 100. (THMGRERR 416)
	CAUSE	An attempt was made to create a history stack greater than 100 or less than 1.
	ACTION	None.

---

417	MESSAGE	Invalid key specified with REDO command. (THMGRERR 417)
	CAUSE	An invalid key was entered during a REDO of a previous command.
	ACTION	Enter the command again.

---

418	MESSAGE	Command only valid in interactive mode. (THMGRERR 418)
	CAUSE	A command was entered in a job, but it can only be executed during an interactive session.
	ACTION	Execute the command after logging on interactively.

---

420	MESSAGE	Invalid command edit operation. (THMGRERR 420)
	CAUSE	There was an invalid input while editing a command from the REDO history stack.
	ACTION	Edit the command again.

---

501	MESSAGE	Unexpected error returned from FFILEINFO intrinsic. (THMGRERR 501)
	CAUSE	An internal error occurred while attempting to get information on a file.
	ACTION	Check the file system errors and correct the error. Enter the command again.

---

502	MESSAGE	Unable to close the INPUT file. (THMGRERR 502)
	CAUSE	An error occurred during the FCLOSE of the input file.
	ACTION	Check the file system errors and correct the error. Try the command again.

---

503	MESSAGE	Unable to close the OUTPUT file. (THMGRERR 503)
	CAUSE	An error occurred during the FCLOSE of the output file.
	ACTION	Check the file system errors and correct the error. Try the command again.

---

---

504	MESSAGE	Unexpected error occurred during INPUT file I/O. (THMGRERR 504)
	CAUSE	An error occurred during access of the input file.
	ACTION	Check the file system errors and correct the error. Try the command again.

---

505	MESSAGE	Unexpected error occurred during OUTPUT file I/O. (THMGRERR 505)
	CAUSE	An error occurred during output of the output file.
	ACTION	Check the file system errors and correct the error. Try the command again.

---

506	MESSAGE	Unexpected error occurred during \$STDIN input operation. (THMGRERR 506)
	CAUSE	An error occurred accessing the \$STDIN system file.
	ACTION	Check the file system errors and correct the error. Try the command again.

---

507	MESSAGE	Unexpected error occurred during the \$STDLIST output. (THMGRERR 507)
	CAUSE	An error occurred accessing the \$STDLIST system file.
	ACTION	Check the file system errors and correct the error. Try the command again.

---

508	MESSAGE	Unexpected error from FCONTROL intrinsic with INPUT file. (THMGRERR 508)
	CAUSE	An error occurred accessing the input file using the FCONTROL intrinsic.
	ACTION	Check the file system errors and correct the error. Try the command again.

---

509	MESSAGE	Unexpected error from FGETINFO intrinsic. (THMGRERR 509)
	CAUSE	An error occurred with the FGETINFO intrinsic during file access.
	ACTION	Check the file system errors and correct the error. Try the command again.

---

---

510	MESSAGE	File type is not ASCII. (THMGRERR 510)
	CAUSE	Either the input file or the output file is not an ASCII file.
	ACTION	Make sure that the offending file is an ASCII file.

---

511	MESSAGE	Invalid file record size. (THMGRERR 511)
	CAUSE	Either the input file or the output file record size is not valid.
	ACTION	Make sure the file record size is 256 characters or less.

---

512	MESSAGE	Unexpected error from the PRINTOPREPLY intrinsic. (THMGRERR 512)
	CAUSE	An error occurred attempting to notify the console operator of some event.
	ACTION	Enter the command again.

---

513	MESSAGE	End-of-file encountered on OUTPUT file. (THMGRERR 513)
	CAUSE	Encountered end of file condition on the output file during the execution of a command.
	ACTION	Increase the size of the output file.

---

514	MESSAGE	End-of-file encountered on INPUT file. (THMGRERR 514)
	CAUSE	Encountered end of file condition on the input file during the execution of a command.
	ACTION	Increase the size of the input file.

---

515	MESSAGE	End-of-file encountered on \$STDLIST. (THMGRERR 515)
	CAUSE	Encountered end of file condition on the \$STDLIST during the execution of a command.
	ACTION	Exit the program and start the application again. Recreate the output file with a greater number of records and try again.

---

516	MESSAGE	Unexpected error from FPOINT intrinsic. (THMGRERR 516)
	CAUSE	Access of a file via the FPOINT intrinsic resulted in an error.
	ACTION	Check the file system errors and correct the error. Try the command again.

---

---

800	MESSAGE	Threshold Manager process has already been created. (THMGRWARN 800)
	CAUSE	An attempt was made to create the Threshold Manager process when it was already active.
	ACTION	The Threshold Manager is already active and no further action is required.

---

900	MESSAGE	Resource is already in the ENABLED state. (THMGRWARN 900 )
	CAUSE	An attempt was made to enable a resource when it has already been enabled.
	ACTION	This resource is currently enabled, no further action is required.

---

901	MESSAGE	Resource is already in the DISABLED state. (THMGRWARN 901 )
	CAUSE	An attempt was made to disable a resource after it has already been disabled.
	ACTION	This resource is currently disabled, no further action is required.

---

902	MESSAGE	Global notification has already been ENABLED. (THMGRWARN 902)
	CAUSE	An attempt was made to enable Global Notification while the notification flag was already enabled.
	ACTION	Since Global Notification is already enabled, no further action is required.

---

903	MESSAGE	Global notification has already been DISABLED. (THMGRWARN 903)
	CAUSE	An attempt was made to disable global notifications while the notification flag is already disabled.
	ACTION	Since Global Notification is already disabled, no further action is required.

---

904	MESSAGE	Threshold Manager has already been ENABLED. (THMGRWARN 904)
	CAUSE	An attempt was made to enable Threshold Manager after it was already enabled.
	ACTION	The Threshold Manager process is currently enabled, no further action is required.

---

---

905	MESSAGE	Threshold Manager has already been DISABLED. (THMGRWARN 905)
	CAUSE	An attempt was made to disable Threshold Manager after it was already disabled.
	ACTION	The Threshold Manager Process is currently disabled, no further action is required.

---





## UPS

---

### (Uninterrupted Power Source)

---

33	MESSAGE	UPS LDEV ! reports loss of AC input power. (UPSERR 0033)
	CAUSE	The specified UPS device reported that it detected an input power failure. There has been an AC power failure somewhere in the power path leading into the UPS. The UPS has switched to its internal battery pack to supply reserve power.
	ACTION	If the power failure is brief, not long enough to exhaust the UPS battery, no action is needed. Otherwise, determine what is causing the power loss and take action to restore the power before the UPS battery becomes exhausted.
35	MESSAGE	UPS LDEV ! reports AC input power "Bypass Mode". (UPSWRN 0035)
	CAUSE	The specified UPS device has been placed into its "AC Power Bypass Mode" of operation. This should only occur when an HP Customer Engineer is servicing the UPS and intends to put the UPS into "Bypass Mode".
	ACTION	No action is needed if this message occurs during Customer Engineer servicing of the UPS. If this message occurs during normal system operation, there is probably a hardware problem in the UPS. Call your HP service representative.
36	MESSAGE	UPS LDEV ! reports AC input power restored. (UPSWRN 0036)
	CAUSE	The specified UPS device had lost its AC input power in the past, and now the AC input power has been restored. If the UPS is operating correctly, it will now switch from battery operation back to normal AC power operation.
	ACTION	No action is needed. The system automatically returns to normal operation when all UPS devices (there may be one or several UPS devices on a system) detect that normal AC input power is present following a power loss at any UPS.

---

---

37	MESSAGE	UPS LDEV ! reports "Low Battery Charge" condition. (UPSWRN 0037)
	CAUSE	The specified UPS had lost its AC input power some time ago and has been supplying reserve power from its battery. AC input power has not been restored yet, causing the battery to be drained down to a "low charge" power level.
	ACTION	Locate and correct the cause of the AC power failure. If AC power is not restored within the next two minutes, the UPS battery will be exhausted and the UPS output AC power will fail, causing power loss to the computer equipment.

---

41	MESSAGE	UPS LDEV ! reports AC output power turned off. (UPSERR 0041)
	CAUSE	The specified UPS device has turned off its AC output power. Someone may have mistakenly turned off the UPS' power switch, or the UPS may have malfunctioned. Whatever equipment was receiving power from the UPS has now lost power.
	ACTION	Investigate and correct the problem at the UPS. Turn on all power control switches on the UPS. If the computer (CPU) lost power, you will have to re-boot the system after restoring the UPS power.

---

128	MESSAGE	UPS LDEV ! reports UPS "System Fail" condition cleared. (UPSWRN 0128)
	CAUSE	Some time ago, the specified UPS device had reported a UPS "System Failure" condition. Now, the "System Failure" condition within the UPS device has been corrected and the UPS is reporting that it has returned to normal operation.
	ACTION	No action is needed. This message merely confirms that a previously reported problem has been corrected.

---

129	MESSAGE	UPS LDEV ! reports UPS "Inverter Fail" condition cleared. (UPSWRN 0129)
	CAUSE	Some time ago, the specified UPS device had reported a UPS "Inverter Failure" condition. Now, the "Inverter Failure" condition within the UPS device has been corrected and the UPS is reporting a return to normal operation.
	ACTION	No action is needed. This message merely confirms that a previously reported problem has been corrected.

---

---

130	MESSAGE	UPS LDEV ! reports UPS "Battery Not Present" condition cleared. (UPSWRN 0130)
	CAUSE	Some time ago, the specified UPS device had reported a "Battery Not Present" condition. Now, the "Battery Not Present" condition within the UPS has been corrected and the UPS is reporting that it has returned to normal operation.
	ACTION	No action is needed. This message merely confirms that a previously reported problem has been corrected.

---

131	MESSAGE	UPS LDEV ! reports UPS "Charger Fault" condition cleared. (UPSWRN 0131)
	CAUSE	Some time ago, the specified UPS device had reported a UPS "Charger Fault" condition. Now, the "Charger Fault" condition within the UPS device has been corrected and the UPS is reporting that it has returned to normal operation.
	ACTION	No action is needed. This message merely confirms that a previously reported problem has been corrected.

---

132	MESSAGE	UPS LDEV ! reports UPS "Overload Shutdown" condition cleared. (UPSWRN 0132)
	CAUSE	Some time ago, the specified UPS device had reported an "Overload Shutdown" condition. Now, the "Overload Shutdown" condition within the UPS device has been corrected and the UPS is reporting a return to normal operation.
	ACTION	No action is needed. This message merely confirms that a previously reported problem has been corrected.

---

133	MESSAGE	UPS LDEV ! reports UPS "High Ambient Temperature Shutdown" condition cleared. (UPSWRN 0133)
	CAUSE	Some time ago, the specified UPS device had reported a "UPS High Ambient Temperature Shutdown" condition. Now, the "High-Ambient Temperature Shutdown" condition has been corrected. The UPS is reporting a return to normal operation.
	ACTION	No action is needed. This message merely confirms that a previously reported problem has been corrected.

---

---

134	MESSAGE	UPS LDEV ! reports UPS "Overload" condition cleared. (UPSWRN 134)
	CAUSE	Some time ago, the specified UPS device had reported a UPS "Overload" condition. Now, the UPS "Overload" condition has been corrected and the UPS is reporting that it has returned to normal operation.
	ACTION	No action is needed. This message merely confirms that a previously reported problem has been corrected.

---

135	MESSAGE	UPS LDEV ! reports UPS "High Ambient Temperature" condition cleared. (UPSWRN 0135)
	CAUSE	Some time ago, the specified UPS device had reported a UPS "High Ambient Temperature" condition. Now, the "High Ambient Temperature" condition has been corrected and the UPS is reporting that it has returned to normal operation.
	ACTION	No action is needed. This message merely confirms that a previously reported problem has been corrected.

---

136	MESSAGE	UPS LDEV ! reports UPS "Battery Test Fail" condition cleared. (UPSWRN 0136)
	CAUSE	Some time ago, the specified UPS device had reported a UPS "Battery Test Fail" condition. Now, the "Battery Test Fail" condition within the UPS device has been corrected and the UPS is reporting a return to normal operation.
	ACTION	No action is needed. This message merely confirms that a previously reported problem has been corrected.

---

137	MESSAGE	UPS LDEV ! reports UPS "High Battery Voltage" condition cleared. (UPSWRN 0137)
	CAUSE	Some time ago, the specified UPS device had reported a UPS "High Battery Voltage" condition. Now, the "High Battery Voltage" condition in the UPS device has been corrected and the UPS is reporting a return to normal operation.
	ACTION	No action is needed. This message merely confirms that a previously reported problem has been corrected.

---

---

138      MESSAGE      UPS LDEV ! reports UPS "Low Battery Voltage" condition cleared. (UPSWRN 0138)

CAUSE      Some time ago, the specified UPS device had reported a UPS "Low Battery Voltage" condition. Now, the "Low Battery Voltage" condition in the UPS device has been corrected and the UPS is reporting a return to normal operation.

ACTION      No action is needed. This message merely confirms that a previously reported problem has been corrected.

---

139      MESSAGE      UPS LDEV ! reports UPS "High Output Voltage Shutdown" condition cleared. (UPSWRN 0139)

CAUSE      Some time ago, the specified UPS device had reported a UPS "High Output Voltage Shutdown" condition. Now, the "High Output Voltage Shutdown" condition has been cleared and the UPS is reporting a return to normal operation.

ACTION      No action is needed. This message merely confirms that a previously reported problem has been corrected.

---

140      MESSAGE      UPS LDEV ! reports UPS "Low Output Voltage Shutdown" condition cleared. (UPSWRN 0140)

CAUSE      Some time ago, the specified UPS device had reported a UPS "Low Output Voltage Shutdown" condition. Now, the "Low Output Voltage Shutdown" condition has been corrected and the UPS is reporting a return to normal operation.

ACTION      No action is needed. This message merely confirms that a previously reported problem has been corrected.

---

192      MESSAGE      UPS LDEV ! reports UPS "System Fail" condition. (UPSERR 0192)

CAUSE      The specified UPS device reported a UPS "System Failure" condition. This is a hardware malfunction condition within the UPS.

ACTION      Call your Hewlett-Packard service representative.

---

---

193	MESSAGE	UPS LDEV ! reports UPS "Inverter Fail" condition. (UPSERR 0193)
	CAUSE	The specified UPS device reported a "UPS Inverter Fail" condition. This is a hardware malfunction condition within the UPS. The DC-to-AC power inverter within the UPS has malfunctioned.
	ACTION	Call your Hewlett-Packard service representative.

---

194	MESSAGE	UPS LDEV ! reports UPS "Battery Not Present" condition. (UPSERR 0194)
	CAUSE	The specified UPS device reported a "Battery Not Present" condition. This is a hardware malfunction condition within the UPS. The UPS hardware logic perceives that the UPS battery pack is not connected.
	ACTION	Call your Hewlett-Packard service representative.

---

195	MESSAGE	UPS LDEV ! reports UPS "Charger Fault" condition. (UPSERR 0195)
	CAUSE	The specified UPS device reported a UPS "Charger Fault" condition. This is a hardware malfunction condition within the UPS. The UPS' internal battery charger circuitry has malfunctioned.
	ACTION	Call your Hewlett-Packard service representative.

---

196	MESSAGE	UPS LDEV ! reports UPS "Overload Shutdown" condition. (UPSERR 0196) \CAUSE\ The specified UPS device reported a UPS "Overload Shutdown" condition. Too much power was being drawn from the UPS AC output by the computer equipment being powered from this UPS. That equipment may be malfunctioning.
	ACTION	Call your Hewlett-Packard service representative.

---

---

197      MESSAGE      UPS LDEV ! reports UPS "High Ambient Temperature Shutdown" condition. (UPSERR 0197)

CAUSE      The specified UPS device reported a UPS "High Ambient Temperature Shutdown" condition. The temperature of the UPS hardware became too high to permit safe operation, and the UPS turned itself off to prevent equipment damage.

ACTION      If the computer room has become too warm, take steps to cool the room. If room temperature is not the problem, there has probably been a hardware malfunction. Call your Hewlett-Packard service representative.

---

198      MESSAGE      UPS LDEV ! reports UPS "Overload" condition. (UPSERR 0198)

CAUSE      The specified UPS device reported a UPS "Overload" condition. The equipment being powered by the UPS is drawing too much power from the UPS AC output. If the excessive power draw continues, the UPS may reach an "Overload Shutdown".

ACTION      Call your Hewlett-Packard service representative.

---

199      MESSAGE      UPS LDEV ! reports UPS "High Ambient Temperature" condition. (UPSERR 0199)

CAUSE      The specified UPS device reported a UPS "High Ambient Temperature" condition. The UPS has detected an abnormally high temperature in the UPS hardware. If the temperature rises further, the UPS may reach "High Temperature Shutdown".

ACTION      If the computer room has become too warm, take steps to cool the room. If room temperature is not the problem, there has probably been a hardware malfunction. Call your Hewlett-Packard service representative.

---

200      MESSAGE      UPS LDEV ! reports UPS "Battery Test Fail" condition. (UPSERR 0200)

CAUSE      The specified UPS device reported a UPS "Battery Test Fail" condition. This is a hardware malfunction within the UPS hardware. The UPS logic perceives that the UPS battery is not working properly.

ACTION      Call your Hewlett-Packard service representative.

---

---

201	MESSAGE	UPS LDEV ! reports UPS "High Battery Voltage" condition. (UPSERR 0201)
	CAUSE	The specified UPS device reported a UPS "High Battery Voltage" condition. This is a hardware malfunction within the UPS hardware. The UPS logic perceives that the UPS battery is not working properly.
	ACTION	Call your Hewlett-Packard service representative.

---

202	MESSAGE	UPS LDEV ! reports UPS "Low Battery Voltage" condition. (UPSERR 0202)
	CAUSE	The specified UPS device reported a UPS "Low Battery Voltage" condition. This is a hardware malfunction within the UPS hardware. The UPS logic perceives that the UPS battery is not working properly.
	ACTION	Call your Hewlett-Packard service representative.

---

203	MESSAGE	UPS LDEV ! reports UPS "High Output Voltage Shutdown" condition. (UPSERR 0203)
	CAUSE	The specified UPS device reported a UPS "High Output Voltage Shutdown" condition. This is a hardware malfunction within the UPS hardware or possibly in the equipment being powered from the UPS. The UPS has shut itself off.
	ACTION	Call your Hewlett-Packard service representative.

---

204	MESSAGE	UPS LDEV ! reports UPS "Low Output Voltage Shutdown" condition. (UPSERR 0204)
	CAUSE	The specified UPS device reported a UPS "Low Output Voltage Shutdown" condition. This is a hardware malfunction within the UPS hardware or possibly in the equipment being powered from the UPS. The UPS has shut itself off.
	ACTION	Call your Hewlett-Packard service representative.

---



---

512	MESSAGE	UPS Monitor UPS error: Lost communications with UPS LDEV !. That UPS is no longer being monitored. (UPSERR 0512)
	CAUSE	The UPS Monitor had been monitoring the specified UPS LDEV successfully, then for some reason lost I/O communications with that UPS. The I/O interface cable or I/O interface hardware may have failed, or the UPS itself may have failed.
	ACTION	Check the specified UPS's I/O interface cable and I/O interface connection at the computer. Check the UPS hardware for power connections and front panel indicators. If the cause is not found, call your HP service representative.

---

513	MESSAGE	UPS Monitor logic error: Attempted to map an invalid UPS power status condition. (UPSERR 0513)
	CAUSE	This is a software-detected error condition that indicates an error in the UPS Monitor software or in some other system software, or a system memory error.
	ACTION	Call your Hewlett-Packard service representative.

---

514	MESSAGE	UPS Monitor logic error: Attempted to map an invalid UPS alarm status condition. (UPSERR 0514)
	CAUSE	This is a software-detected error condition that indicates an error in the UPS Monitor software or in some other system software, or a system memory error.
	ACTION	Call your Hewlett-Packard service representative.

---

515	MESSAGE	UPS Monitor logic error: Attempted to map an invalid UPS status kind. (UPSERR 0515)
	CAUSE	This is a software-detected error condition that indicates an error in the UPS Monitor software or in some other system software, or a system memory error.
	ACTION	Call your Hewlett-Packard service representative.

---

516	MESSAGE	UPS Monitor system call error: Error status ! (Subsystem # !, Error # !) received from procedure Receive_Msg. (UPSERR 0516)
	CAUSE	This is a software-detected error condition that indicates an error occurred in a call to the specified MPE/iX Operating System procedure when that procedure was called by the UPS Monitor software.
	ACTION	Call your Hewlett-Packard service representative.

---

---

517	MESSAGE	UPS Monitor system call error: Error status ! (Subsystem # !, Error # !) received from procedure Sendio. (UPSERR 0517)
	CAUSE	This is a software-detected error condition that indicates an error occurred in a call to the specified MPE/iX Operating System procedure when that procedure was called by the UPS Monitor software.
	ACTION	Call your Hewlett-Packard service representative.

---

518	MESSAGE	UPS Monitor logic error: Invalid UID in UPS Table Entry when starting next UPS I/O request. (UPSERR 0518)
	CAUSE	This is a software-detected error condition that indicates an error in the UPS Monitor software or in some other system software, or a system memory error.
	ACTION	Call your Hewlett-Packard service representative.

---

519	MESSAGE	UPS Monitor logic error: Invalid UPS Number in UPS Table Entry when starting next UPS I/O request. (UPSERR 0519)
	CAUSE	This is a software-detected error condition that indicates an error in the UPS Monitor software or in some other system software, or a system memory error.
	ACTION	Call your Hewlett-Packard service representative.

---

520	MESSAGE	UPS Monitor logic error: Attempt to specify "no I/O request" when starting next UPS I/O request. (UPSERR 0520)
	CAUSE	This is a software-detected error condition that indicates an error in the UPS Monitor software or in some other system software, or a system memory error.
	ACTION	Call your Hewlett-Packard service representative.

---

521	MESSAGE	UPS Monitor logic error: Invalid Read request count when starting next UPS I/O request. (UPSERR 0521)
	CAUSE	This is a software-detected error condition that indicates an error in the UPS Monitor software or in some other system software, or a system memory error.
	ACTION	Call your Hewlett-Packard service representative

---

---

522	MESSAGE	UPS Monitor logic error: Invalid I/O function specified when starting next UPS I/O request. (UPSERR 0522)
	CAUSE	This is a software-detected error condition that indicates an error in the UPS Monitor software or in some other system software, or a system memory error.
	ACTION	Call your Hewlett-Packard service representative.

---

523	MESSAGE	UPS Monitor logic error: Attempt to start next UPS I/O request when previous UPS I/O request still running. (UPSERR 0523)
	CAUSE	This is a software-detected error condition that indicates an error in the UPS Monitor software or in some other system software, or a system memory error.
	ACTION	Call your Hewlett-Packard service representative.

---

524	MESSAGE	UPS Monitor logic error: Attempt to start more UPS I/O requests than there are UPS devices being monitored. (UPSERR 0524)
	CAUSE	This is a software-detected error condition that indicates an error in the UPS Monitor software or in some other system software, or a system memory error.
	ACTION	Call your Hewlett-Packard service representative.

---

525	MESSAGE	UPS Monitor system call error: Error status ! (Subsystem # !, Error # !) received from procedure Rel_IO_Resources. (UPSERR 0525)
	CAUSE	This is a software-detected error condition that indicates an error occurred in a call to the specified MPE/iX Operating System procedure when that procedure was called by the UPS Monitor software.
	ACTION	Call your Hewlett-Packard service representative.

---

526	MESSAGE	UPS Monitor logic error: I/O reply message received, not expected in present UPS operating state. (UPSERR 0526)
	CAUSE	This is a software-detected error condition that indicates an error in the UPS Monitor software or in some other system software, or a system memory error.
	ACTION	Call your Hewlett-Packard service representative.

---

---

527	MESSAGE	UPS Monitor logic error: I/O reply message received, but UPS operating state is undefined/unknown. (UPSERR 0527)
	CAUSE	This is a software-detected error condition that indicates an error in the UPS Monitor software or in some other system software, or a system memory error.
	ACTION	Call your Hewlett-Packard service representative.

---

528	MESSAGE	UPS Monitor logic error: UPS operating substate invalid while processing a "Go Online" I/O completion. (UPSERR 0528)
	CAUSE	This is a software-detected error condition that indicates an error in the UPS Monitor software or in some other system software, or a system memory error.
	ACTION	Call your Hewlett-Packard service representative.

---

529	MESSAGE	UPS Monitor logic error: UPS operating substate invalid while processing a "Set Terminal Controls" I/O completion. (UPSERR 0529)
	CAUSE	This is a software-detected error condition that indicates an error in the UPS Monitor software or in some other system software, or a system memory error.
	ACTION	Call your Hewlett-Packard service representative.

---

530	MESSAGE	UPS Monitor logic error: UPS number invalid in UID of I/O Reply message. (UPSERR 0530)
	CAUSE	This is a software-detected error condition that indicates an error in the UPS Monitor software or in some other system software, or a system memory error.
	ACTION	Call your Hewlett-Packard service representative.

---

531	MESSAGE	UPS Monitor logic error: Underflow of a UPS's number of I/O requests outstanding when processing a UPS I/O completion. (UPSERR 0531)
	CAUSE	This is a software-detected error condition that indicates an error in the UPS Monitor software or in some other system software, or a system memory error.
	ACTION	Call your Hewlett-Packard service representative.

---

---

532      MESSAGE      UPS Monitor logic error: Underflow of global number of UPS I/O requests outstanding when processing a UPS I/O completion. (UPSERR 0532)

         CAUSE      This is a software-detected error condition that indicates an error in the UPS Monitor software or in some other system software, or a system memory error.

         ACTION     Call your Hewlett-Packard service representative.

---

533      MESSAGE      UPS LDEV ! I/O Operation warning: Warning status returned by I/O system at completion of a UPS I/O request. (UPSWRN 0533)

         CAUSE      This is a software-detected warning condition that indicates something unusual occurred in an I/O request made to a UPS by the UPS Monitor.

         ACTION     If this warning appears only rarely, then no action is needed. If it appears frequently, then call your Hewlett-Packard service representative.

---

534      MESSAGE      UPS LDEV ! I/O Operation error: Error status returned by I/O system at completion of a UPS I/O request. (UPSERR 0534)

         CAUSE      This is a software-detected error condition that indicates an error in the I/O software subsystems that the UPS Monitor uses to communicate with UPS devices.

         ACTION     If this error appears only rarely, then no action is needed. If it appears frequently, then call your Hewlett-Packard service representative.

---

535      MESSAGE      UPS LDEV ! I/O Operation error: A status of "aborted" was returned by I/O system as completion status of a UPS I/O request. (UPSERR 0535)

         CAUSE      This is a software-detected error condition that indicates an error in the I/O software subsystems that the UPS Monitor uses to communicate with UPS devices.

         ACTION     If this error appears only rarely, then no action is needed. If it appears frequently, then call your Hewlett-Packard service representative.

---

---

536	MESSAGE	UPS LDEV ! I/O Operation error: UPS device failed to complete a Read I/O request in allotted time. The Read request timed out. (UPSERR 0536)
	CAUSE	This is a software-detected error condition that indicates an error in the I/O software subsystems that the UPS Monitor uses to communicate with UPS devices. It could indicate a disconnected I/O cable or a UPS hardware malfunction.
	ACTION	Check for proper connection of the UPS I/O interface cable at both ends. See if the UPS is powered-on. If those checks do not reveal the source of the problem, then call your Hewlett-Packard service representative.

---

538	MESSAGE	UPS Monitor logic error: UPS operating substate invalid while processing a "Monitoring" I/O completion. (UPSERR 0538)
	CAUSE	This is a software-detected error condition that indicates an error in the UPS Monitor software or in some other system software, or a system memory error.
	ACTION	Call your Hewlett-Packard service representative.

---

539	MESSAGE	UPS Monitor logic error: A UPS I/O completion reply message was received when none was expected, or the message received was not the one that was expected. (UPSERR 0539)
	CAUSE	This is a software-detected error condition that indicates an error in the UPS Monitor software or in some other system software, or a system memory error.
	ACTION	Call your Hewlett-Packard service representative.

---

540	MESSAGE	UPS Monitor UPS initialization: UPS LDEV ! was initialized successfully and is now being monitored. (UPSWRN 0540)
	CAUSE	During system startup, the specified UPS device was successfully initialized by the UPS Monitor.
	ACTION	No action is needed. This is merely an expected confirmation that the UPS and UPS Monitor software are operating correctly.

---

---

541        MESSAGE        UPS Monitor system call error: Error status ! (Subsystem # !, Error # !) received from procedure Send\_Msg. (UPSERR 0541)

          CAUSE        This is a software-detected error condition that indicates an error occurred in a call to the specified MPE/iX Operating System procedure when that procedure was called by the UPS Monitor software.

          ACTION       Call your Hewlett-Packard service representative.

---

542        MESSAGE        UPS Monitor logic error: A UPS I/O reply message was received unexpectedly. The operating state of the UPS Monitor is inappropriate for receiving an I/O completion reply message. (UPSERR 0542)

          CAUSE        This is a software-detected error condition that indicates an error in the UPS Monitor software or in some other system software, or a system memory error.

          ACTION       Call your Hewlett-Packard service representative.

---

543        MESSAGE        UPS Monitor logic error: Processing of a UPS I/O completion message resulted in an unknown/undefined "io\_result" variable. (UPSERR 0543)

          CAUSE        This is a software-detected error condition that indicates an error in the UPS Monitor software or in some other system software, or a system memory error.

          ACTION       Call your Hewlett-Packard service representative.

---

544        MESSAGE        UPS Monitor logic error: An invalid message was received by the UPS Monitor at its message port. The message is not recognized as any of the UPS Monitor's message types. (UPSERR 0544)

          CAUSE        This is a software-detected error condition that indicates an error in the UPS Monitor software or in some other system software, or a system memory error.

          ACTION       Call your Hewlett-Packard service representative.

---

---

545	MESSAGE	UPS Monitor logic error: An event message of invalid type was received by the UPS Monitor. The message is recognized as an event message, but the kind of event is unknown. (UPSERR 0545)
	CAUSE	This is a software-detected error condition that indicates an error in the UPS Monitor software or in some other system software, or a system memory error.
	ACTION	Call your Hewlett-Packard service representative.

---

546	MESSAGE	: UPS Monitor logic error: A timer message of invalid type was received by the UPS Monitor. The message is recognized as a timer message, but the kind of timer is unknown. (UPSERR 0546)
	CAUSE	This is a software-detected error condition that indicates an error in the UPS Monitor software or in some other system software, or a system memory error.
	ACTION	Call your Hewlett-Packard service representative.

---

547	MESSAGE	UPS Monitor system call error: Error status ! (Subsystem # !, Error # !) received from procedure Get_Timer. (UPSERR 0547)
	CAUSE	This is a software-detected error condition that indicates an error occurred in a call to the specified MPE/iX Operating System procedure when that procedure was called by the UPS Monitor software.
	ACTION	Call your Hewlett-Packard service representative.

---

548	MESSAGE	UPS Monitor logic error: UPS Monitor attempted to process a timer event message of an invalid type. (UPSERR 0548)
	CAUSE	This is a software-detected error condition that indicates an error in the UPS Monitor software or in some other system software, or a system memory error.
	ACTION	Call your Hewlett-Packard service representative.

---



---

549        MESSAGE        UPS Monitor logic error: During shutdown processing, while aborting UPS I/O requests, the UPS Monitor detected an "invalid number of UPS's configured" condition in its global table. (UPSERR 0549)

          CAUSE        This is a software-detected error condition that indicates an error in the UPS Monitor software or in some other system software, or a system memory error.

          ACTION       Call your Hewlett-Packard service representative.

---

550        MESSAGE        UPS Monitor logic error: During shutdown processing, while aborting UPS I/O requests, the UPS Monitor detected an "invalid number of UPS's monitored" condition in its global table. (UPSERR 0550)

          CAUSE        This is a software-detected error condition that indicates an error in the UPS Monitor software or in some other system software, or a system memory error.

          ACTION       Call your Hewlett-Packard service representative.

---

551        MESSAGE        UPS Monitor logic error: During shutdown processing, while aborting UPS I/O requests, the UPS Monitor detected a Nil UPS Table Pointer condition in its global table. (UPSERR 0551)

          CAUSE        This is a software-detected error condition that indicates an error in the UPS Monitor software or in some other system software, or a system memory error.

          ACTION       Call your Hewlett-Packard service representative.

---

552        MESSAGE        UPS Monitor system call error: Error status ! (Subsystem # !, Error # !) received from procedure Abortio\_Request. (UPSERR 0552)

          CAUSE        This is a software-detected error condition that indicates an error occurred in a call to the specified MPE/iX Operating System procedure when that procedure was called by the UPS Monitor software.

          ACTION       Call your Hewlett-Packard service representative.

---

---

553	MESSAGE	UPS Monitor logic error: During shutdown processing, while aborting UPS I/O requests, the UPS Monitor detected an invalid UPS Table Entry. (UPSERR 0553)
	CAUSE	This is a software-detected error condition that indicates an error in the UPS Monitor software or in some other system software, or a system memory error.
	ACTION	Call your Hewlett-Packard service representative.

---

554	MESSAGE	UPS Monitor logic error: During shutdown processing, while aborting UPS I/O requests, the UPS Monitor detected an invalid count of UPS I/O requests outstanding. (UPSERR 0554)
	CAUSE	This is a software-detected error condition that indicates an error in the UPS Monitor software or in some other system software, or a system memory error.
	ACTION	Call your Hewlett-Packard service representative.

---

555	MESSAGE	UPS Monitor logic error: During shutdown processing, the UPS Monitor found that the UPS Monitor operating state was invalid when the shutdown event message was received. (UPSERR 0555)
	CAUSE	This is a software-detected error condition that indicates an error in the UPS Monitor software or in some other system software, or a system memory error.
	ACTION	Call your Hewlett-Packard service representative.

---

556	MESSAGE	UPS Monitor logic error: During shutdown processing, the UPS Monitor found that a shutdown operation was already in progress. (UPSERR 0556)
	CAUSE	This is a software-detected error condition that indicates an error in the UPS Monitor software or in some other system software, or a system memory error.
	ACTION	Call your Hewlett-Packard service representative.

---

---

557      MESSAGE      UPS Monitor logic error: During shutdown processing, when attempting to start the shutdown limit timer, the UPS Monitor found that a shutdown limit timer was already running. (UPSERR 0557)

         CAUSE      This is a software-detected error condition that indicates an error in the UPS Monitor software or in some other system software, or a system memory error.

         ACTION     Call your Hewlett-Packard service representative.

---

558      MESSAGE      UPS Monitor system call error: Error status ! (Subsystem # !, Error # !) received from procedure Release\_Timer. (UPSERR 0558)

         CAUSE      This is a software-detected error condition that indicates an error occurred in a call to the specified MPE/iX Operating System procedure when that procedure was called by the UPS Monitor software.

         ACTION     Call your Hewlett-Packard service representative.

---

559      MESSAGE      UPS Monitor logic error: During UPS I/O completion processing in the "Set Terminal Controls" sequence, an I/O reply message was received that was not of the expected (Terminal Control) type. (UPSERR 0559)

         CAUSE      This is a software-detected error condition that indicates an error in the UPS Monitor software or in some other system software, or a system memory error.

         ACTION     Call your Hewlett-Packard service representative.

---

560      MESSAGE      UPS Monitor logic error: While processing an I/O Write completion, an I/O reply message was received that was not of the expected (Write) type. (UPSERR 0560)

         CAUSE      This is a software-detected error condition that indicates an error in the UPS Monitor software or in some other system software, or a system memory error.

         ACTION     Call your Hewlett-Packard service representative.

---

---

561        MESSAGE        UPS Monitor logic error: While processing an I/O Read completion, an I/O reply message was received that was not of the expected (Read) type. (UPSERR 0561)

          CAUSE        This is a software-detected error condition that indicates an error in the UPS Monitor software or in some other system software, or a system memory error.

          ACTION       Call your Hewlett-Packard service representative.

---

562        MESSAGE        UPS LDEV ! I/O Operation error: The actual Write data transfer length in a UPS Write I/O operation was not the expected (requested) transfer length. (UPSERR 0562)

          CAUSE        This is a software-detected error condition that indicates an error in the I/O software subsystems that the UPS Monitor uses to communicate with UPS devices.

          ACTION       Call your Hewlett-Packard service representative.

---

563        MESSAGE        UPS LDEV ! I/O Operation error: The actual Read data transfer length in a UPS Read I/O operation was too short, less than the minimum required Read transfer length. (UPSERR 0563)

          CAUSE        This is a software-detected error condition that indicates an error in the I/O software subsystems that the UPS Monitor uses to communicate with UPS devices. It could also indicate an I/O interface hardware error, or a UPS hardware error

          ACTION       Call your Hewlett-Packard service representative.

---

564        MESSAGE        UPS LDEV ! I/O Operation error: The actual Read data transfer length in a UPS Read I/O operation was too long, greater than the maximum requested Read transfer length. (UPSERR 0564)

          CAUSE        This is a software-detected error condition that indicates an error in the I/O software subsystems that the UPS Monitor uses to communicate with UPS devices. It could also indicate an I/O interface error or a UPS hardware error.

          ACTION       Call your Hewlett-Packard service representative.

---

---

565      MESSAGE      UPS Monitor logic error: UPS Monitor found global timer\_id of zero, which is invalid, when it attempted to release the shutdown limit timer. (UPSERR 0565)

         CAUSE      This is a software-detected error condition that indicates an error in the UPS Monitor software or in some other system software, or a system memory error.

         ACTION     Call your Hewlett-Packard service representative.

---

566      MESSAGE      UPS Monitor logic error: UPS Monitor detected invalid parameters in a call to one of its procedures that inspects UPS Read data for matching to expected UPS input data patterns. (UPSERR 0566)

         CAUSE      This is a software-detected error condition that indicates an error in the UPS Monitor software or in some other system software, or a system memory error.

         ACTION     Call your Hewlett-Packard service representative.

---

567      MESSAGE      UPS LDEV ! I/O operation error: Data supplied by the UPS device in response to a Read I/O request did not match any of the allowable data patterns for that request. The Read will be re-done. (UPSERR 0567)

         CAUSE      Possibly a poor I/O interface cable connection between the system and the UPS. Possibly electrical noise interference induced in the I/O interface cable or hardware. It could also indicate a malfunction of the UPS hardware.

         ACTION     If this error appears only rarely, then no action is needed. If it appears frequently, then call your Hewlett-Packard service representative.

---

568      MESSAGE      UPS Monitor logic error: Table lookup of what should have been a valid UPS power status character failed to find the character in the lookup table. (UPSERR 0568)

         CAUSE      This is a software-detected error condition that indicates an error in the UPS Monitor software or in some other system software, or a system memory error.

         ACTION     Call your Hewlett-Packard service representative.

---

---

569      MESSAGE      UPS Monitor logic error: Table lookup of what should have been a valid UPS alarm status character failed to find the character in the lookup table. (UPSERR 0569)

         CAUSE      This is a software-detected error condition that indicates an error in the UPS Monitor software or in some other system software, or a system memory error.

         ACTION     Call your Hewlett-Packard service representative.

---

570      MESSAGE      UPS Monitor logic error: Table lookup of a UPS status character produced inconsistent results: The lookup procedure declared that it had found the character, but reported its type as "unknown". (UPSERR 570)

         CAUSE      This is a software-detected error condition that indicates an error in the UPS Monitor software or in some other system software, or a system memory error.

         ACTION     Call your Hewlett-Packard service representative.

---

571      MESSAGE      UPS Monitor logic error: After deciding that a UPS status character was valid, the UPS Monitor then failed to find that status character in its status lookup table. (UPSERR 0571)

         CAUSE      This is a software-detected error condition that indicates an error in the UPS Monitor software or in some other system software, or a system memory error.

         ACTION     Call your Hewlett-Packard service representative.

---

572      MESSAGE      UPS LDEV ! I/O operation error: The I/O completion status reported for the UPS I/O operation had an incorrect, unexpected I/O subsystem number in it. (UPSERR 0572)

         CAUSE      This is a software-detected error condition that indicates an error in the I/O software subsystems that the UPS Monitor uses to communicate with UPS devices.

         ACTION     Call your Hewlett-Packard service representative.

---

---

573	MESSAGE	UPS LDEV ! initialization error: After trying several times, the UPS Monitor has been unable to complete the initialization sequence of I/O operations for this UPS device. (UPSERR 0573)
	CAUSE	Something is preventing the HP3000 system from communicating with the UPS. Possibly a bad I/O interface cable or bad I/O interface hardware at the system or at the UPS. Possibly a UPS hardware malfunction.
	ACTION	Check the I/O interface cable for correct attachment, and check that the UPS is powered-on. Check that the system I/O configuration is correct. If the problem is not found, then call your Hewlett-Packard service representative.

---

574	MESSAGE	UPS Monitor system call error: Error status ! (Subsystem # !, Error # !) received from procedure Simple_Create_Process. (UPSERR 0574)
	CAUSE	This is a software-detected error condition that indicates an error occurred in a call to the specified MPE/iX Operating System procedure when that procedure was called by the UPS Monitor software.
	ACTION	Call your Hewlett-Packard service representative.

---

575	MESSAGE	UPS Monitor system call error: Error status ! (Subsystem # !, Error # !) received from procedure Find_Plabel_Info. (UPSERR 0575)
	CAUSE	This is a software-detected error condition that indicates an error occurred in a call to the specified MPE/iX Operating System procedure when that procedure was called by the UPS Monitor software.
	ACTION	Call your Hewlett-Packard service representative

---

576	MESSAGE	UPS Monitor system call error: Error status ! (Subsystem # !, Error # !) received from procedure HPgetsysplabel. (UPSERR 0576)
	CAUSE	This is a software-detected error condition that indicates an error occurred in a call to the specified MPE/iX Operating System procedure when that procedure was called by the UPS Monitor software.
	ACTION	Call your Hewlett-Packard service representative.

---

---

577      MESSAGE      UPS Monitor warning: Too many UPS devices have been configured in the system I/O configuration files. The UPS Monitor can not monitor all of them; it will monitor as many as it can. (UPSWRN 0577)

CAUSE      Incorrect system I/O configuration. The system I/O configuration, generated by SYSGEN and NMMGR configurators, contains more than 128 UPS devices, which is the maximum number that the UPS monitor can handle simultaneously.

ACTION      Review and correct the system I/O configuration, reducing the number of UPS devices specified in the configuration to an acceptable number.

---

578      MESSAGE      UPS Monitor system call error: Error status ! (Subsystem # !, Error # !) received from procedure Start\_Shut\_NM. (UPSERR 0578)

CAUSE      This is a software-detected error condition that indicates an error occurred in a call to the specified MPE/iX Operating System procedure when that procedure was called by the UPS Monitor software.

ACTION      Call your Hewlett-Packard service representative.

---

579      MESSAGE      UPS Monitor logic error: UPS Monitor attempted to create a "zero size" UPS Table. (UPSERR 0579)

CAUSE      This is a software-detected error condition that indicates an error in the UPS Monitor software or in some other system software, or a system memory error.

ACTION      Call your Hewlett-Packard service representative.

---

580      MESSAGE      UPS Monitor system call error: Error status ! (Subsystem # !, Error # !) received from procedure HPFOPEN. (UPSERR 0580)

CAUSE      This is a software-detected error condition that indicates an error occurred in a call to the specified MPE/iX Operating System procedure when that procedure was called by the UPS Monitor software.

ACTION      Call your Hewlett-Packard service representative.

---



---

581        MESSAGE        UPS Monitor system call error: Error status ! (Subsystem # !, Error # !) received from procedure FCLOSE. (UPSERR 0581)

          CAUSE        This is a software-detected error condition that indicates an error occurred in a call to the specified MPE/iX Operating System procedure when that procedure was called by the UPS Monitor software.

          ACTION        Call your Hewlett-Packard service representative.

---

582        MESSAGE        UPS Monitor system call error: Error status ! (Subsystem # !, Error # !) received from procedure Release\_Object. (UPSERR 0582)

          CAUSE        This is a software-detected error condition that indicates an error occurred in a call to the specified MPE/iX Operating System procedure when that procedure was called by the UPS Monitor software.

          ACTION        Call your Hewlett-Packard service representative.

---

583        MESSAGE        UPS Monitor system call error: Error status ! (Subsystem # !, Error # !) received from procedure Create\_Object. (UPSERR 0583)

          CAUSE        This is a software-detected error condition that indicates an error occurred in a call to the specified MPE/iX Operating System procedure when that procedure was called by the UPS Monitor software.

          ACTION        Call your Hewlett-Packard service representative.

---

584        MESSAGE        UPS Monitor system call error: Error status ! (Subsystem # !, Error # !) received from procedure Create\_Port. (UPSERR 0584)

          CAUSE        This is a software-detected error condition that indicates an error occurred in a call to the specified MPE/iX Operating System procedure when that procedure was called by the UPS Monitor software.

          ACTION        Call your Hewlett-Packard service representative.

---

---

585	MESSAGE	UPS Monitor system call error: Error status ! (Subsystem # !, Error # !) received from procedure Purge_Port. (UPSERR 0585)
	CAUSE	This is a software-detected error condition that indicates an error occurred in a call to the specified MPE/iX Operating System procedure when that procedure was called by the UPS Monitor software.
	ACTION	Call your Hewlett-Packard service representative.

---

586	MESSAGE	UPS Monitor error: UPS Monitor was unable to create its UPS Table object. The UPS Monitor process can not operate without it, and is aborting itself. (UPSERR 0586)
	CAUSE	This is a software-detected error condition that indicates an error in the UPS Monitor software or in some other system software, or a system memory error.
	ACTION	Call your Hewlett-Packard service representative.

---

587	MESSAGE	UPS Monitor UPS error: Unable to start monitoring on UPS Ldev ! due to File System error in finding or opening the device. (UPSWRN 0587)
	CAUSE	This is a software-detected error condition that indicates an error in the UPS Monitor software or in some other system software, or a system memory error.
	ACTION	Call your Hewlett-Packard service representative.

---

588	MESSAGE	UPS Monitor logic error: UPS Monitor has detected that it has declared a UPS device to be "down", but the status that tells the reason for the "down" is invalid/undefined. (UPSERR 0588)
	CAUSE	This is a software-detected error condition that indicates an error in the UPS Monitor software or in some other system software, or a system memory error.
	ACTION	Call your Hewlett-Packard service representative.

---

---

589        MESSAGE        UPS LDEV ! initialization error: UPS Monitor was unable to allocate (open) this UPS device. This UPS device will not be monitored. (UPSERR 0589)

          CAUSE        This is a software-detected error condition that indicates an error in the UPS Monitor software or in some other system software, or a system memory error.

          ACTION       Call your Hewlett-Packard service representative.

---

590        MESSAGE        UPS Monitor error: UPS Monitor process initialization failed due to error in obtaining resources (data object, message port, etc.). (UPSERR 0590)

          CAUSE        This is a software-detected error condition that indicates an error in the UPS Monitor software or in some other system software, or a system memory error.

          ACTION       Call your Hewlett-Packard service representative.

---

591        MESSAGE        UPS Monitor warning: UPS Monitor finds no UPS devices configured in the system I/O configuration files. UPS Monitor is terminating itself. (UPSWRN 0591)

          CAUSE        No UPSs have been configured in the system's I/O configuration files. This is an error if this system is supposed to have UPSs on it. This is not an error if this system is not supposed to have UPS devices on it.

          ACTION       If this system is supposed to have UPS devices on it, then review and correct the system I/O configuration, and then restart the system. If this system is not supposed to have UPS devices on it, then no action is needed.

---

592        MESSAGE        UPS Monitor system call error: Error status ! (Subsystem # !, Error # !) received from procedure Get\_Ups\_Devices\_Count. (UPSERR 0592)

          CAUSE        This is a software-detected error condition that indicates an error occurred in a call to the specified MPE/iX Operating System procedure when that procedure was called by the UPS Monitor software.

          ACTION       Call your Hewlett-Packard service representative.

---

---

593	MESSAGE	UPS LDEV ! initialization error: UPS Monitor was unable to locate this UPS LDEV via the File System's "Device Files" facility. (UPSERR 0593)
	CAUSE	This is a software-detected error condition that indicates an error in the UPS Monitor software or in some other system software, or a system memory error.
	ACTION	Call your Hewlett-Packard service representative.

---

594	MESSAGE	UPS Monitor logic error: Attempted to do status character mapping (table lookup) of an unknown/undefined UPS status character. (UPSERR 0594)
	CAUSE	This is a software-detected error condition that indicates an error in the UPS Monitor software or in some other system software, or a system memory error.
	ACTION	Call your Hewlett-Packard service representative.

---

595	MESSAGE	UPS Monitor information: UPS Monitor process has been launched by PROGEN and is starting-up its operation. (UPSWRN 0595)
	CAUSE	The system has just been started-up, and the UPS Monitor software subsystem has automatically been started as well.
	ACTION	No action is needed. This is merely an informational message confirming that the UPS Monitor software has been started.

---

596	MESSAGE	UPS Monitor information: UPS Monitor process has initialized itself successfully, and is ready to start UPS monitoring operations. (UPSWRN 0596)
	CAUSE	After the UPS Monitor process was first started, it successfully initialized itself: it acquired the basic resources it needed to commence operations.
	ACTION	No action is needed. This is merely an informational message that confirms that the UPS Monitor completed its process initialization successfully.

---

---

597	MESSAGE	UPS Monitor information: UPS Monitor process is shutting down, due to a normal system shutdown. (UPSWRN 0597)
	CAUSE	The system operator initiated a normal Control-A Shutdown of the MPE/iX system. The UPS Monitor is shutting itself down as part of the overall system shutdown.
	ACTION	No action is needed. This is merely an informational message that confirms that the UPS Monitor is shutting down due to a normal system shutdown.

---

598	MESSAGE	UPS Monitor system call error: Error status ! (Subsystem # !, Error # !) received from procedure Get_Ups_Devices_List. (UPSERR 0598)
	CAUSE	This is a software-detected error condition that indicates an error occurred in a call to the specified MPE/iX Operating System procedure when that procedure was called by the UPS Monitor software.
	ACTION	Call your Hewlett-Packard service representative.

---

599	MESSAGE	UPS Monitor warning: UPS Monitor process is shutting down and restarting itself due to an internal error condition. (UPSWRN 0599)
	CAUSE	The UPS Monitor detected an error condition internal to its software, and is attempting to recover by restarting itself from the beginning of its process.
	ACTION	If this warning appears only rarely, then no action is needed. If it appears frequently, then call your Hewlett-Packard service representative.

---

600	MESSAGE	UPS Monitor error: UPS Monitor process is shutting down, due to an unrecoverable internal error condition. (UPSERR 0600)
	CAUSE	The UPS Monitor software detected an error condition within its processing from which it can not recover. Accordingly, it is shutting itself down, ending the UPS monitoring processing.
	ACTION	This should rarely, if ever, happen in practice. You can re-boot the system to see if the UPS Monitor will run successfully after a new startup of the system. If the problem persists, call your Hewlett-Packard service representative.

---

---

601	MESSAGE	UPS Monitor logic error: UPS Monitor process unable to obtain list of UPS LDEVS from HLI0 after successfully obtaining number of UPS devices from HLI0. (UPSERR 0601)
	CAUSE	This is a software-detected error condition that indicates an error in the UPS Monitor software or in some other system software, or a system memory error.
	ACTION	Call your Hewlett-Packard service representative.

---

602	MESSAGE	UPS Monitor information: UPS Monitor process startup of UPS devices failed, due to inability to get UPS devices' allocation information from the system. (UPSERR 0602)
	CAUSE	This is a software-detected error condition that indicates an error in the UPS Monitor software or in some other system software, or a system memory error.
	ACTION	Call your Hewlett-Packard service representative.

---

## Volume Management

---

### (Subsystem 163)

---

**Note** This chapter includes HPVOLINFO error messages.

---

150	MESSAGE	HPVOLINFO DETECTED AN INVALID ITEM NUMBER. (VLMERR 150)
	CAUSE	One or more of the item numbers passed to HPVOLINFO was not a valid item number for the intrinsic.
	ACTION	Check the item numbers being passed to HPVOLINFO against the numbers in the discussion for HPVOLINFO in the <i>MPE/iX Intrinsic Reference Manual (32650-90028)</i> . Make the call to HPVOLINFO with item numbers that appear in the discussion for HPVOLINFO;.
151	MESSAGE	HPVOLINFO DETECTED AN UNPAIRED ITEM NUMBER/ITEM PARAMETER. (VLMERR 151)
	CAUSE	HPVOLINFO was called with either an item number without a corresponding item, or an item without a corresponding item number.
	ACTION	Check the call to HPVOLINFO, making sure the item numbers and items are paired. Note: It is important that an item number be followed immediately by its item.
152	MESSAGE	HPVOLINFO REQUIRES AN ADDITIONAL PARAMETER. (VLMERR 152)
	CAUSE	HPVOLINFO was called with a volume specifier number that was not 0; volume specifier numbers that are not 0 require a volume specifier to be supplied.
	ACTION	Call HPVOLINFO with a volume specifier when the volume specifier number being used is not 0.

---

---

153	MESSAGE	HPVOLINFO RECEIVED A PARAMETER WITH AN INVALID ADDRESS. (VLMERR 153)
	CAUSE	Either the status parameter or one (or more) of the item parameters being supplied to HPVOLINFO contains an address that is not accessible by the user.
	ACTION	Make sure that the status parameter and the item parameters are local to the code calling HPVOLINFO.

---

154	MESSAGE	HPVOLINFO CALLED WHILE IN SPLIT STACK MODE. (VLMERR 154)
	CAUSE	HPVOLINFO was called while the user program was in Split Stack mode.
	ACTION	Make the call to HPVOLINFO either before entering or after exiting Split Stack mode.

---

155	MESSAGE	HPVOLINFO CALLED WITH A VOLUME THAT IS NOT MOUNTED. (VLMERR -155)
	CAUSE	One or more of the volumes passed to HPVOLINFO in the volume specifier is not logically mounted.
	ACTION	Make sure that the volume(s) specified in the volume specifier have all been logically mounted via the VSOPEN command.

---

156	MESSAGE	HPVOLINFO DETECTED AN INVALID VOLUME SPECIFIER NUMBER. (VLMERR 156)
	CAUSE	The volume specifier number passed to HPVOLINFO is not valid for the intrinsic.
	ACTION	Check the volume specifier number against those listed under the volspecifiernum parameter for HPVOLINFO in the <i>MPE/iX Intrinsic Reference Manual (32650-90028)</i> ; make the call to HPVOLINFO with a number in that list.

---



---

157	MESSAGE	HPVOLINFO DETECTED AN INVALID VOLUME SPECIFIER. (VLMERR 157)
	CAUSE	Either volume specifier does not agree with the volume specifier number being used, the volspecifier does not have valid delimiters or, if specifying an LDEV, the LDEV number is not in the range from 1 to 999.
	ACTION	Make sure the volume specifier agrees with the volume specifier number being used. For a list of volume specifier numbers and the volume specifier they expect, see the description of the volspecifiernum parameter in the <i>MPE/iX Intrinsic Reference Manual (32650-90028)</i> .  Make sure the name in the volume specifier is properly enclosed in a set of delimiter characters.  If sending an LDEV number to HPVOLINFO, make sure that the LDEV number is in the range of 1 to 999.

---

158	MESSAGE	HPVOLINFO RECEIVED AN LDEV NUMBER THAT WAS NOT A DISC DEVICE. (VLMERR 158)
	CAUSE	The LDEV number in the volume specifier does not map to a disc device.
	ACTION	Use the DSTAT ALL command to list all of the disc devices. One of the items output from DSTAT is LDEV numbers. Use one of the LDEV numbers in the list as the volume specifier.

---

159	MESSAGE	DEVICE CLASS NOT CONFIGURED FOR VOLUMES. (VLMERR 159)
	CAUSE	This error should not be returned by HPVOLINFO running on MPE/iX.
	ACTION	Call your HP Support Representative for assistance.

---

160	MESSAGE	DEVICE CLASS DOES NOT MAP INTO A VOLUME CLASS. (VLMERR 160)
	CAUSE	On MPE/iX, the device class name is mapped to a volume class name for the system volume set (MPEXL_SYSTEM_VOLUME_SET). The device name in the volume specifier is not a class name for the system volume set.
	ACTION	Run the utility VOLUTIL. Once inside, do SHOWSET on the system volume set. This will return the list of class names associated with the system volume set. Any of the names returned may be used as the device class name.

---

---

161	MESSAGE	FREE SPACE RANGE SIZES ARE NOT IN ASCENDING ORDER. (VLMERR 161)
	CAUSE	The range sizes in the input array for items 36, 37, 38 or 39 are not in ascending order.
	ACTION	The first value in the input array for these items is the number of ranges we wish to see; the rest or the numbers are the lower bound values for the buckets and should appear in the array in ascending order.  If the range values are in ascending order, then make sure that the array contains the correct number of lower bound values. For example, if you wish to see 6 ranges, the first value in the input array should be 6, and the next 5 values in the array should be lower bounds values for the last five ranges (the lower bound for the first range is assumed to be 0).

---

162	MESSAGE	INVALID NUMBER OF FREE SPACE RANGES SPECIFIED. (VLMERR 162)
	CAUSE	The first value in the input array for items 36, 37, 38 or 39 is either less than 2 or greater than 16.
	ACTION	Make sure the first value in the input array for items 36, 37, 38 and 39 is in the range from 2 to 16.

---

163	MESSAGE	VOLUME CLASS CAN NOT BE SPECIFIED FOR THE SYSTEM VOLUME SET. (VLMERR 163)
	CAUSE	This error should not be returned by HPVOLINFO running on MPE/iX.
	ACTION	Call your HP Support Representative for assistance.

---

164	MESSAGE	HPVOLINFO ENCOUNTERED AN ERROR WHILE SCANNING THE DIRECTORY. (VLMERR 164)
	CAUSE	This error should not be returned by HPVOLINFO running on MPE/iX.
	ACTION	Call your HP Support Representative for assistance.

---

165	MESSAGE	HPVOLINFO ENCOUNTERED AN UNREADABLE FILE LABEL. (VLMERR 165)
	CAUSE	This error should not be returned by HPVOLINFO running on MPE/iX.
	ACTION	Call your HP Support Representative for assistance.

---

---

166	MESSAGE	HPVOLINFO ENCOUNTERED A BAD DISC FREE SPACE MAP. (VLMERR 166)
	CAUSE	This error should not be returned by HPVOLINFO running on MPE/iX.
	ACTION	Call your HP Support Representative for assistance.

---

167	MESSAGE	ALLOCATION IS DISABLED FOR DISC FREE SPACE MAP. (VLMERR 167)
	CAUSE	This error should not be returned by HPVOLINFO running on MPE/iX.
	ACTION	Call your HP Support Representative for assistance.

---

168	MESSAGE	THE DEFECTIVE TRACKS TABLE IS UNREADABLE. (VLMERR 168)
	CAUSE	This error should not be returned by HPVOLINFO running on MPE/iX.
	ACTION	Call your HP Support Representative for assistance.

---

169	MESSAGE	HPVOLINFO ENCOUNTERED A DISC I/O ERROR. (VLMERR 169)
	CAUSE	This error should not be returned by HPVOLINFO running on MPE/iX.
	ACTION	Call your HP Support Representative for assistance.

---

170	MESSAGE	VIRTUAL MEMORY REQUESTS ARE ONLY VALID FOR SYSTEM VOLUMES. (VLMERR 170)
	CAUSE	This error should not be returned by HPVOLINFO running on MPE/iX.
	ACTION	Call your HP Support Representative for assistance.

---

171	MESSAGE	DIRECTORY SIZE REQUEST IS NOT VALID FOR THE SPECIFIED VOLUME. (VLMERR 171)
	CAUSE	This error should not be returned by HPVOLINFO running on MPE/iX.
	ACTION	Call your HP Support Representative for assistance.

---

---

172	MESSAGE	SPPOOL FILE SPACE REQUEST IS ONLY VALID FOR SYSTEM VOLUMES. (VLMERR 172)
	CAUSE	A request for spool file space is being made against a volume or set of volumes that is not part of the system set (MPEXL_SYSTEM_VOLUME_SET).
	ACTION	Make sure the volume specifier indicates a volume or set of volumes that is part of the system set (MPEXL_SYSTEM_VOLUME_SET).

---

173	MESSAGE	HPVOLINFO RECEIVED AN ITEM NUMBER THAT IS VALID ONLY FOR MPE XL SYSTEMS. (VLMERR 173)
	CAUSE	This error should not be returned by HPVOLINFO running on MPE/iX.
	ACTION	Call your HP Support Representative for assistance.

---

174	MESSAGE	HPVOLINFO RECEIVED AN ITEM NUMBER THAT IS VALID ONLY FOR MPE V SYSTEMS. (VLMERR 174)
	CAUSE	One of the item numbers passed to HPVOLINFO is valid for MPE V systems.
	ACTION	Make sure that all item numbers being passed to HPVOLINFO are valid item numbers for MPE/iX systems. For a list of valid MPE/iX item numbers, consult the Item Number, Item Summary for HPVOLINFO in the <i>MPE/iX Intrinsic Reference Manual (32650-90028)</i> .

---

175	MESSAGE	HPVOLINFO RECEIVED AN INVALID LIST LENGTH. (VLMERR 175)
	CAUSE	The list length requested in the first 32-bits of the item area for items 3, 5 or 7 is either less than or equal to 0 or too large to let the whole list reside in user space.
	ACTION	The exact number of names returned by these items can be determined by calling HPVOLINFO with the previous item number. For example, item 2, 4 and 6 will give you the number of names that can be returned by item 3, 5 and 7, respectively. Use these numbers to specify the list length.

---

---

176	MESSAGE	HPVOLINFO RECEIVED AN ITEM NUMBER THAT IS INVALID FOR THE VOLUME SPECIFIER NUMBER. (VLMERR 176)
	CAUSE	One of the item numbers requested in not valid for the given volume specifier number.
	ACTION	Make sure all item numbers requested are valid for the desired volume specifier number. To see which item numbers are valid for the various volume specifier numbers, consult the discussion for HPVOLINFO in the <i>MPE/iX Intrinsic Reference Manual (32650-90028)</i> .

---

177	MESSAGE	HPVOLINFO RECEIVED AN ITEM NUMBER THAT HAS NOT YET BEEN IMPLEMENTED. (VLMERR 177)
	CAUSE	One of the item numbers passed to HPVOLINFO has not been implemented yet.
	ACTION	Make sure all item numbers passed to HPVOLINFO are implemented. To see which item numbers are implemented, consult the discussion for HPVOLINFO in the <i>MPE/iX Intrinsic Reference Manual (32650-90028)</i> .

---

178	MESSAGE	HPVOLINFO ENCOUNTERED A BAD VOLUME TABLE. (VLMERR 178)
	CAUSE	This error should not be returned by HPVOLINFO running on MPE/iX.
	ACTION	Call your HP Support Representative for assistance.

---

179	MESSAGE	HPVOLINFO ENCOUNTERED AN UNRECOGNIZED DRIVE TYPE. (VLMERR 179)
	CAUSE	This error should not be returned by HPVOLINFO running on MPE/iX.
	ACTION	Call your HP Support Representative for assistance.

---

180	MESSAGE	HPVOLINFO ENCOUNTERED A PHYSICAL I/O ERROR. (VLMERR 180)
	CAUSE	The volume specified in the volume specifier was unable to respond with the information requested by HPVOLINFO due to a hardware failure.
	ACTION	Check to see if the volume is on-line, the power cables are conneted and all cables are connected correctly. If the problem persists, call your HP Support Representative for assistance.

---

---

181	MESSAGE	HPVOLINFO RECEIVED AN UNEXPECTED ERROR. (VLMERR 181)
	CAUSE	HPVOLINFO received an unexpected error.
	ACTION	Check the error stack for your process to determine the exact error and call your HP Support Representative for assistance.

---

182	MESSAGE	HPVOLINFO RECEIVED AN ERROR FROM THE LABEL MANAGEMENT SUBSYSTEM. (VLMERR 182)
	CAUSE	An error was detected in the Label Management Subsystem.
	ACTION	Check the error stack for your process to determine the exact error and call your HP Support Representative for assistance.

---

183	MESSAGE	HPVOLINFO RECEIVED A DISC ACCESS ERROR. (VLMERR 183)
	CAUSE	HPVOLINFO received a disc access error.
	ACTION	Check the error stack for your process to determine the exact error and call your HP Support Representative for assistance.

---

184	MESSAGE	THE VOLUME SPECIFIED HAS A MIRRORED PARTNER THAT HAS BEEN DECLAIRED DISABLED. (VLMERR 184)
	CAUSE	The system is unable to access the specified volume because it has a mirrored pair that is declaired disabled.
	ACTION	Run the VOLUTIL utility. Once inside, repair the mirrored partner of the volume specified. When the mirrored pair is repaired, retry the call to HPVOLINFO.

---

185	MESSAGE	THE VOLUME SET SPECIFIED IS NOT A VOLUME SET ON THE SYSTEM. (VLMERR 185)
	CAUSE	The volume set in the volume specifier does not exist on the system.
	ACTION	Use the command DSTAT ALL to obtain a list of the volume sets that are in use on the system, then use one of these names in the volume specifier being passed to HPVOLINFO.

---

---

186	MESSAGE	THE VOLUME CLASS SPECIFIED DOES NOT EXIST FOR THE GIVEN VOLUME SET. (VLMERR 186)
	CAUSE	The volume class name in the volume specifier does not exist for the given volume set.
	ACTION	Run the VOLUTIL utility. Once inside, do the SHOWSET command, selecting the class information, for the volume set you want to receive information on. Use one of the class names returned by VOLUTIL for the volume class part of the volume specifier.

---

187	MESSAGE	THE MEMBER VOLUME IS NOT PRESENT IN THE GIVEN VOLUME SET. (VLMERR 187)
	CAUSE	The volume name in the volume specifier is not a member of the given volume set.
	ACTION	Use the command DSTAT ALL to obtain a list of the volume names and the volume sets that they belong to on the system. Use one of these names for the volume name in the volume specifier.

---

150	MESSAGE	ARRAY PASSED TO HPVOLINFO IS NOT LARGE ENOUGH TO HOLD ALL NAMES. (VLMWARN 150)
	CAUSE	The number in the first 32-bits of the array input to HPVOLINFO for either items 3, 5 or 7 is smaller than the number of names that can be returned by by these item numbers; the name list that will be returned will be truncated.
	ACTION	Before calling HPVOLINFO with items 3, 5, or 7, call it with items 2, 4 and 6, respectively. This will give you the exact number of names to expect from items 3, 5, and 7.

---

151	MESSAGE	HPVOLINFO ENCOUNTERED AN UNREADABLE FILE LABEL. (VLMWARN 151)
	CAUSE	HPVOLINFO encountered an unreadable file label while calculating file space.
	ACTION	Call your HP Support Representative for assistance.

---

---

152	MESSAGE	PART OF THE SET OR CLASS IN THE VOLUME SPECIFIER IS NOT MOUNTED. (VLMWARN 152)
	CAUSE	All of the volumes in the volume set or volume class in the volume specifier are not mounted.
	ACTION	For information on the whole set or class, make sure all of the volumes in the set or class are mounted.

---



## VOLUTIL and DISCUTIL

---

(dialog,shell,discutil,volutil)

---

### VOLUTIL Messages

#### dialog

---

1	MESSAGE	*Error: Unexpected error returned from execution of FFILEINFO intrinsic. (dialog 1)
2	MESSAGE	*Error: Unable to close INPUT file. (dialog 2)
3	MESSAGE	*Error: Unable to close OUTPUT file. (dialog 3)
4	MESSAGE	*Error: Unexpected error occurred during INPUT file input/output. (dialog 4)
5	MESSAGE	*Error: Unexpected error occurred during OUTPUT file input/output. (dialog 5)
6	MESSAGE	*Error: Unexpected error occurred during \$STDIN input operation. (dialog 6)
7	MESSAGE	*Error: Unexpected error occurred during \$STDLIST output operation. (dialog 7)
8	MESSAGE	*Error: Unexpected error from FCONTROL intrinsic with INPUT file. (dialog 8)

---

---

9           MESSAGE           \*Error: Unexpected error from execution of FGETINFO  
                                  intrinsic. (dialog 9)

---

10          MESSAGE           \*Error: File type not ASCII. (dialog 10)

---

11          MESSAGE           \*Error: Invalid file record size. (dialog 11)

---

12          MESSAGE           \*Error: Unexpected error from execution of PRINTOPREPLY  
                                  intrinsic. (dialog 12)

---

13          MESSAGE           \*Error: End-of-file encountered on OUTPUT file. (dialog  
                                  13)

---

14          MESSAGE           \*Error: End-of-file encountered on INPUT file. (dialog  
                                  14)

---

15          MESSAGE           \*Error: End-of-file encountered on \$STDLIST. (dialog 15)

---

16          MESSAGE           \*Error: Unexpected error from FPOINT intrinsic. (dialog  
                                  16)

---

## **parserr**

---

15          MESSAGE           \*Error: The VNAME parameter is required. (parserr 15)  
          CAUSE                When you entered the NEWVOL command, you forgot to specify  
                                  a name for the volume.  
          ACTION               Reenter the NEWVOL command and remember to specify a  
                                  volume name.

---

## **shell**

---

1          MESSAGE           \*Error: Incomplete command pending on end-of-file. (shell  
                                  1)

---

2          MESSAGE           \*Error: Unable to process command. (shell 2)

---

---

3	MESSAGE	*Error: Invalid parameter length. (shell 3)
---	---------	---

---

4	MESSAGE	*Error: Command history stack is empty. (shell 4)
---	---------	---

---

5	MESSAGE	*Error: Command not found in command history stack. (shell 5)
---	---------	---

---

6	MESSAGE	*Error: Invalid parameter length or composition. (shell 6)
---	---------	--

---

7	MESSAGE	*Error: Unrecognized command. (shell 7)
---	---------	---

---

8	MESSAGE	*Error: GET_NAME error. (shell 8)
---	---------	-----------------------------------

---

9	MESSAGE	*Error: This command has no associated functionality. (shell 9)
---	---------	---

---

10	MESSAGE	*Error: Error in accessing message catalog. (shell 10)
----	---------	--

---

11	MESSAGE	*Error: Invalid numeric index into command history stack. (shell 11)
----	---------	--

---

12	MESSAGE	*Error: Command name length exceeds 16 characters. (shell 12)
----	---------	---

---

13	MESSAGE	*Error: Insufficient capabilities to execute this command. (shell 13)
----	---------	---

---

14	MESSAGE	*Error: MiUssing required parameter not specified in command. (shell 14)
----	---------	--

---

15	MESSAGE	*Error: Parameter can consist of numeric characters only. (shell 15)
----	---------	--

---

16	MESSAGE	*Error: Depth of command stack can only be in the range 1 to 100. (shell 16)
----	---------	--

---

---

17	MESSAGE	*Error: Invalid key option specified for set command. (shell 17)
----	---------	---

---

18	MESSAGE	*Error: Command only valid in interactive mode. (shell 18)
----	---------	--

---

19	MESSAGE	*Error: Subsys !, Info: !. (shell 19)
----	---------	---------------------------------------

---

20	MESSAGE	*Error: Invalid command edit operation. (shell 20)
----	---------	--

---

## **volutil**

---

53	MESSAGE	*Error: Volume already exists. (volutil 53)
	CAUSE	When you entered the NEWVOL command, you specified a volume name that already exists.
	ACTION	Use the DSET command to examine the names and characteristics of all the volumes currently on the system. Then reenter the NEWVOL command and specify a volume name that does not exist for the current volume set.

---

54	MESSAGE	*Error: Volume does not exist. (volutil 54)
	CAUSE	When you entered the INITVOL command, you specified a volume name associated with a particular volume set, but a volume of that name does not exist.
	ACTION	Use the SHOWSET command to examine the names of all volumes in the current volume set. Then reenter the INITVOL command and specify a volume name that does exist in the current volume set.

---

70	MESSAGE	*Error: Ldev is not a valid disk type for mirroring (volutil 70)
	CAUSE	Mirrored disks are not the correct type (HP7937FL) for volume initialization.
	ACTION	Use correct disk type.

---

---

71	MESSAGE	*Error: Mirrored volumes must be specified as a pair. (volutil 71)
	CAUSE	Only one volume was specified in NEWMIRRSET or NEWMIRRVOL.
	ACTION	Specify correct number of disks.

---

72	MESSAGE	*Error: Mirrored volumes must be unique. (volutil 72)
	CAUSE	LDEV's specified a duplicate number.
	ACTION	Specify a unique LDEV.

---

73	MESSAGE	*Error: Cannot add mirrored volumes to non-mirrored volume set. (volutil 73)
	CAUSE	Mirrored volumes cannot be added to a non-mirrored volume set.
	ACTION	Specify a mirrored volume set.

---

74	MESSAGE	*Error: Cannot add non-mirrored volumes to a mirrored volume set. (volutil 74)
	CAUSE	Non-mirrored volumes cannot be added to a mirrored volume set.
	ACTION	Specify a mirrored volume.

---

75	MESSAGE	*Error: Specified volume set is not mirrored. (volutil 75)
	CAUSE	An attempt was made to perform a mirrored operation on a non-mirrored volume set.
	ACTION	Cause indicates appropriate action.

---

76	MESSAGE	*Error: Specified volume does not exist on specified ldev. (volutil 76)
	CAUSE	Either the wrong volume name or the wrong LDEV was specified.
	ACTION	Cause indicates appropriate action.

---

77	MESSAGE	*Error: Command only valid for disabled mirrored volumes. (volutil 77)
	CAUSE	REPLALCEMIRRVOL was issued for a non-disabled volume.
	ACTION	Cause indicates appropriate action.

---

---

78	MESSAGE	*Error: Illegal replace. Mirrored partner is not available. (volutil 78)
	CAUSE	REPLALCEMIRRVOL was issued but good volume was not mounted as MEMBER or MASTER.
	ACTION	Verify that volume used is good.

---

79	MESSAGE	*Error: Mirrored volume must be in pending state. (volutil 79)
	CAUSE	The volume specified in the SUSPENDMIRROR command was not in a pending state.
	ACTION	Be sure specified volume is pending before issuing command.

---

80	MESSAGE	*Error: Command not supported for mirrored volume sets. (volutil 80)
	CAUSE	The COPYSET command is not supported for mirrored volume sets.
	ACTION	Use a different command.

---

83	MESSAGE	*Error: Illegal replace. Mirrored pair is already in operation. (volutil 83)
	CAUSE	REPLACEMIRRORVOL was issued on an already functioning mirrored pair.
	ACTION	CAUSE indicates appropriate action.

---

85	MESSAGE	*Error: User volumes incomplete, cannot use as repair source. (volutil 85)
	CAUSE	The JOINMIRRSET command with SOURCE=USER was specified, and one or more user volumes are missing.
	ACTION	CAUSE indicates appropriate action.

---

86	MESSAGE	*Error: Backup volumes incomplete, cannot use as repair source. (volutil 86)
	CAUSE	The JOINMIRRSET command with SOURCE=BACKUP was specified, and one or more backup volumes are missing.
	ACTION	CAUSE indicates appropriate action.

---

---

87        MESSAGE        \*Error: Volume set close failed during join. (volutil 87)  
CAUSE        SOURCE=BACKUP was specified for the join and it failed.  
              One of the reasons could be that users are still logged onto  
              the destination volume set. The JOINMIRRSET command with  
              SOURCE=BACKUP was specified, and one or more backup  
              volumes are missing.  
ACTION        Log off all users from the volume set and retry the JOINMIRRSET.  
              If SOURCE=USER was specified and this message is seen, a  
              split-volume backup is taking place on the backup volumes.

---

88        MESSAGE        \*Error: New volumes cannot be added to a split volume set.  
              (volutil 88)  
CAUSE        The NEWVOL command was used to attempt to add volumes to a  
              split-volume set.  
ACTION        CAUSE indicates appropriate action.

---

89        MESSAGE        \*Error: Mirrored partner is already in suspend mirror  
              state. (volutil 89)  
CAUSE        A SUSPENDMIRRVOL command was issued against a volume whose  
              partner is in the SUSPENDMIRR state.  
ACTION        CAUSE indicates appropriate action.

---

122       MESSAGE        \*Error: Volume mounted in invalid state for desired  
              operation. (volutil 122)  
CAUSE        When you entered the INITVOL command, you specified a value  
              for the state parameter which is not valid.  
ACTION        CAUSE indicates appropriate action.

---

130       MESSAGE        \*Error: Error encountered while reading first file label.  
              (volutil 130)

---

131       MESSAGE        \*Error: No tape label on the beginning of tape. Cannot  
              recover. (volutil 131)

---

132       MESSAGE        \*Error: Recover aborted because of tape label error.  
              (volutil 132)

---

---

133	MESSAGE	*Error: Recover aborted because of tape error. (volutil 133)
-----	---------	--

---

134	MESSAGE	*Error: Recover aborted because of tape positioning error. (volutil 134)
-----	---------	--

---

135	MESSAGE	*Error: Recover aborted because of file closing error. (volutil 135)
-----	---------	--

---

136	MESSAGE	*Error: Recover aborted by user. (volutil 136)
-----	---------	--

---

137	MESSAGE	*Error: Recover aborted because of incorrect capability. (volutil 137)
-----	---------	--

---

	MESSAGE	*Error: Destination volume on ldev ! not mounted in valid state.
--	---------	--

---

	MESSAGE	*Error: Invalid response. Please answer with a 'Y', 'YES', 'N', or 'NO'.
--	---------	--

---

	MESSAGE	*Error: Source volume on ldev ! not a member of set being copied.
--	---------	---

---

	MESSAGE	*FATAL ERROR: OUTER-MOST RECOVER BLOCK INVOKED. PROGRAM WILL TERMINATE.
--	---------	--

---

	MESSAGE	Subsys !, Info: !.
--	---------	--------------------

---

## **DISCUTIL Messages**

---

MESSAGE	CONFIGURATION INFO FOR LDEV NN CORRECTED
---------	--

---

MESSAGE	CONFIGURATION INFO FOR LDEV NN NOT CORRECTED
---------	--

---



---

MESSAGE            DISCUTIL HAS ENCOUNTERED A TAPE ERROR: REWINDING TAPE

---

MESSAGE            END OF TAPE #NN; PLEASE WAIT

---

MESSAGE            ENTER "HELP" FOR A LIST OF VALID COMMANDS

---

MESSAGE            ERROR - CONFIGURATION INFO FOR LDEV NN IS NOT VALID

---

MESSAGE            ERROR - ENCOUNTERED A MISSING VOLUME; UNABLE TO CONTINUE SAVING FILE

---

MESSAGE            ERROR - FOUND UNEXPECTED VOLUME ON LDEV NN; UNABLE TO CONTINUE SAVING FILE

---

MESSAGE            ERROR - LABEL TABLE CORRUPTED ON LDEV NN; UNABLE TO CONTINUE ON THIS LDEV

---

MESSAGE            ERROR - LABEL TABLE OFFSET MISMATCH IN EXTENT BLOCK ENTRY

---

MESSAGE            ERROR - OFFSET MISMATCH IN FILE LABEL; SKIPPING TO NEXT LABEL

---

MESSAGE            ERROR - UNABLE TO COMPLETE DISK READ ON LDEV NN

---

MESSAGE            ERROR - UNABLE TO COMPLETE TAPE EOF WRITE ON LDEV NN

---

MESSAGE            ERROR - UNABLE TO COMPLETE TAPE WRITE ON LDEV NN

---

MESSAGE            ERROR - UNABLE TO CONVERT LDEV TO PHYSICAL PATH

---

MESSAGE            ERROR - UNABLE TO OBTAIN DEVICE STATUS FROM LDEV NN

---

MESSAGE            ERROR - UNABLE TO READ THE HPE VOLUME LABEL ON LDEV NN

---

MESSAGE            ERROR - UNABLE TO READ THE LABEL TABLE ON LDEV NN; UNABLE TO SAVE FILE

---

---

MESSAGE ERROR - UNABLE TO READ THE LABEL TABLE ON LDEV NN

---

MESSAGE ERROR - UNABLE TO READ THE LABEL TABLE; SKIPPING TO NEXT LABEL

---

MESSAGE ERROR - UNABLE TO REWIND TAPE ON LDEV NN

---

MESSAGE ERROR - UNABLE TO SET TAPE DENSITY ON LDEV NN

---

MESSAGE LAST FILE ON PREVIOUS TAPE WILL BE RESAVED

---

MESSAGE MOUNT TAPE #NN

---

MESSAGE PRESS RETURN WHEN THE TAPE IS READY

---

MESSAGE SAVE FOR LDEV NN HAS BEEN ABORTED

---

MESSAGE SAVE WILL RESTART WITH TAPE NN; MOUNT A  
TAPE

---

MESSAGE TAPE DENSITY SET TO DDDD ON LDEV NN

---

MESSAGE THE TAPE ON LDEV NN IS READY

---

MESSAGE WARNING - LDEV NN IS A TAPE DRIVE

---

MESSAGE WARNING - LDEV NN IS A TERMINAL

---

MESSAGE WARNING - LDEV NN IS NOT A VALID DISK LDEV

---

MESSAGE WARNING - LDEV NN IS NOT CONFIGURED

---

MESSAGE WARNING - "XXXX" IS NOT A VALID DISCUTIL COMMAND

---

---

MESSAGE           WARNING - "XXXX" IS NOT A VALID DISCUTIL COMMAND; LDEV NN IS A PRINTER

---

MESSAGE           WARNING - LDEV NN IS NOT VALID

---

MESSAGE           WARNING - NO LDEVS HAVE BEEN SELECTED FOR SAVING

---

MESSAGE           WARNING - THE FILE SET ENTERED IS NOT VALID

---

MESSAGE           WARNING - THE MODIFICATION DATE ENTERED IS NOT VALID

---

MESSAGE           WARNING - THE TAPE DRIVE DOOR ON LDEV NN IS OPEN

---

MESSAGE           WARNING - THE TAPE DRIVE ON LDEV NN IS OFFLINE

---

MESSAGE           WARNING - THE TAPE ON LDEV NN DOES NOT HAVE A WRITE ENABLE RING

---

MESSAGE           WARNING - THE TAPE ON LDEV NN IS NOT AT BOT

---

MESSAGE           WARNING - THE VOLUME SET NAME ENTERED IS NOT VALID

---

