

MIZZOU CREDIT UNION

AGE PROFILE

As Of: July 31, 2000

RUN DATE: August 1, 2000

RUN TIME: 9:17 AM

AGE RANGE	# Members	% Male	# P/D	% P/D	Loan Count	Loan Balances	Delinquent Count	Delinquent Balances	Share Count	Share Balances
0-5	275	47%	32	12%	0	0	0	0	309	175,063
6-10	556	52%	53	10%	0	0	0	0	624	381,075
11-15	838	49%	108	13%	0	0	0	0	976	639,093
16-20	1,146	50%	206	18%	90	484,914	5	25,772	1,660	1,008,130
21-25	1,512	45%	505	33%	521	3,712,437	32	166,948	2,244	1,113,535
26-30	1,590	47%	741	47%	748	5,748,908	36	170,507	2,493	2,164,340
31-35	1,861	47%	987	53%	985	8,274,025	34	274,007	3,074	3,880,113
36-40	2,316	45%	1,395	60%	1,294	10,151,900	18	109,390	4,124	7,130,651
41-45	2,601	42%	1,669	64%	1,396	11,714,578	34	191,408	4,762	9,592,374
46-50	2,447	40%	1,628	67%	1,220	9,935,582	15	58,610	4,591	11,378,727
51-55	2,035	48%	1,331	65%	978	8,098,850	7	7,290	3,787	11,028,300
56-60	1,273	46%	795	62%	549	4,446,109	5	28,886	2,291	6,680,967
61-65	866	46%	507	59%	296	1,911,682	3	14,130	1,699	5,818,812
66-70	538	52%	272	51%	163	1,500,330	2	14,096	1,035	4,921,009
71-75	324	48%	168	52%	59	529,552	0	0	671	3,653,640
76-80	195	51%	89	46%	39	344,776	0	0	388	1,818,353
80 +	174	38%	50	29%	25	208,817	0	0	338	1,652,323
TOTALS:	20,547	46%	10,536	51%	8,363	67,062,460	191	1,061,042	35,066	73,036,506

MIZZOU CREDIT UNION

ACCOUNT AGE PROFILE

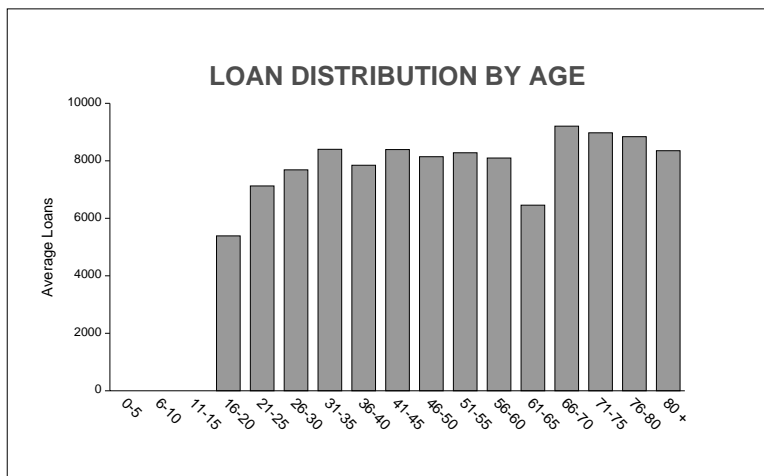
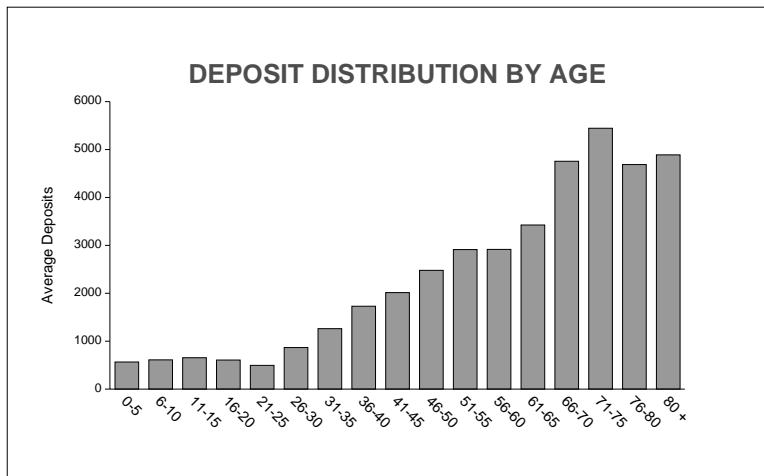
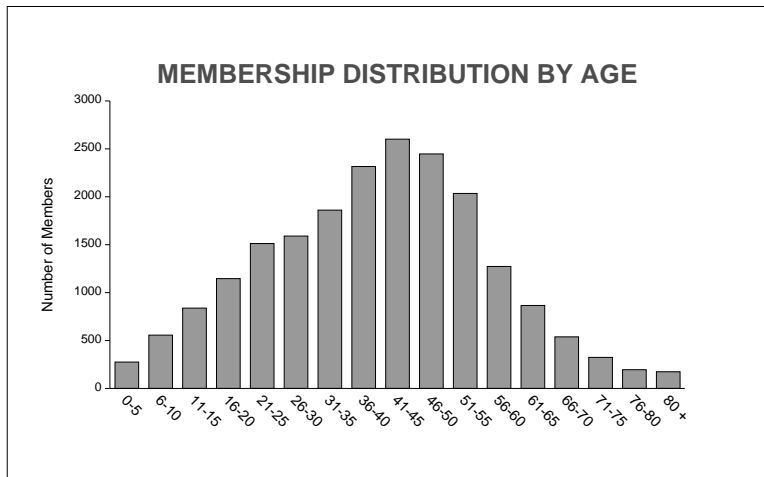
As Of: July 31, 2000

RUN DATE: August 1, 2000

RUN TIME: 9:31 AM

Account Age	# Members	Avg Age	% Male	# P/D	% P/D	Loan Count	Loan Balances	Delinquent Count	Delinquent Balances	Share Count	Share Balances
0-2	5,160	32	47%	1,730	34%	1,386	13,962,479	57	397,940	7,494	8,646,805
3-5	4,219	34	46%	2,038	48%	1,435	11,306,689	55	291,272	6,671	9,242,936
6-8	2,650	37	46%	1,318	50%	1,221	8,648,065	34	142,924	4,410	7,634,485
9-11	2,532	40	44%	1,398	55%	1,263	9,125,523	16	129,893	4,649	9,831,106
12-15	2,113	44	43%	1,369	65%	1,116	8,835,772	18	62,094	4,268	9,939,378
16-20	3,536	53	46%	2,436	69%	1,769	13,644,728	10	35,571	6,918	25,106,482
21-25	290	54	51%	218	75%	136	1,235,358	1	1,349	571	2,365,882
26-30	48	57	69%	29	60%	37	303,847	0	0	87	269,270
31-35	0	0	0%	0	0%	0	0	0	0	0	0
36-40	0	0	0%	0	0%	0	0	0	0	0	0
41-45	0	0	0%	0	0%	0	0	0	0	0	0
46-50	0	0	0%	0	0%	0	0	0	0	0	0
50 +	0	0	0%	0	0%	0	0	0	0	0	0
TOTALS:	20,548	39	46%	10,536	51%	8,363	67,062,460	191	1,061,042	35,068	73,036,344

MIZZOU CREDIT UNION
AGE PROFILE
 As Of: July 31, 2000



MIZZOU CREDIT UNION
TOTAL LOANS AND DEPOSITS BY AGE
As Of: July 31, 2000

